



US00D577914S

(12) **United States Design Patent**
Babic et al.

(10) **Patent No.:** **US D577,914 S**
(45) **Date of Patent:** **** Oct. 7, 2008**

(54) **WALL MOUNTABLE STORAGE BASKET**

(75) Inventors: **Ivana Babic**, Milan (IT); **Gabriel F. Zangari**, Milan (IT); **Peter J. Newbould**, Milan (IT); **Michele Cestone**, Milan (IT)

(73) Assignee: **3M Innovative Properties Company**, St. Paul, MN (US)

(**) Term: **14 Years**

(21) Appl. No.: **29/291,631**

(22) Filed: **Sep. 7, 2007**

(51) **LOC (8) Cl.** **03-01**

(52) **U.S. Cl.** **D3/304**

(58) **Field of Classification Search** D3/201, D3/273, 276, 283-286, 304-316, 318-319; D6/525-539, 540, 553, 567; D7/550.1, 552.1, D7/553.1-553.2, 553.7, 554.2-554.4, 561, D7/701; D9/755, 781, 770; D12/412, 414.1, D12/425; D19/65, 75, 77, 78, 86, 90, 91, D19/99, 100; 220/485, 493; 206/503-510, 206/214-215, 822, 307.1; 229/100, 913-914, 229/406, 67.1-67.3, 405, 928; 211/10-11, 211/13.1, 44-45, 50, 119.5, 87.01, 88.01, 211/126.13, 126.16

See application file for complete search history.

(56) **References Cited**

U.S. PATENT DOCUMENTS

D314,488 S * 2/1991 Aaldenberg et al. D6/567

D387,981 S * 12/1997 Mosior et al. D9/418
D438,010 S * 2/2001 Drury et al. D3/307
D444,816 S * 7/2001 Stravitz D19/90
D485,307 S * 1/2004 Sheldon et al. D19/90
D486,022 S * 2/2004 Shamoon D6/553
D486,185 S * 2/2004 Sheldon et al. D19/90
D506,610 S * 6/2005 Mitani et al. D3/294
D544,272 S * 6/2007 Chen et al. D6/553
D548,282 S * 8/2007 Chen et al. D19/90
D563,136 S * 3/2008 Kramer et al. D6/553

* cited by examiner

Primary Examiner—Louis S Zarfaz

Assistant Examiner—Eric L Goodman

(74) *Attorney, Agent, or Firm*—David B. Patchett

(57) **CLAIM**

The ornamental design for a wall mountable storage basket, as shown and described.

DESCRIPTION

FIG. 1 is a perspective view showing the new design for a wall mountable storage basket;

FIG. 2 is a back view thereof;

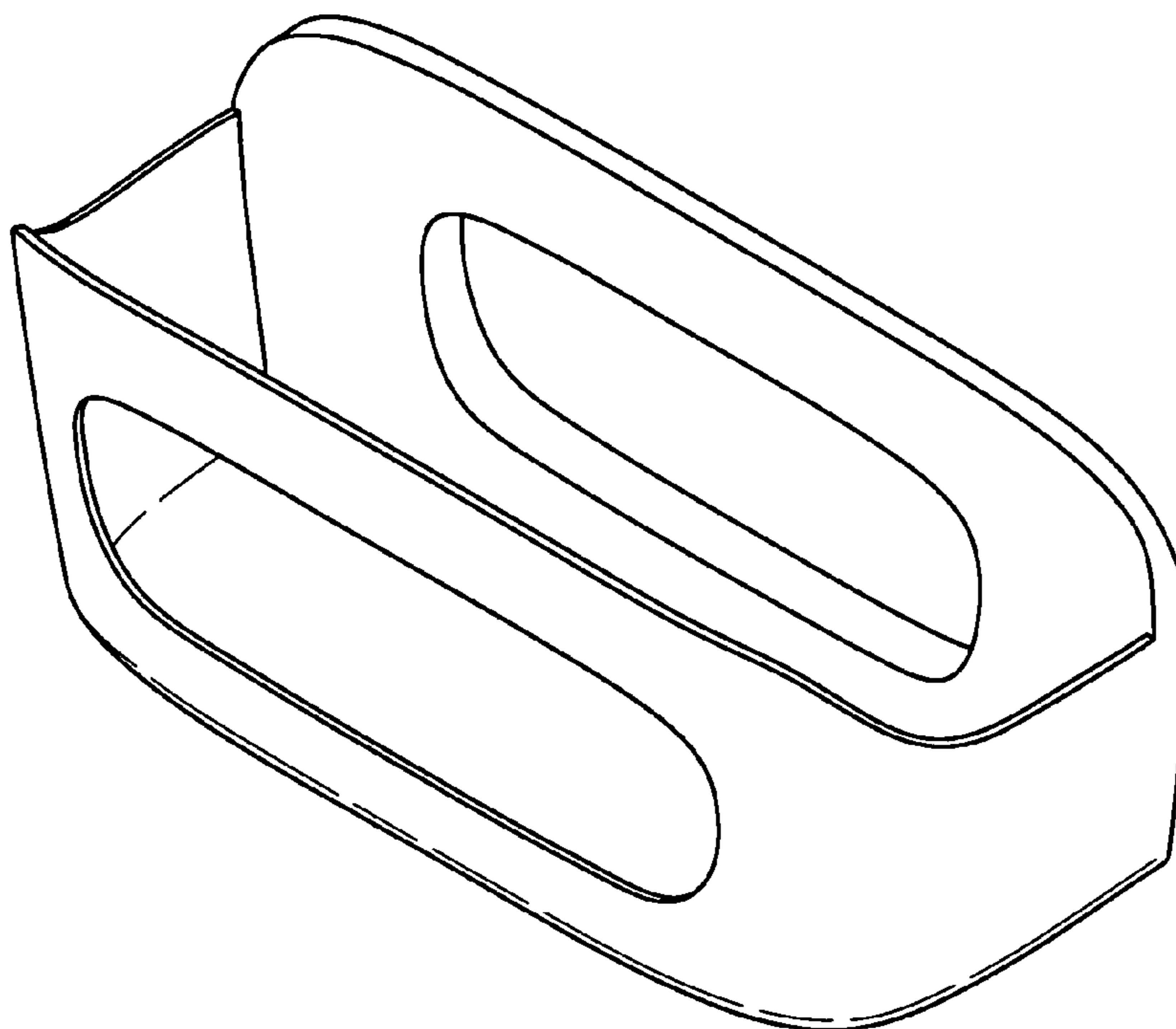
FIG. 3 is a top view thereof;

FIG. 4 is a front view thereof;

FIG. 5 is a bottom view thereof; and,

FIG. 6 is a side view thereof, the opposite side view being a mirror image of the side view shown.

1 Claim, 3 Drawing Sheets



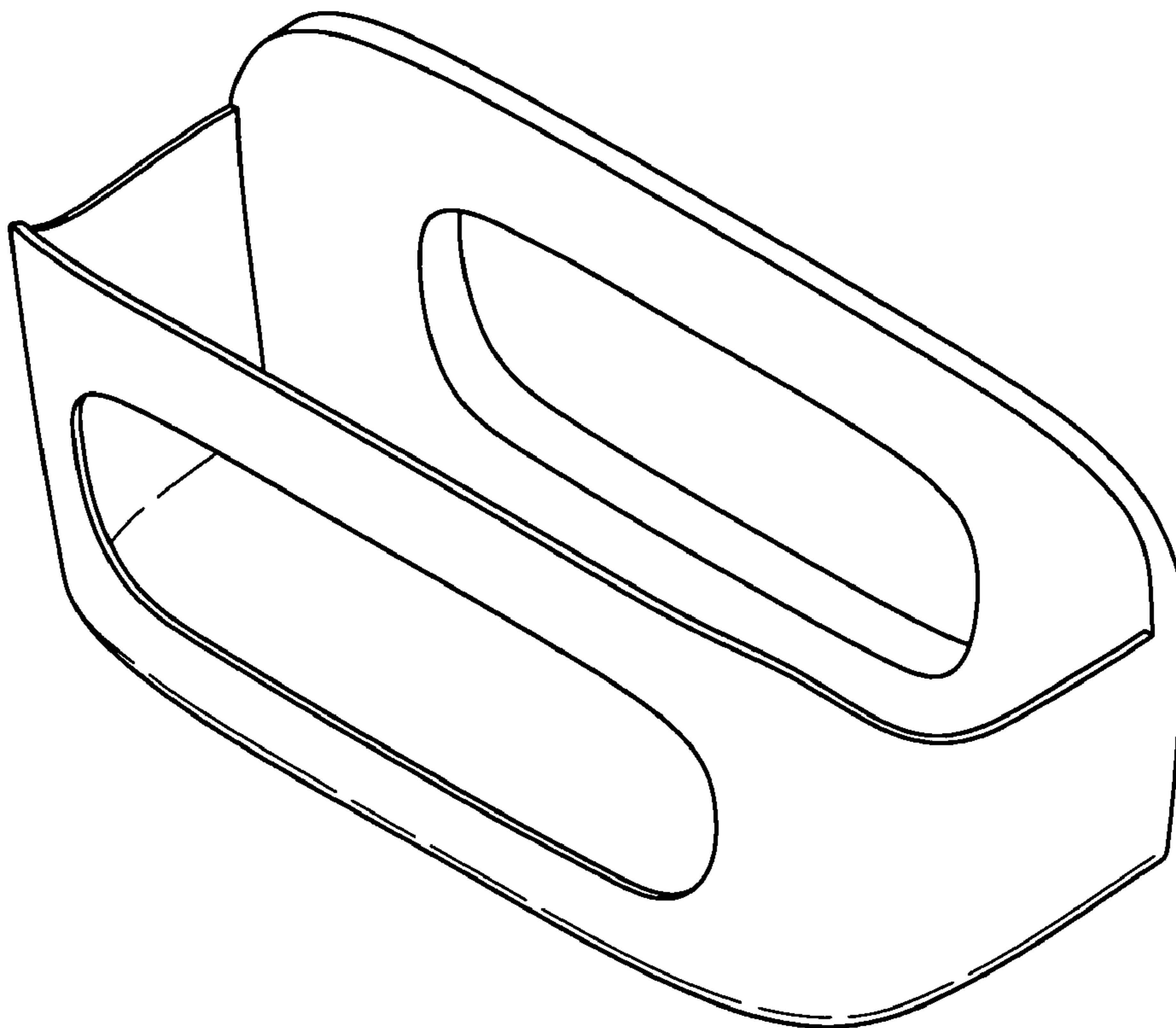


FIG. 1

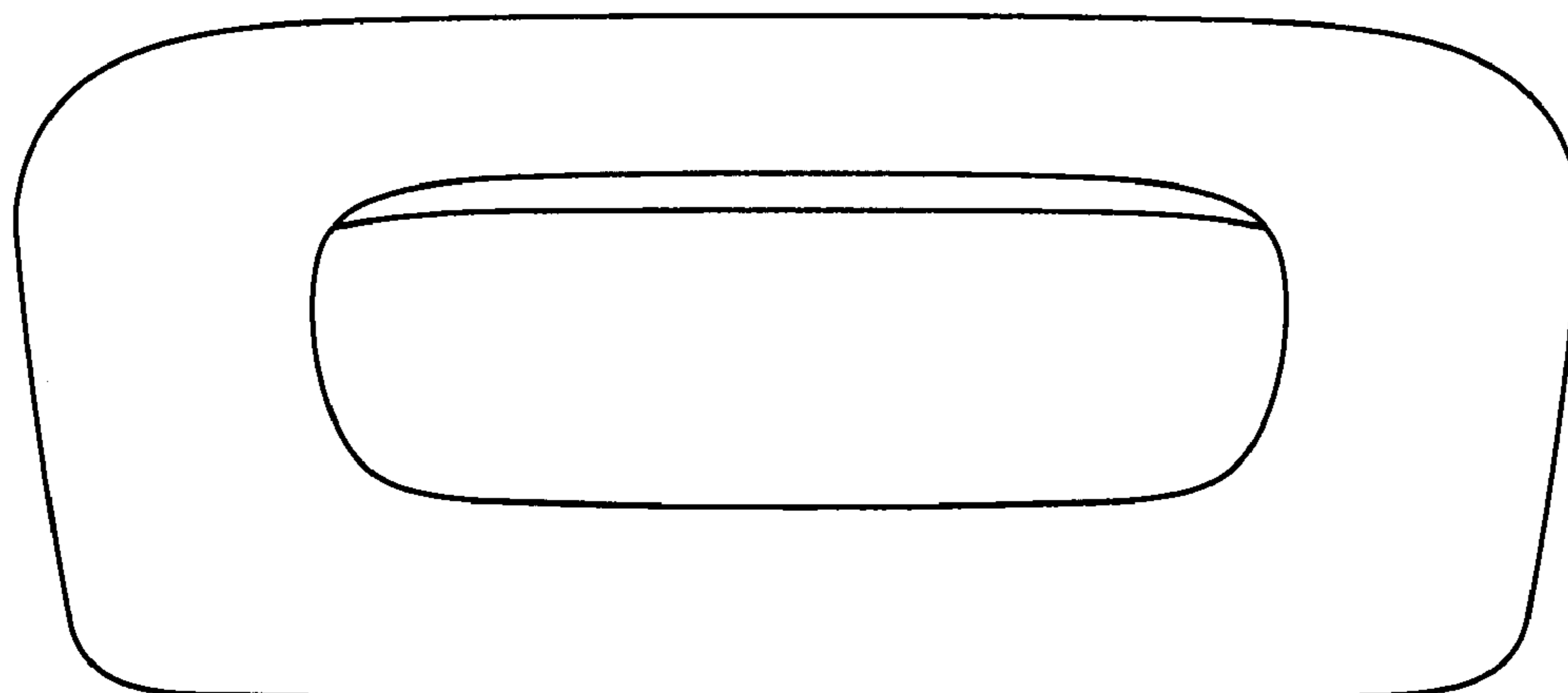


FIG. 2




FIG. 3

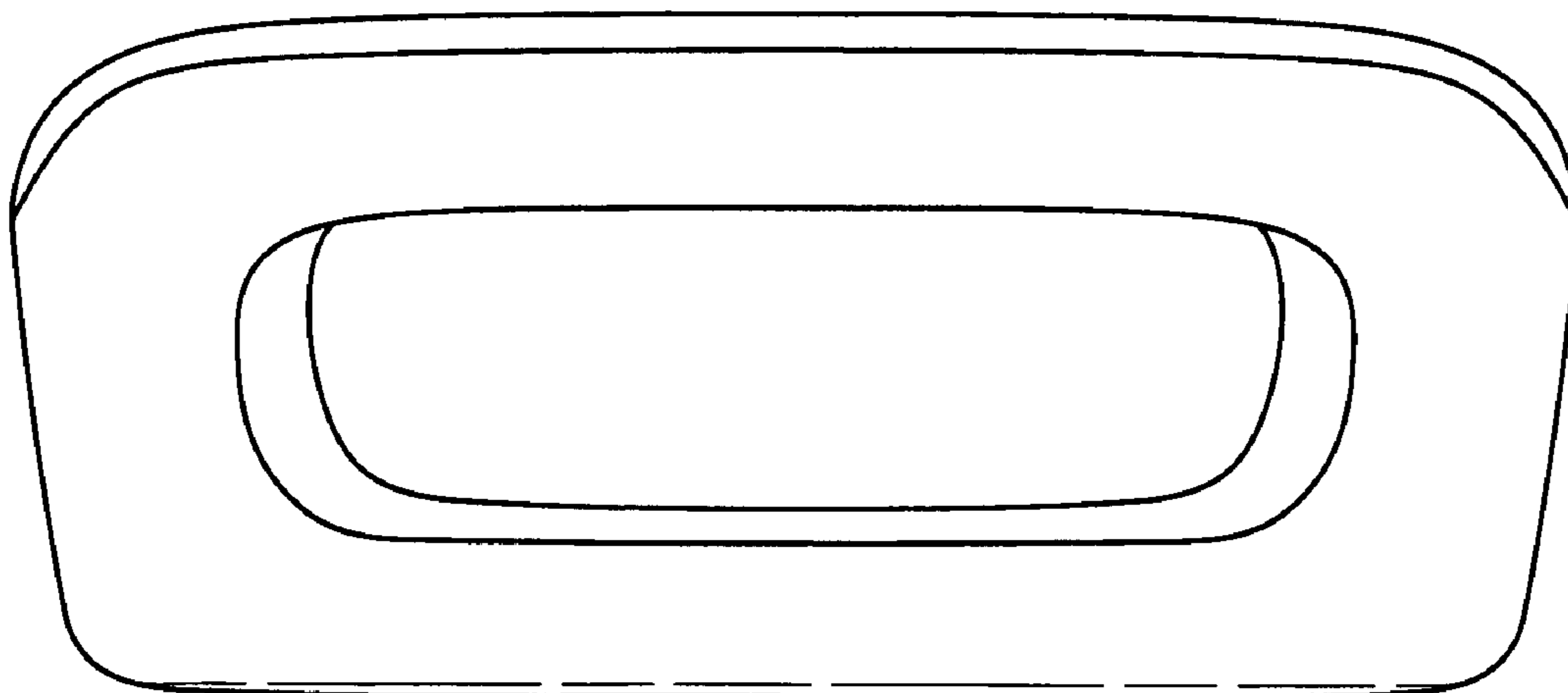


FIG. 4




FIG. 5

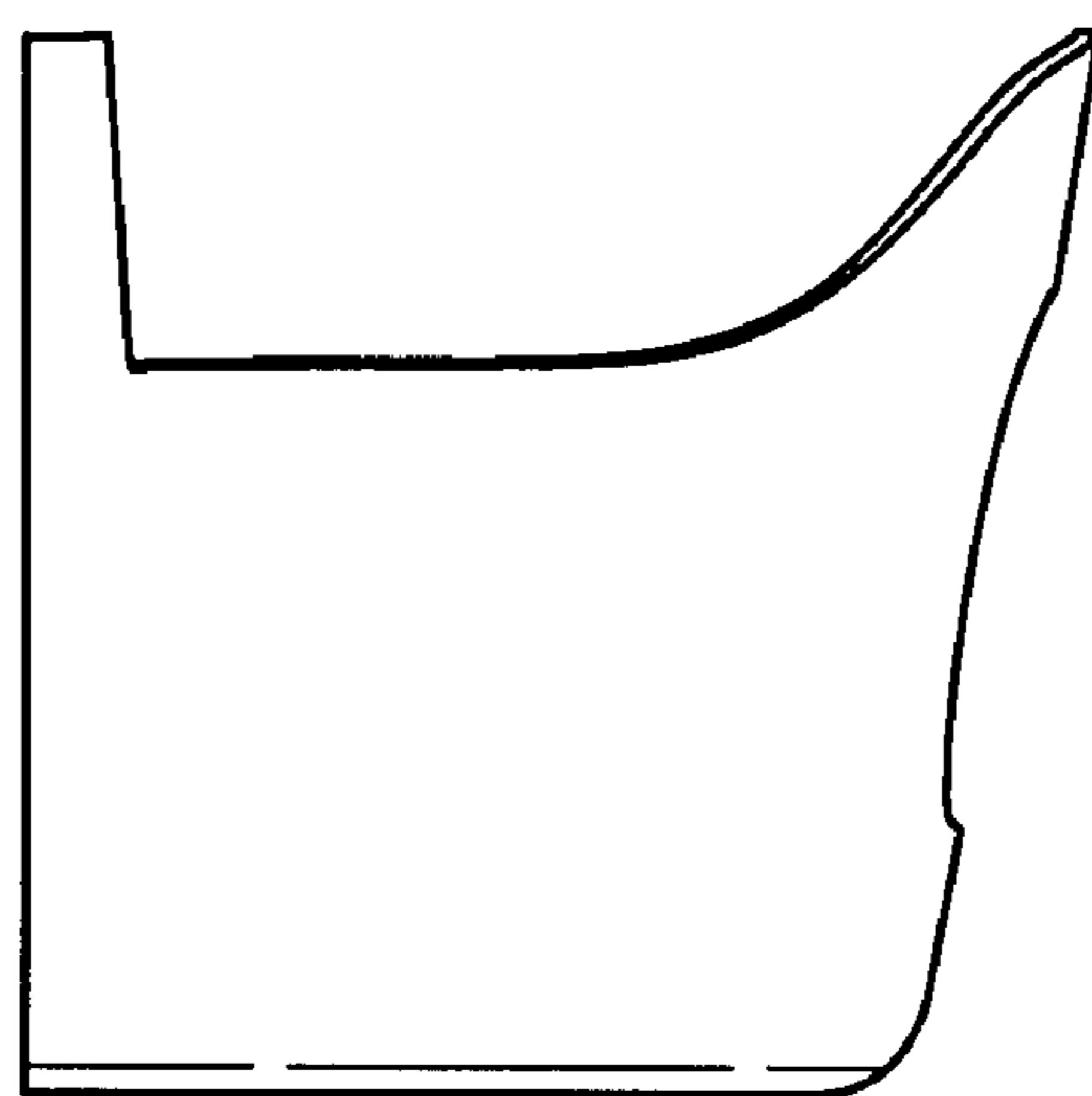


FIG. 6