



US00D577906S

(12) **United States Design Patent**  
**Hu**

(10) **Patent No.:** **US D577,906 S**

(45) **Date of Patent:** **\*\* Oct. 7, 2008**

(54) **KEY CHAIN**

(76) Inventor: **Ming-Liang Hu**, No. 129, Lane 523,  
Sec. 3, Chung Cheng Rd., Jen Te, Tainan  
Hsien (TW)

(\*\*) Term: **14 Years**

(21) Appl. No.: **29/294,581**

(22) Filed: **Jan. 18, 2008**

(51) **LOC (8) Cl.** ..... **03-01**

(52) **U.S. Cl.** ..... **D3/211**

(58) **Field of Classification Search** ..... D3/207-212;  
D11/31-33, 44, 48-51, 66, 58, 61, 166; 70/456 R,  
70/456 B, 457-460; 24/3.6; D13/168; 362/116;  
D8/348; D12/190, 197; D26/139

See application file for complete search history.

(56) **References Cited**

**U.S. PATENT DOCUMENTS**

D83,095 S *	1/1931	Earl	.....	D12/190
D129,546 S *	9/1941	Ragot	.....	D8/348
D141,584 S *	6/1945	Barber	.....	D11/58
D161,232 S *	12/1950	Bell	.....	D12/190
D166,453 S *	4/1952	Cucio	.....	D12/190
D166,466 S *	4/1952	Herrmann	.....	D12/190
D174,815 S *	5/1955	Imundo	.....	D11/116
D175,879 S *	10/1955	Rush	.....	D8/347
D254,966 S *	5/1980	Allison	.....	D11/61
D290,057 S *	5/1987	Licher	.....	D32/46

D294,809 S *	3/1988	Robinson	.....	D11/61
D325,708 S *	4/1992	O'malley	.....	D11/83
D367,343 S *	2/1996	Wise	.....	D32/42
5,915,946 A *	6/1999	Nakajima	.....	43/44.86
D418,645 S *	1/2000	Delborgo, Jr.	.....	D32/43
D439,862 S *	4/2001	Byard	.....	D11/11
D532,676 S *	11/2006	Daugherty	.....	D8/347
D532,677 S *	11/2006	Daugherty	.....	D8/347
D533,439 S *	12/2006	Daugherty	.....	D8/347

\* cited by examiner

*Primary Examiner*—R. Seifert

(74) *Attorney, Agent, or Firm*—Brinks Hofer Gilson & Lione

(57) **CLAIM**

The ornamental design for a key chain, as shown and described.

**DESCRIPTION**

FIG. 1 is a perspective view of a key chain showing my new design;

FIG. 2 is a front elevational view thereof;

FIG. 3 is a rear elevational view thereof;

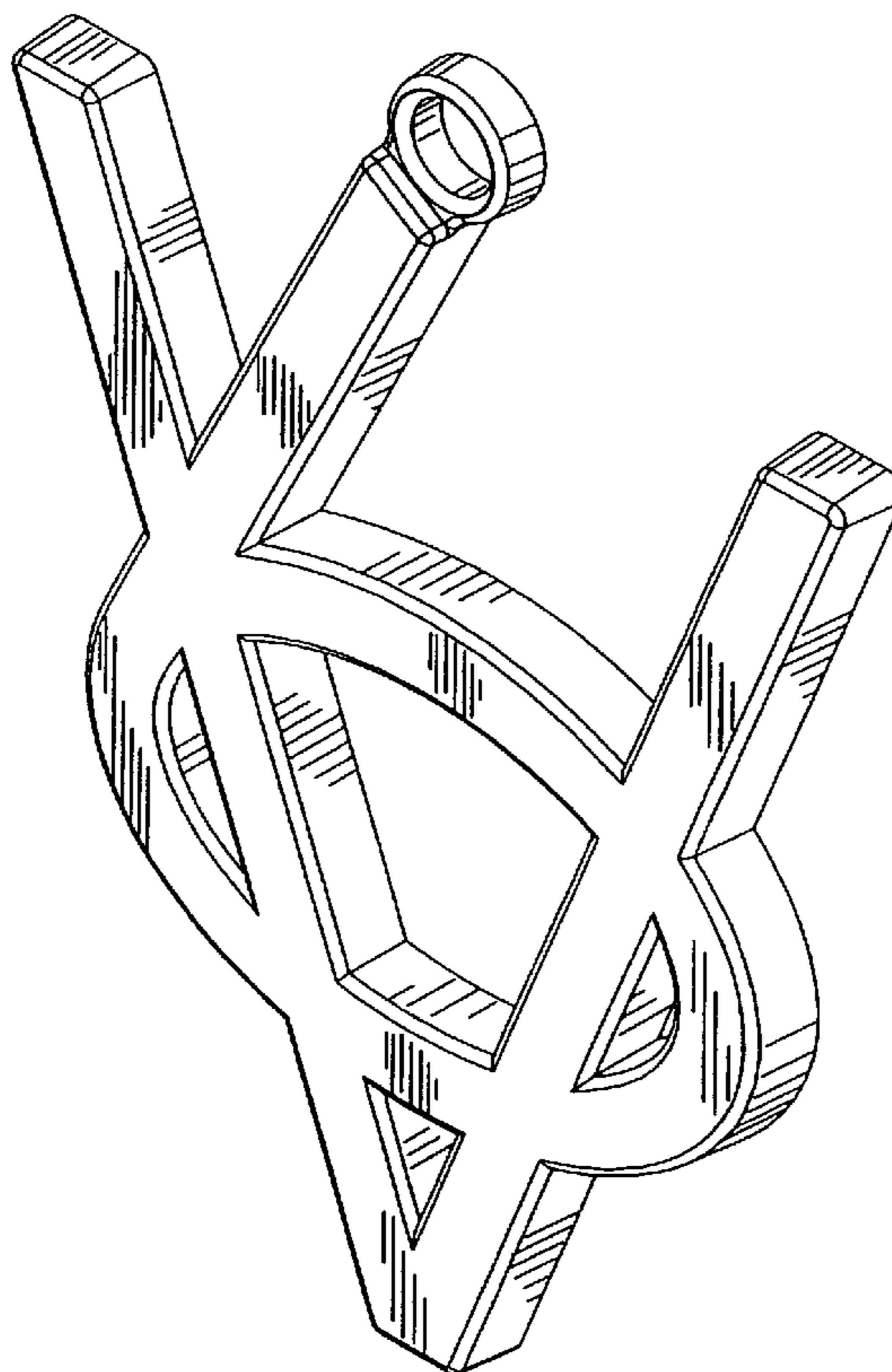
FIG. 4 is a left side elevational view thereof;

FIG. 5 is a right side elevational view thereof;

FIG. 6 is a top plan view thereof; and,

FIG. 7 is a bottom plan view thereof.

**1 Claim, 6 Drawing Sheets**



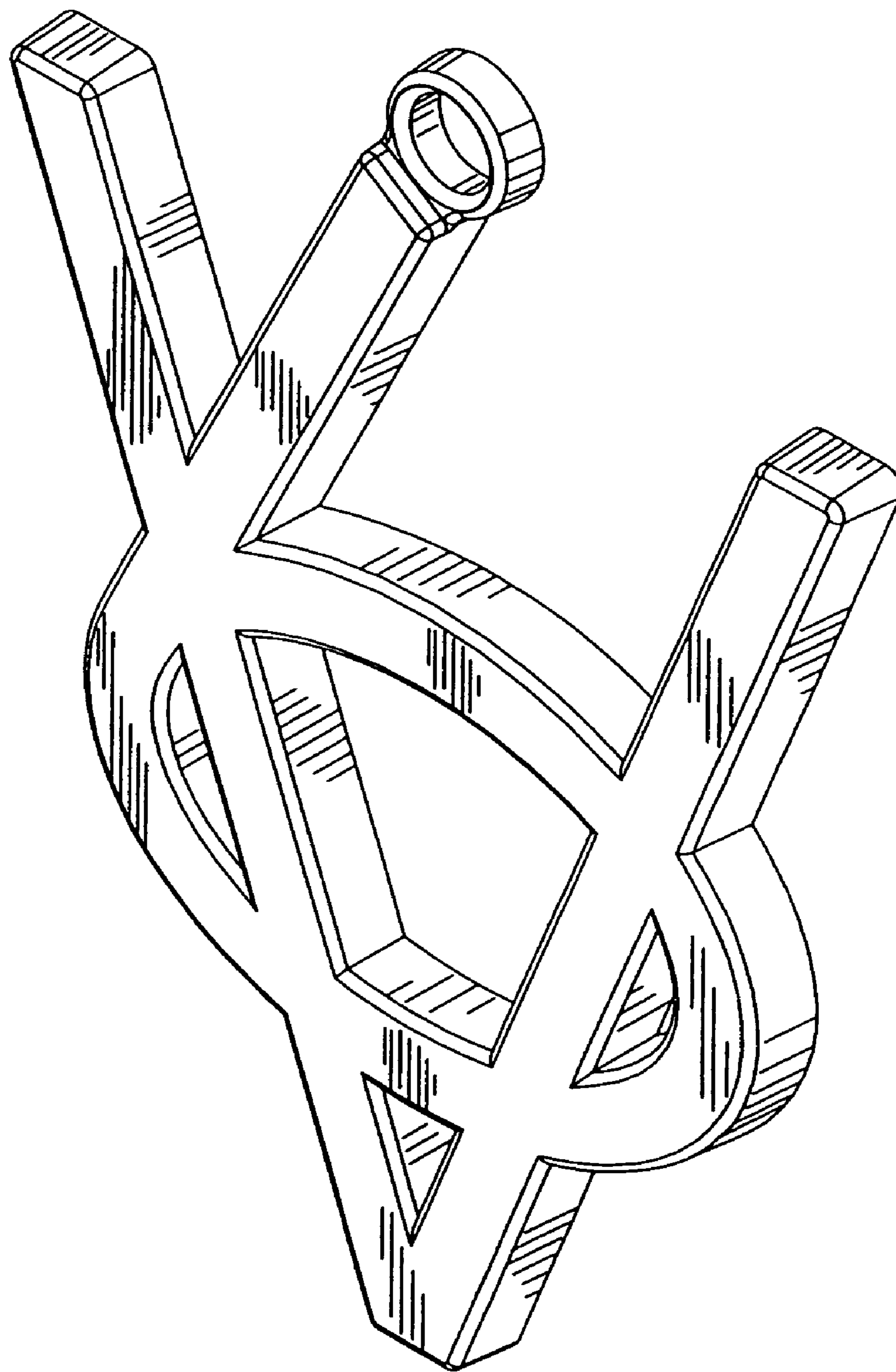


FIG. 1

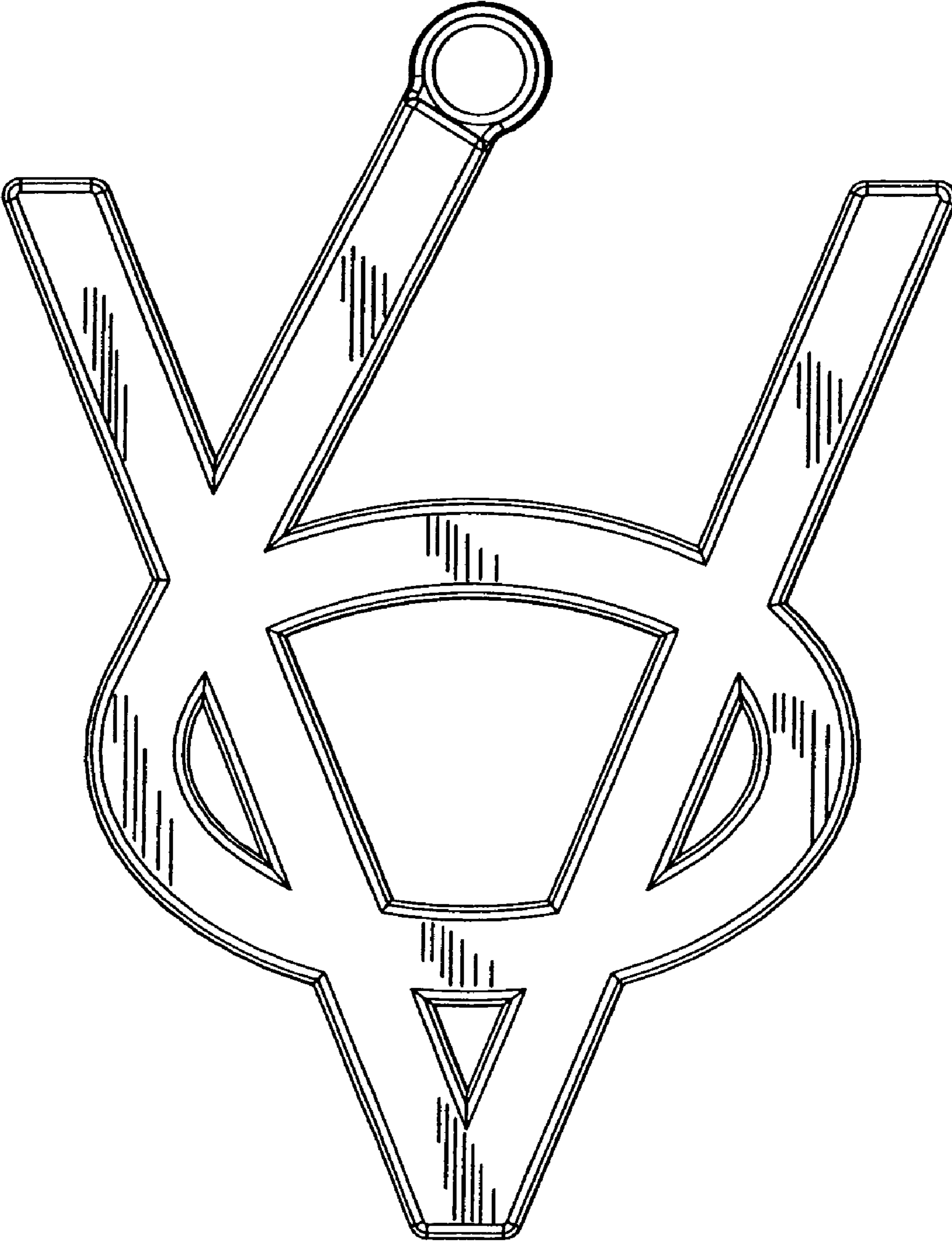


FIG. 2

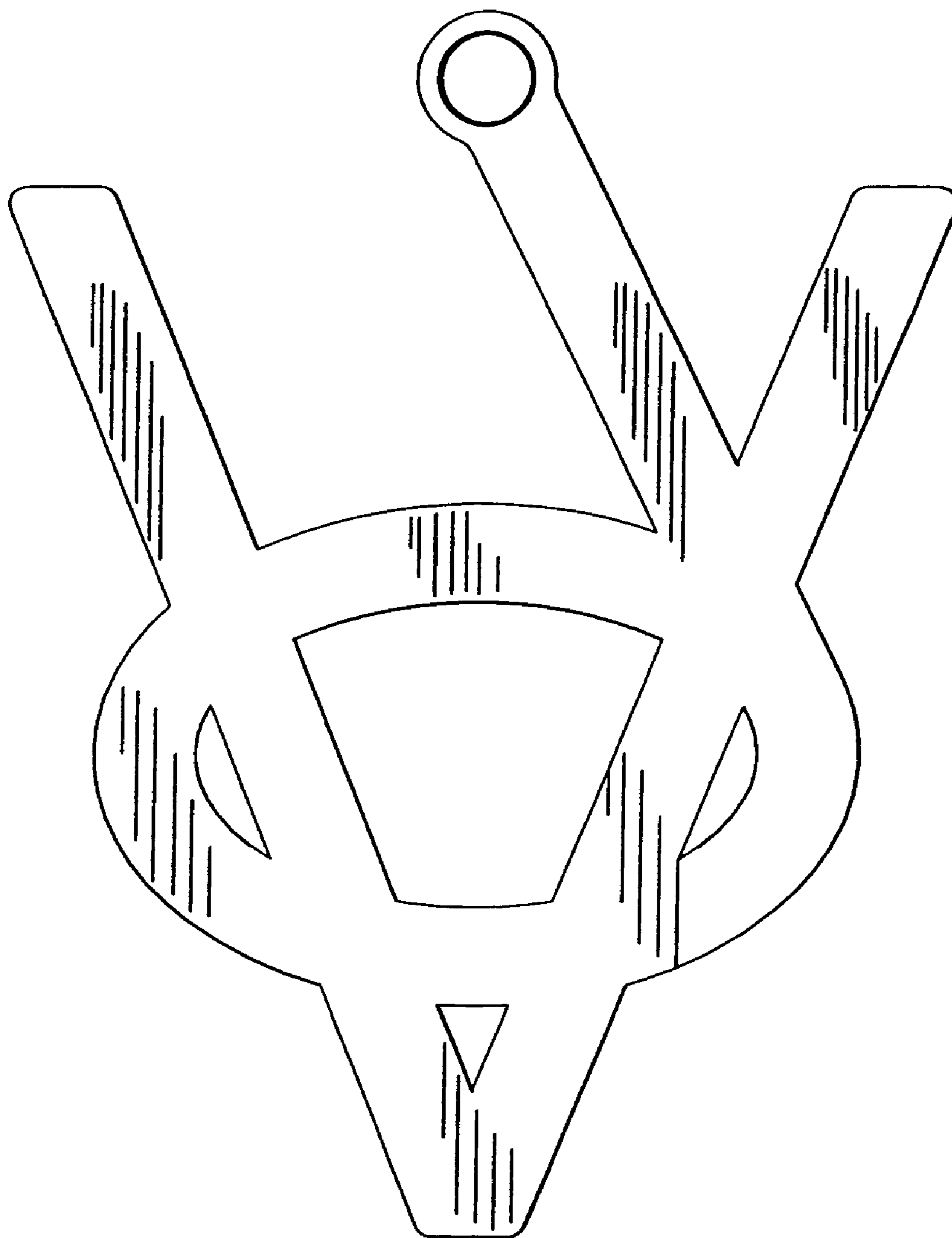


FIG. 3

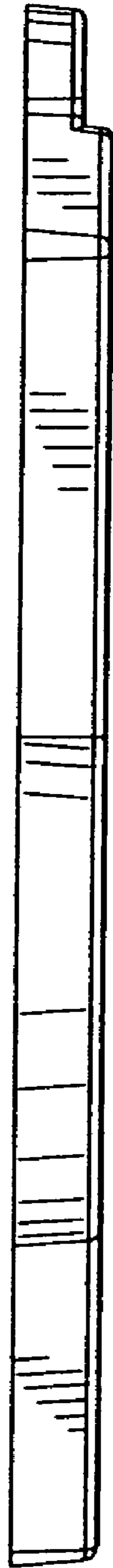


FIG. 4

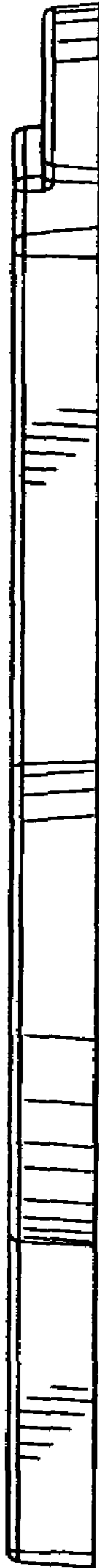


FIG. 5



FIG. 6



FIG. 7