



US00D577891S

(12) **United States Design Patent**
Roy et al.

(10) **Patent No.:** **US D577,891 S**
(45) **Date of Patent:** **** Oct. 7, 2008**

- (54) **FOOTWEAR UPPER**
- (75) Inventors: **Sylvie M. C. Roy**, Montreal (CA); **Lucio Bandini**, Montebelluna (IT); **Cristian Ardissono**, Venegazzu del Montello (IT)
- (73) Assignee: **Wolverine World Wide, Inc.**, Rockford, MI (US)
- (**) Term: **14 Years**
- (21) Appl. No.: **29/293,018**
- (22) Filed: **Nov. 7, 2007**
- (51) **LOC (8) Cl.** **02-99**
- (52) **U.S. Cl.** **D2/969**
- (58) **Field of Classification Search** D2/896,
D2/902, 903, 906-910, 943, 944, 946, 969,
D2/972-974; 36/45, 50.1, 77 M, 77 R, 83,
36/88, 113, 114, 126-131
See application file for complete search history.

- D514,789 S 2/2006 Robbins et al.
- D514,791 S 2/2006 Ardissono et al.
- D517,302 S 3/2006 Ardissono
- D537,612 S 3/2007 Belley et al.
- D538,521 S 3/2007 Matis et al.
- D546,535 S 7/2007 Belley et al.
- D547,040 S 7/2007 Belley et al.
- D547,043 S 7/2007 Matis et al.
- D547,044 S 7/2007 Belley et al.
- D547,535 S 7/2007 Matis et al.
- D554,843 S 11/2007 Matis

OTHER PUBLICATIONS

Merrell Fall 2007 Catalog, pp. 86 and 87.
Merrell Spring 2006 Catalog, pp. 50 and 51.
Hush Puppies Men's Spring 2008 Catalog, p. 13.

* cited by examiner

Primary Examiner—Dominic Simone
(74) *Attorney, Agent, or Firm*—Warner Norcross & Judd LLP

(57) **CLAIM**

The ornamental design for footwear upper, as shown and described.

DESCRIPTION


FIG. 1 is a perspective view of the footwear upper embodying the new design;
FIG. 2 is a top view thereof;
FIG. 3 is a right side view thereof;
FIG. 4 is a left side view thereof;
FIG. 5 is a front view thereof; and,
FIG. 6 is a rear view thereof.
FIGS. 1-6 show features of an article of footwear in phantom lines. These features are shown for environmental purposes and do not form any part of the claimed design. Further, the phantom lines immediately adjacent the solid-line portions of the design form the boundary of the design, with the phantom lines forming no part of the claimed design.

1 Claim, 4 Drawing Sheets

(56) **References Cited**

U.S. PATENT DOCUMENTS

- D324,939 S * 3/1992 Hatfield D2/969
- D336,766 S * 6/1993 Sjosward D2/902
- D366,951 S * 2/1996 Ho D2/907
- D387,549 S * 12/1997 Rusnak D2/969
- D448,148 S 9/2001 Matis et al.
- D450,426 S * 11/2001 Huard et al. D2/910
- D480,543 S 10/2003 Robbins
- D487,335 S 3/2004 Robbins
- D487,619 S 3/2004 Matis
- D487,957 S 4/2004 Robbins
- D487,959 S 4/2004 Belley et al.
- D487,961 S 4/2004 Robbins
- D500,196 S 12/2004 Belley
- D501,295 S 2/2005 Belley et al.
- D501,298 S 2/2005 Robbins et al.
- D501,982 S 2/2005 Belley et al.
- D504,560 S 5/2005 Robbins et al.
- D507,864 S 8/2005 Robbins et al.
- D514,299 S * 2/2006 Ardissono et al. D2/969






Fig.1

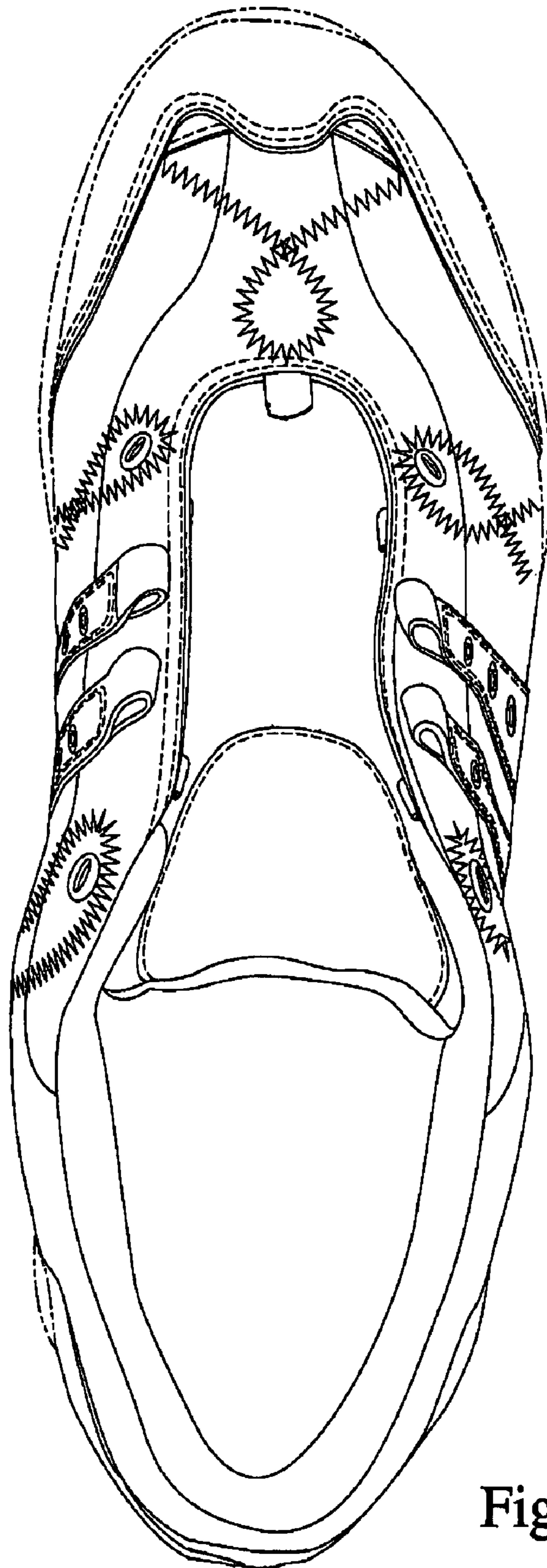


Fig.2




Fig.3




Fig.4

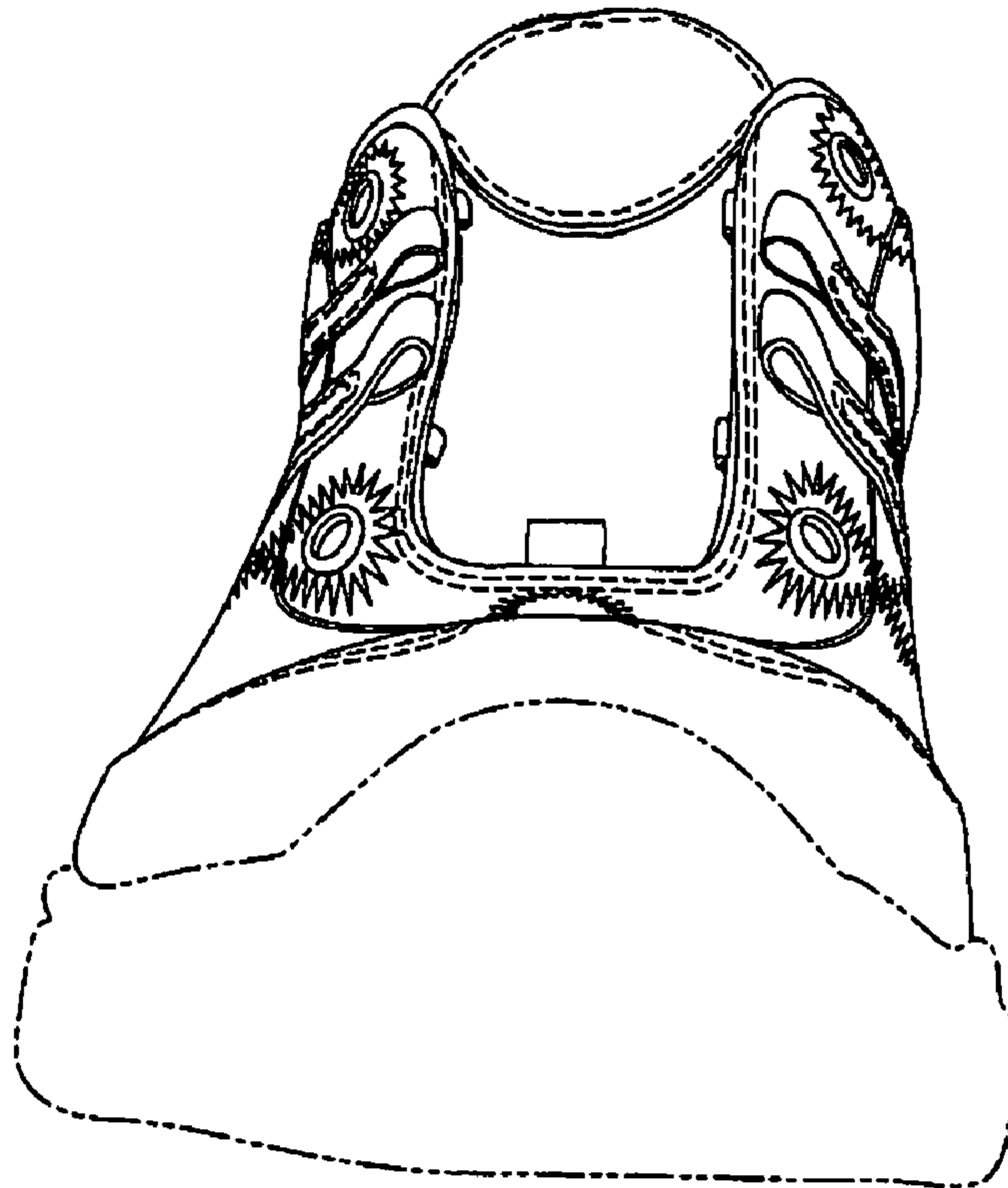


Fig.5

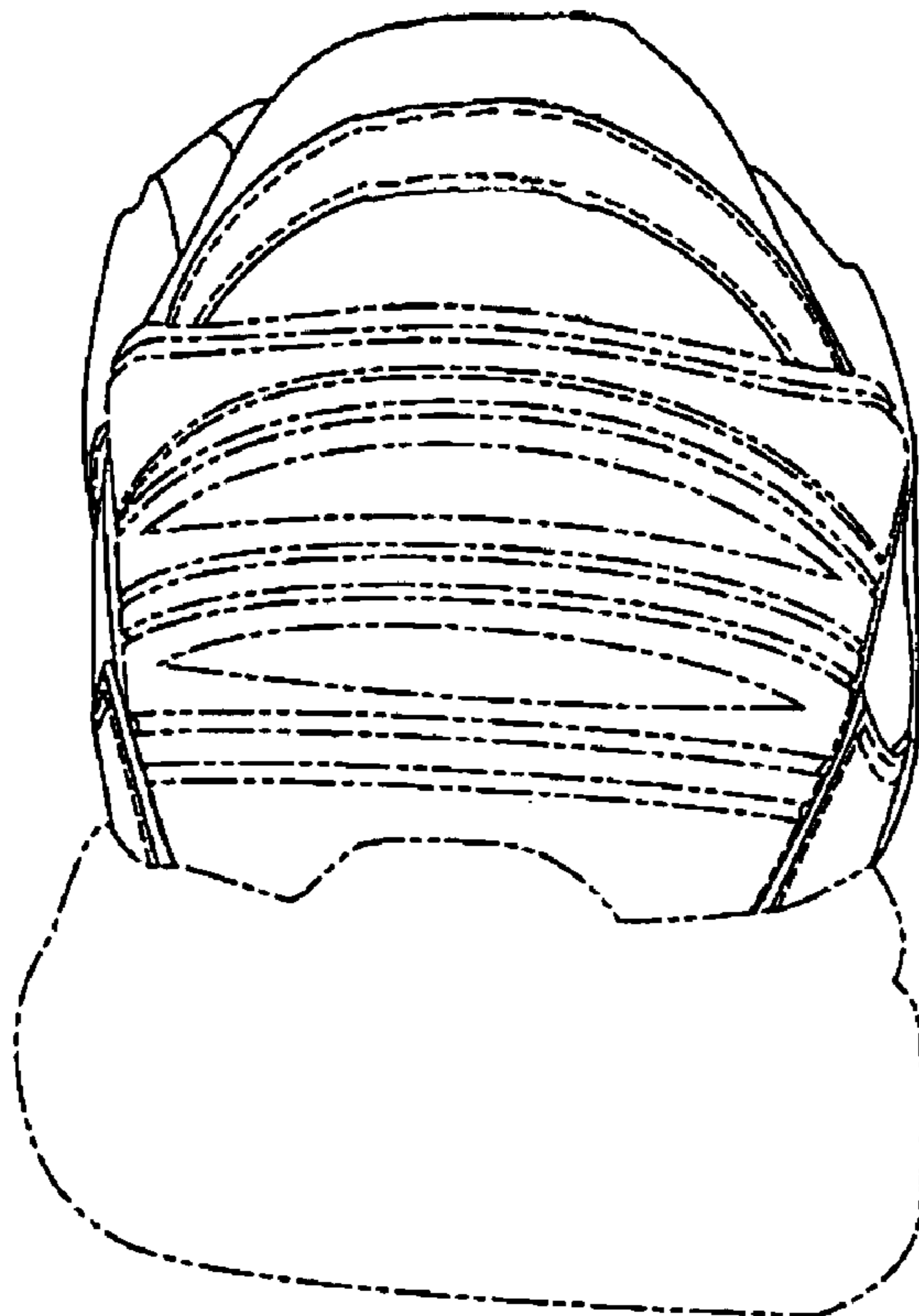


Fig.6