



US00D577890S

(12) **United States Design Patent**  
**Horne et al.**

(10) **Patent No.:** **US D577,890 S**

(45) **Date of Patent:** **\*\* Oct. 7, 2008**

(54) **FOOTWEAR UPPER**

(75) Inventors: **Lester F. Horne**, Grand Isle, VT (US);  
**Martin W. F. Dean**, St. Albans (GB)

(73) Assignee: **Wolverine World Wide, Inc.**, Rockford, MI (US)

(\*\*) Term: **14 Years**

(21) Appl. No.: **29/286,771**

(22) Filed: **May 17, 2007**

(51) **LOC (8) Cl.** ..... **02-99**

(52) **U.S. Cl.** ..... **D2/969**

(58) **Field of Classification Search** ..... D2/896,  
D2/902, 906-908, 944, 969, 972-974; 36/45,  
36/50.1, 77 M, 77 R, 83, 88, 113, 114, 126-131  
See application file for complete search history.

(56) **References Cited**

**U.S. PATENT DOCUMENTS**

D354,844 S *	1/1995	Rinehart	.....	D2/923
D424,795 S	5/2000	Matis		
D428,691 S	8/2000	Matis		
D447,328 S	9/2001	Duclos		
D458,442 S	6/2002	Matis		
D481,856 S	11/2003	Belley et al.		
D487,621 S *	3/2004	Robbins	.....	D2/969
D501,982 S *	2/2005	Belley et al.	.....	D2/969
D504,011 S	4/2005	Robbins et al.		
D540,018 S *	4/2007	Belley et al.	.....	D2/969

**OTHER PUBLICATIONS**

Merrell Fall 2001 Catalog, p. 34.  
Merrell Fall 2002 Catalog, pp. 46, 54.

Merrell Fall 2003 Catalog, pp. 20, 42.  
Photograph of prior art Apr. 2003 International Male Upper.  
Photograph of prior art 2003 Bass Coordinate Upper.  
Photograph of prior art 2003 Bass Optimum Upper.  
Photograph of prior art 2002 Jimlar Upper.  
Photograph of prior art 2002 GBX Upper.

\* cited by examiner

*Primary Examiner*—Dominic Simone  
(74) *Attorney, Agent, or Firm*—Warner Norcross & Judd LLP

(57) **CLAIM**

The ornamental design for footwear upper, as shown and described.

**DESCRIPTION**

FIG. 1 is a perspective view of the footwear upper embodying the new design;

FIG. 2 is a top view thereof;

FIG. 3 is a right side view thereof;

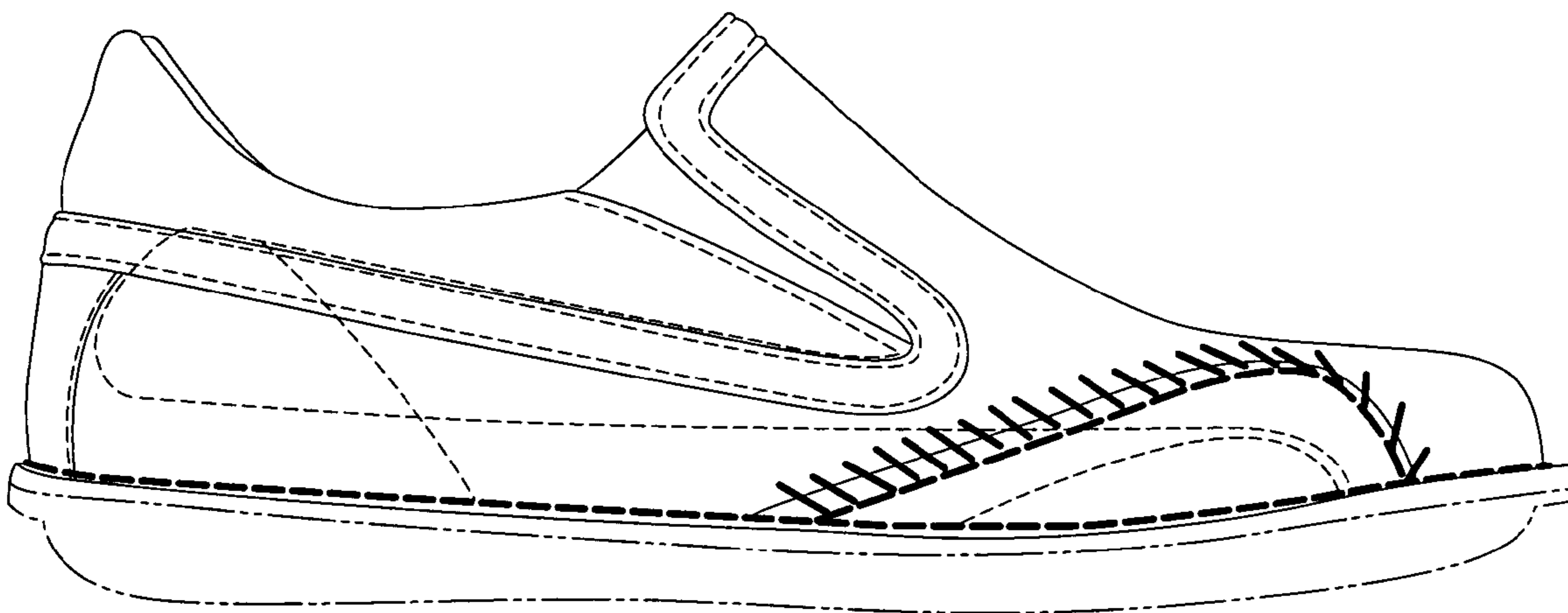
FIG. 4 is a left side view thereof;

FIG. 5 is a front view thereof; and,

FIG. 6 is a rear view thereof.

FIGS. 1-6 show features of an article of footwear in phantom lines. These features are shown for environmental purposes and do not form any part of the claimed design. Further, the phantom lines immediately adjacent the solid-line portions of the design form the boundary of the design, with the phantom lines forming no part of the claimed design.

**1 Claim, 4 Drawing Sheets**



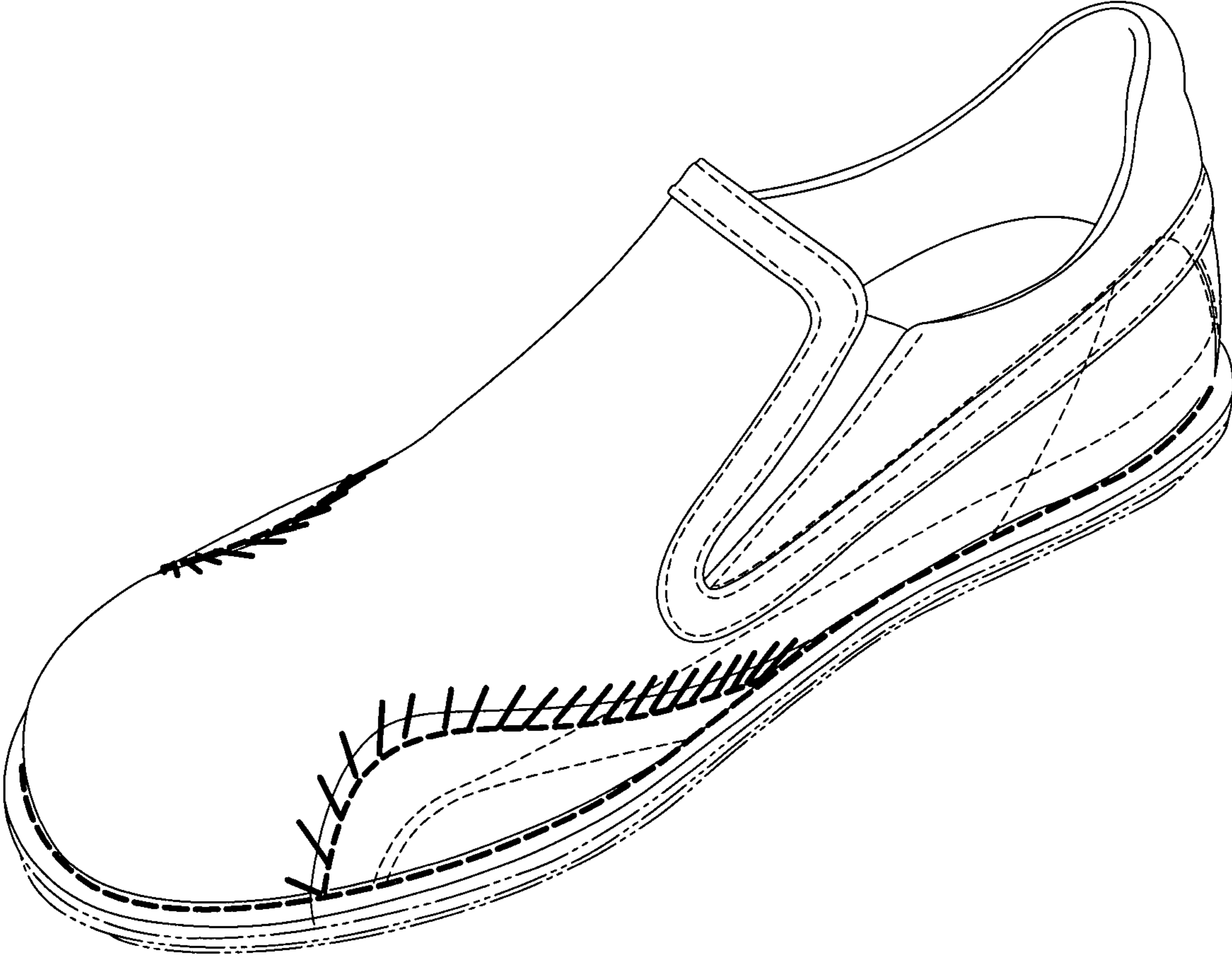


Fig. 1

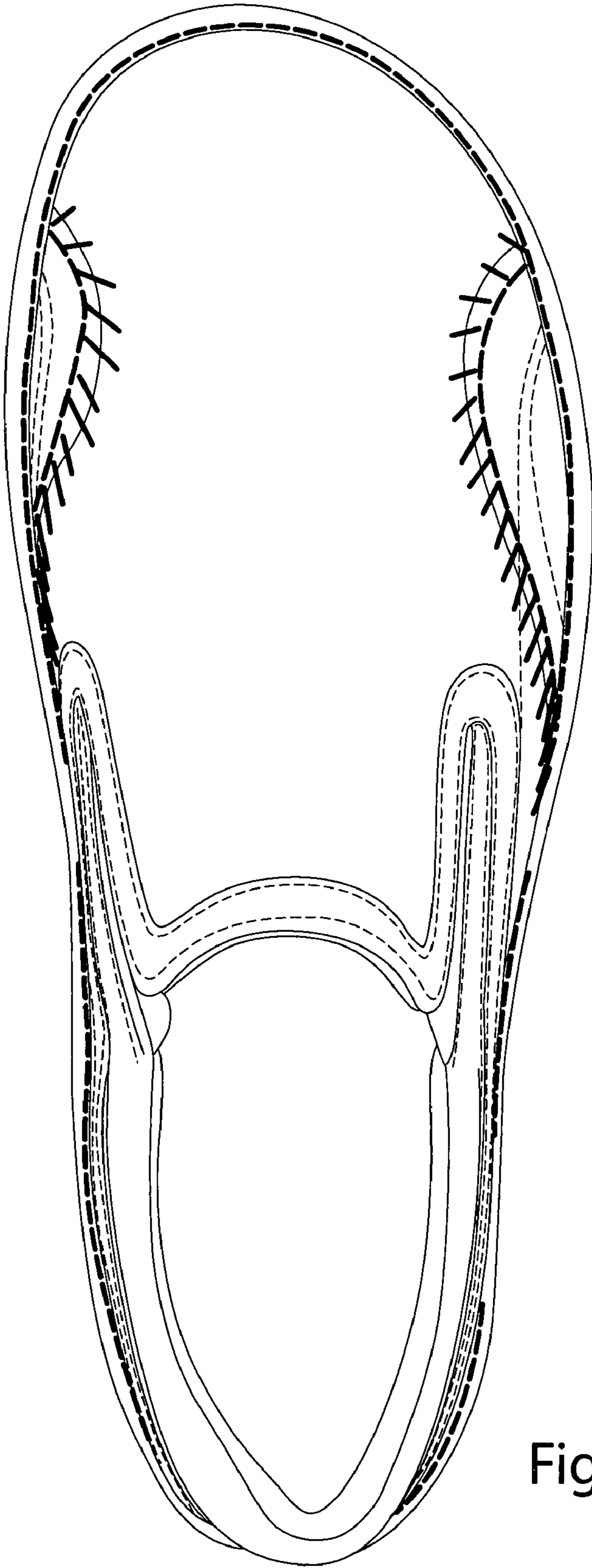


Fig. 2

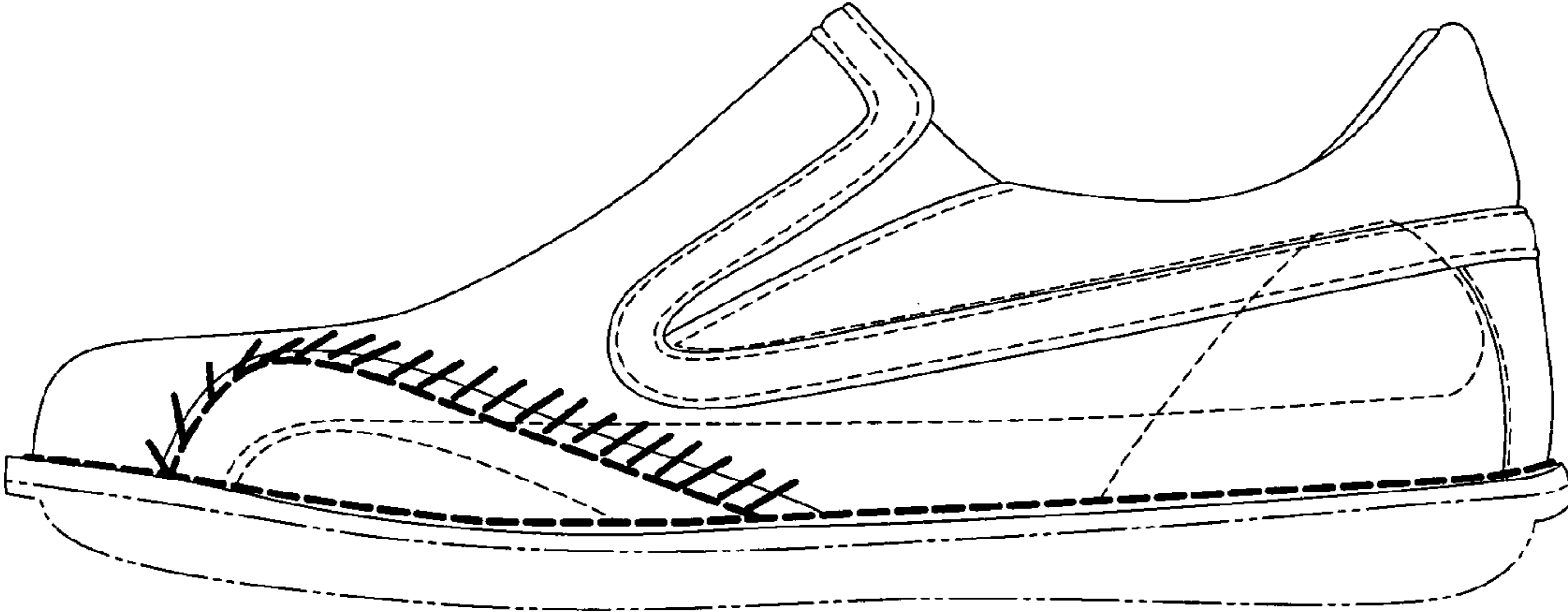


Fig. 3

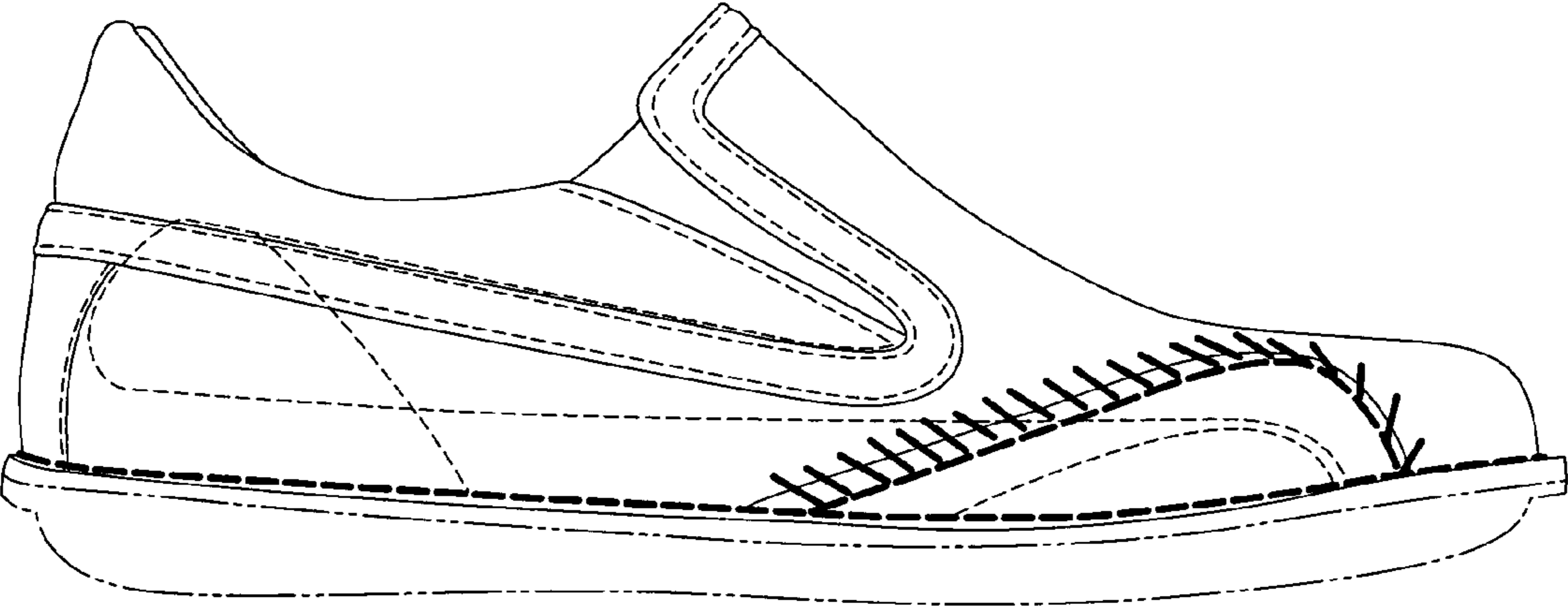


Fig. 4

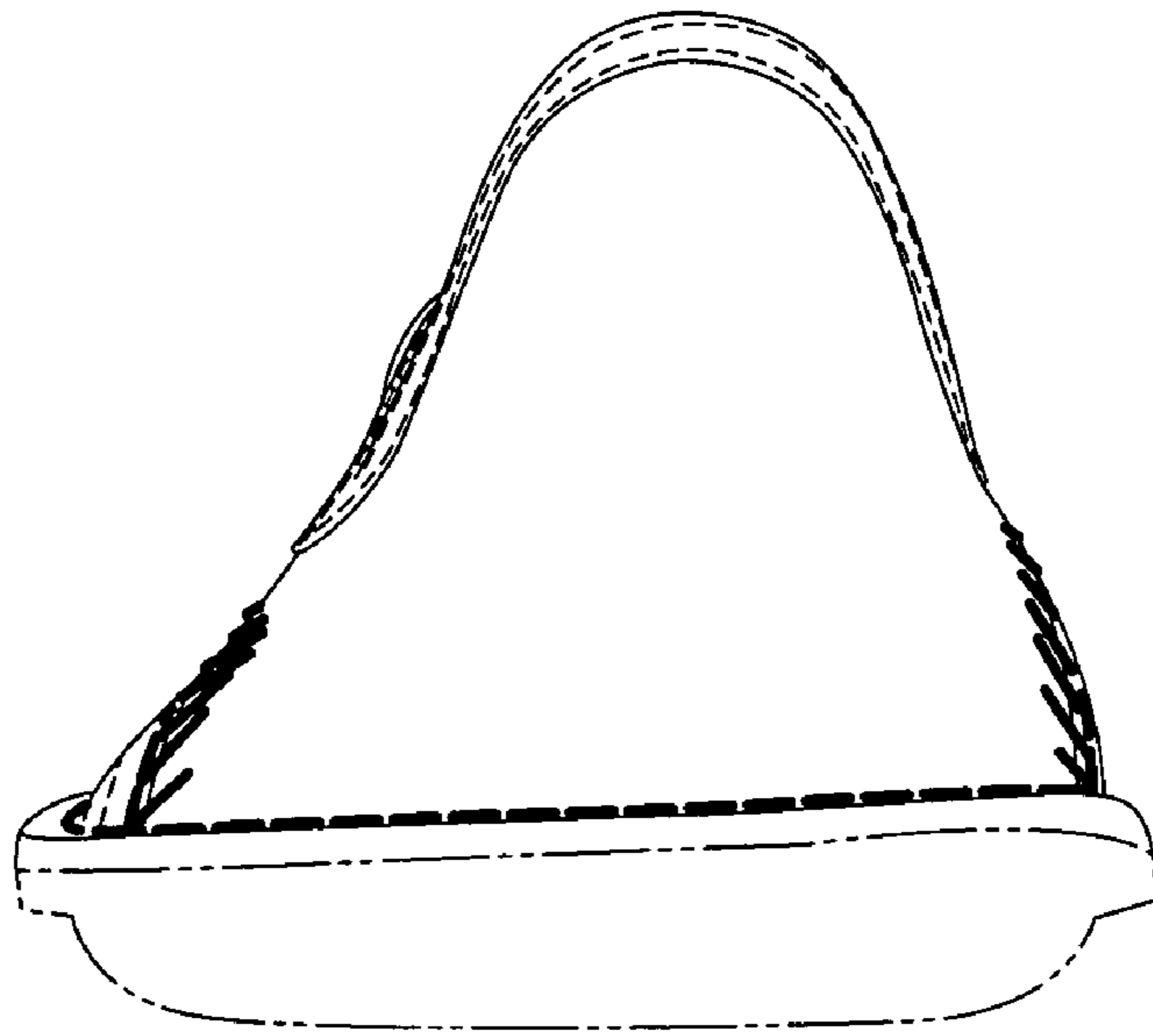


Fig. 5

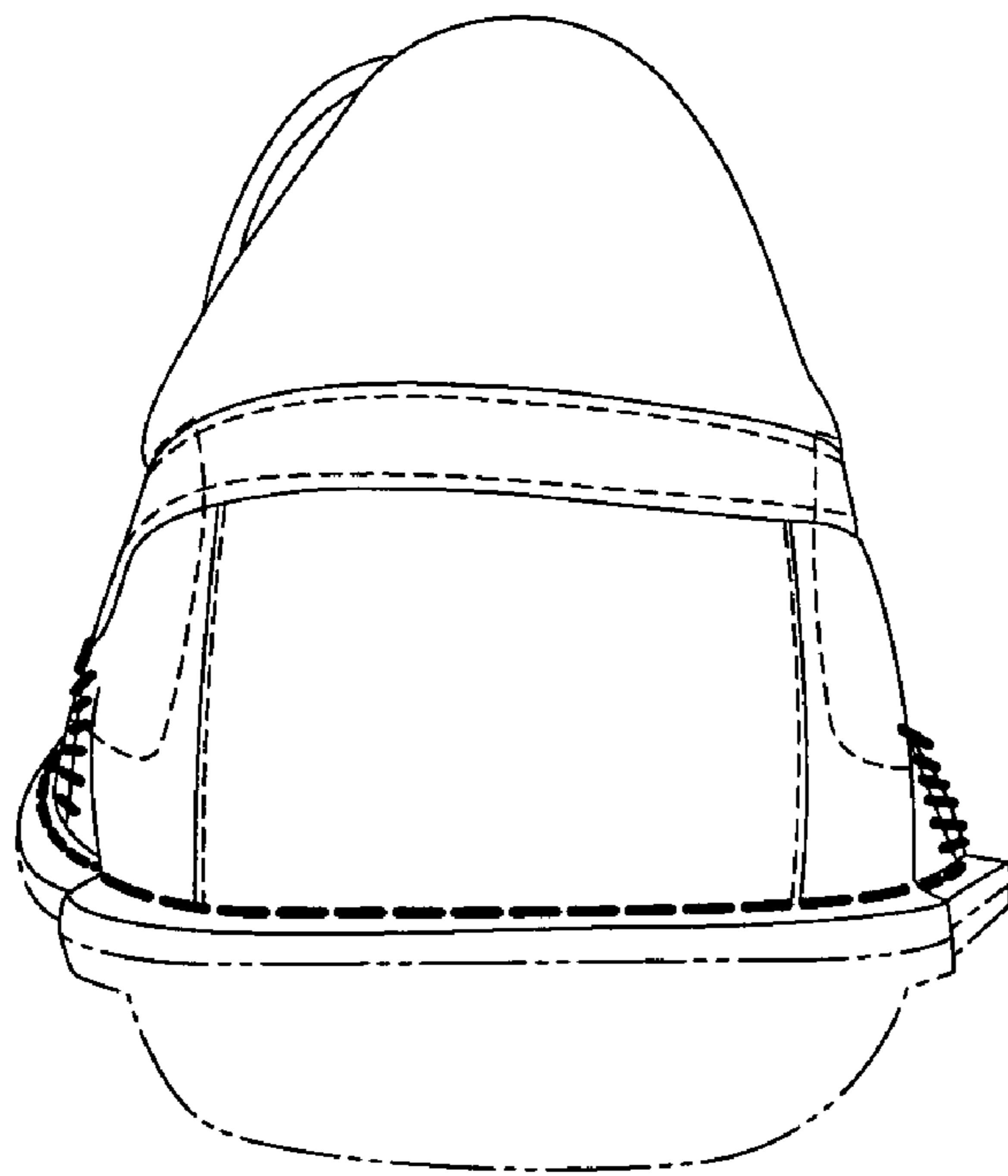


Fig. 6