



US00D577884S

(12) **United States Design Patent**  
**Swilley, Sr.**

(10) **Patent No.:** **US D577,884 S**

(45) **Date of Patent:** **\*\* Oct. 7, 2008**

(54) **PAIR OF GOLF SHOE INSOLES**

(76) **Inventor:** **Joseph Swilley, Sr.**, 4195 Augustine Rd.,  
Spring Hill, FL (US) 34609

(\*\*) **Term:** **14 Years**

(21) **Appl. No.:** **29/289,775**

(22) **Filed:** **Jul. 31, 2007**

(51) **LOC (8) Cl.** ..... **02-04**

(52) **U.S. Cl.** ..... **D2/961; D2/946**

(58) **Field of Classification Search** ..... D2/914,  
D2/915, 946, 947, 948, 950, 951, 952, 953,  
D2/954, 955, 956, 960, 961, 964, 965, 967,  
D2/968, 969, 971; D24/126, 189; 36/24.4,  
36/25 R, 28, 29, 34 R, 35 R, 36 R, 27, 43,  
36/44, 55, 71

See application file for complete search history.

(56) **References Cited**

**U.S. PATENT DOCUMENTS**

3,083,476	A *	4/1963	Herschdorf	.....	36/15
D238,832	S *	2/1976	Famoiare, Jr.	.....	D2/955
4,118,034	A	10/1978	O'Brien		
D260,196	S *	8/1981	Plagenhoef	.....	D2/947
4,704,809	A	11/1987	Ballard		
4,875,683	A	10/1989	Wellman et al.		
D311,989	S *	11/1990	Parker et al.	.....	D2/947
5,390,430	A *	2/1995	Fitchmun et al.	.....	36/30 R
D395,336	S *	6/1998	Ball	.....	D2/947
D428,689	S *	8/2000	Guiotto et al.	.....	D2/961
D429,408	S *	8/2000	Gillespie	.....	D2/951
D437,676	S *	2/2001	Ferrer	.....	D2/954

D462,510	S *	9/2002	Goodrich et al.	.....	D2/961
D490,970	S *	6/2004	Bray et al.	.....	D2/961
D497,470	S *	10/2004	Crewdson et al.	.....	D2/961
D509,951	S *	9/2005	Johnson	.....	D2/961
D517,291	S *	3/2006	Vasyli	.....	D2/961
D520,221	S *	5/2006	Bray et al.	.....	D2/961
D533,336	S *	12/2006	Walker	.....	D2/961
D534,332	S *	1/2007	McClaskie	.....	D2/951
D535,811	S *	1/2007	Dananberg	.....	D2/961
D545,532	S *	7/2007	Sawtelle et al.	.....	D2/947
D552,838	S *	10/2007	Quinn	.....	D2/961
D564,742	S *	3/2008	Sharples	.....	D2/961
2002/0056208	A1 *	5/2002	Brown	.....	36/44
2002/0178614	A1 *	12/2002	Issler	.....	36/43

\* cited by examiner

*Primary Examiner*—Stella M. Reid

*Assistant Examiner*—Elizabeth J Oswecki

(57) **CLAIM**

The ornamental design for a pair of golf shoe insoles, as shown and described.

**DESCRIPTION**

FIG. 1 is a top plan view of a pair of golf shoe insoles showing my new design;

FIG. 2 is a front elevational view thereof;

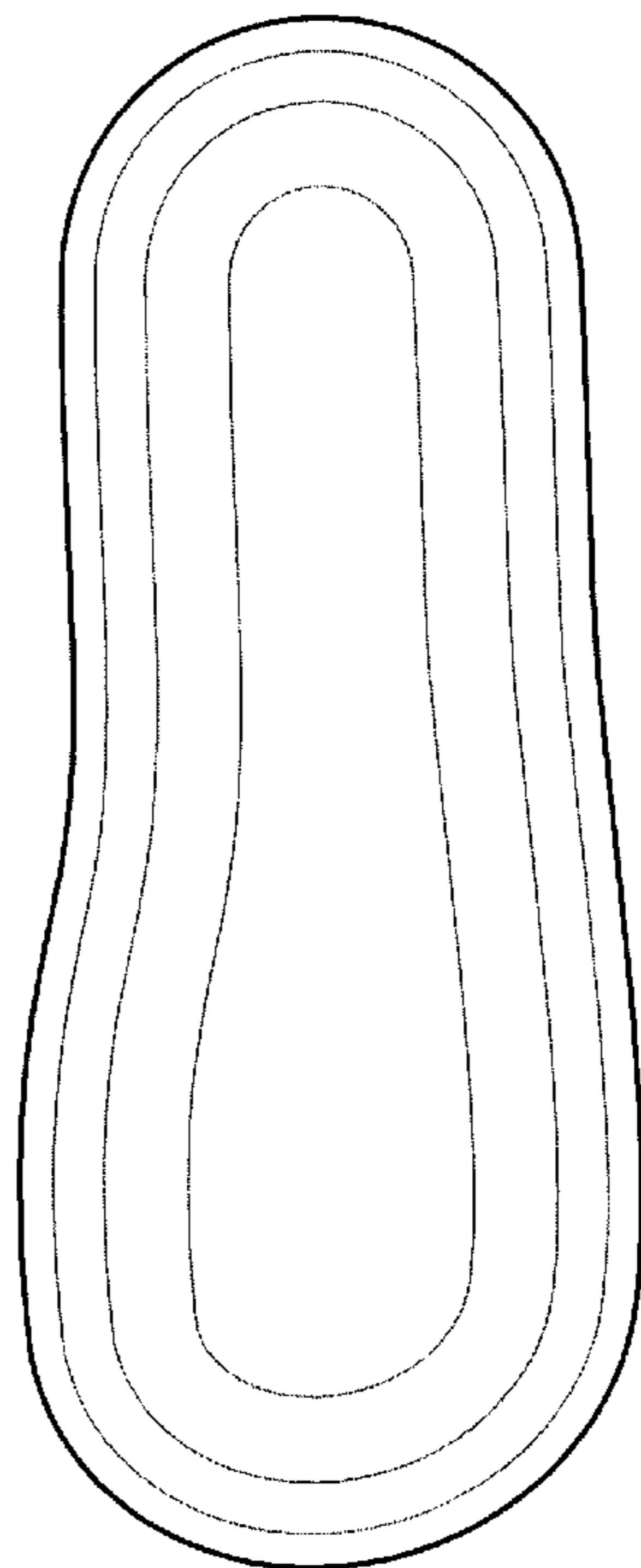

FIG. 3 is a bottom plan view thereof;

FIG. 4 is a left side elevational thereof;

FIG. 5 is a rear elevational thereof; and,

FIG. 6 is a right side elevational view thereof.

**1 Claim, 6 Drawing Sheets**



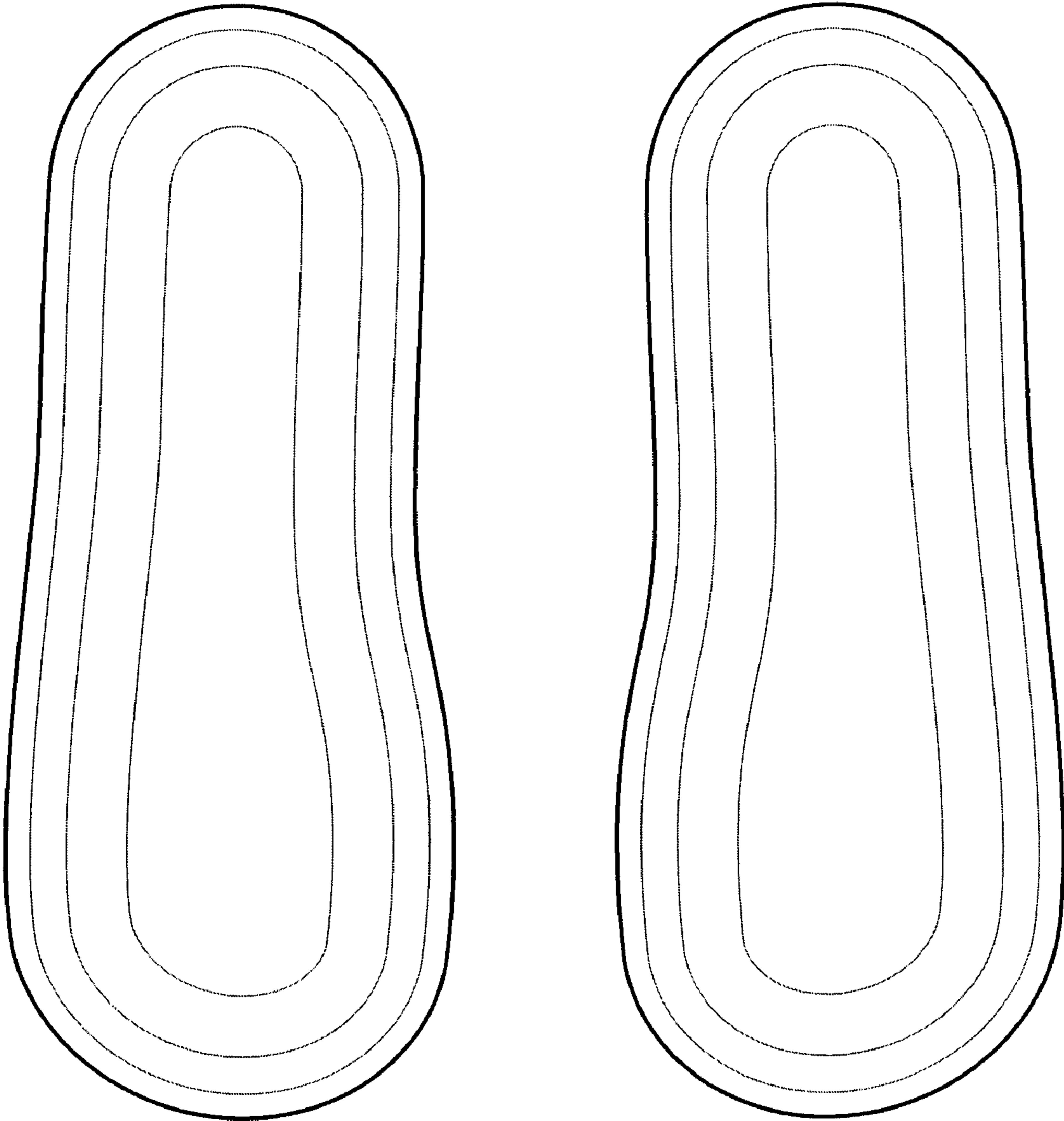


FIG. 1




FIG. 2

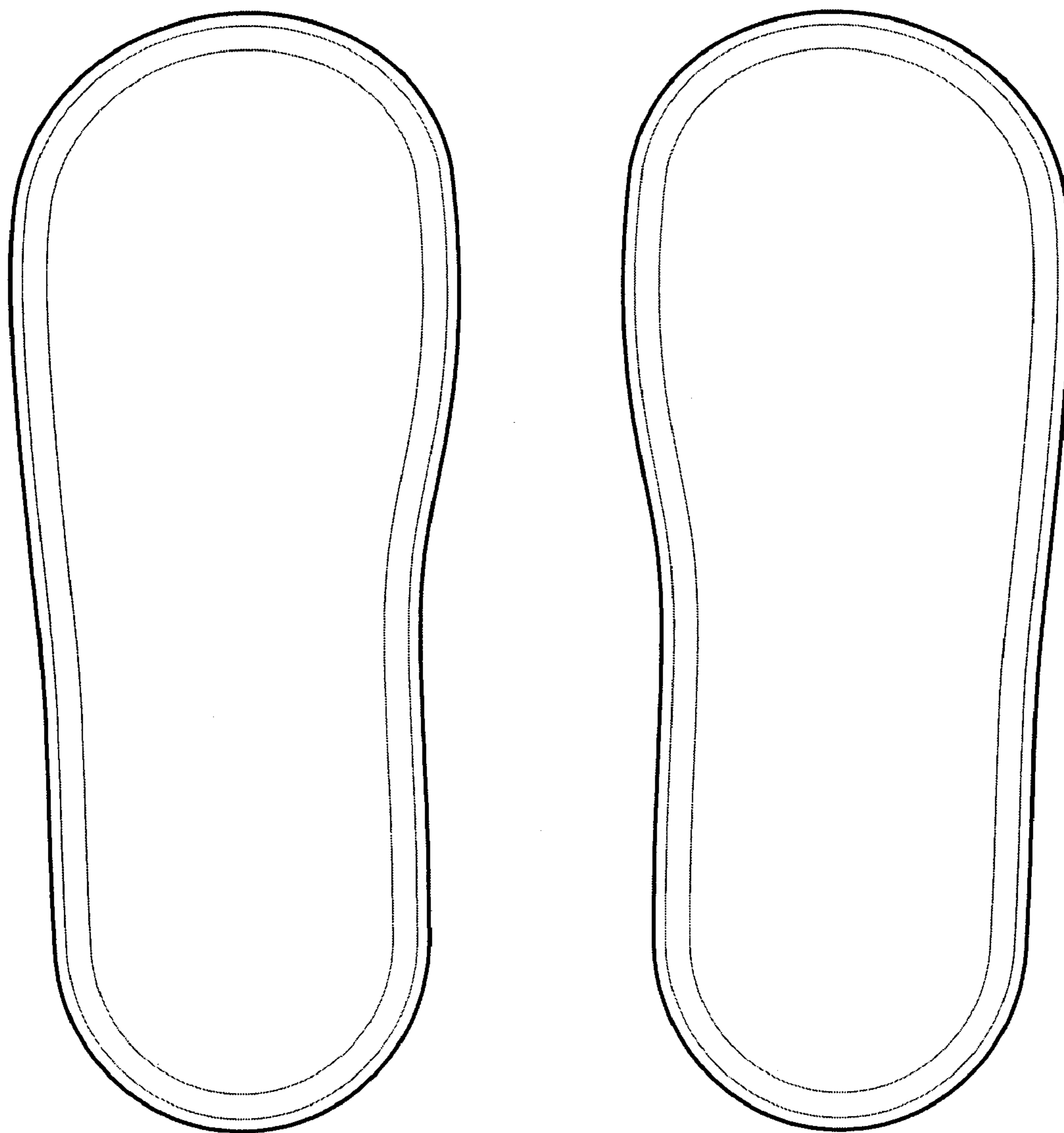


FIG. 3




FIG. 4




FIG. 5




FIG. 6