



US00D577873S

(12) **United States Design Patent**
Genest

(10) **Patent No.:** **US D577,873 S**

(45) **Date of Patent:** **** Sep. 30, 2008**

(54) **CUSHIONING DEVICE**

(75) Inventor: **Jon-Paul Genest**, Littleton, CO (US)

(73) Assignee: **Church & Dwight Co., Inc.**, Princeton, NJ (US)

(**) Term: **14 Years**

(21) Appl. No.: **29/250,882**

(22) Filed: **Dec. 4, 2006**

(51) **LOC (8) Cl.** **08-99**

(52) **U.S. Cl.** **D32/29.1**

(58) **Field of Classification Search** D32/29.1;
8/159; 68/12.8, 13 R, 17 A, 18 FA, 212;
D7/591, 665

See application file for complete search history.

(56) **References Cited**

U.S. PATENT DOCUMENTS

D321,319 S *	11/1991	Giuseppe	D9/519
D322,558 S *	12/1991	Halm et al.	D32/29.1
D361,267 S *	8/1995	Harley et al.	D32/29.1
D384,450 S *	9/1997	Leu	D32/29.1
D384,451 S *	9/1997	Leu	D32/29.1
D387,520 S *	12/1997	Leu	D32/29.1
D396,903 S *	8/1998	Leu	D32/29.1
D396,904 S *	8/1998	Leu	D32/29.1
7,086,110 B2 *	8/2006	Aouad	8/159

FOREIGN PATENT DOCUMENTS

EP	0 576 234 A1	12/1993
WO	WO 98/40550 A1	9/1998
WO	WO 98/40551 A1	9/1998

WO WO 02/077354 A1 10/2002

WO WO 2005/003429 A1 1/2005

WO WO 2005/059229 A1 6/2005

* cited by examiner

Primary Examiner—Pamela J Burgess

(74) *Attorney, Agent, or Firm*—Foley and Lardner LLP

(57) **CLAIM**

I claim the ornamental design for a cushioning device, as shown and described.

DESCRIPTION

FIG. 1 is a frontal perspective view of a cushioning device according to my design;

FIG. 2 is a front view of the cushioning device shown in FIG. 1;

FIG. 3 is a back view of the cushioning device shown in FIG. 1;

FIG. 4 is a left side view of the cushioning device shown in FIG. 1;

FIG. 5 is a right view of the cushioning device shown in FIG. 1;

FIG. 6 is a top view of the cushioning device shown in FIG. 1; and,

FIG. 7 is a bottom view of the cushioning device shown in FIG. 1.

The ornamental design which is claimed is shown in solid lines in the drawings. The broken lines in the drawings are for illustrative purposes only and form no part of the claimed design.

1 Claim, 4 Drawing Sheets

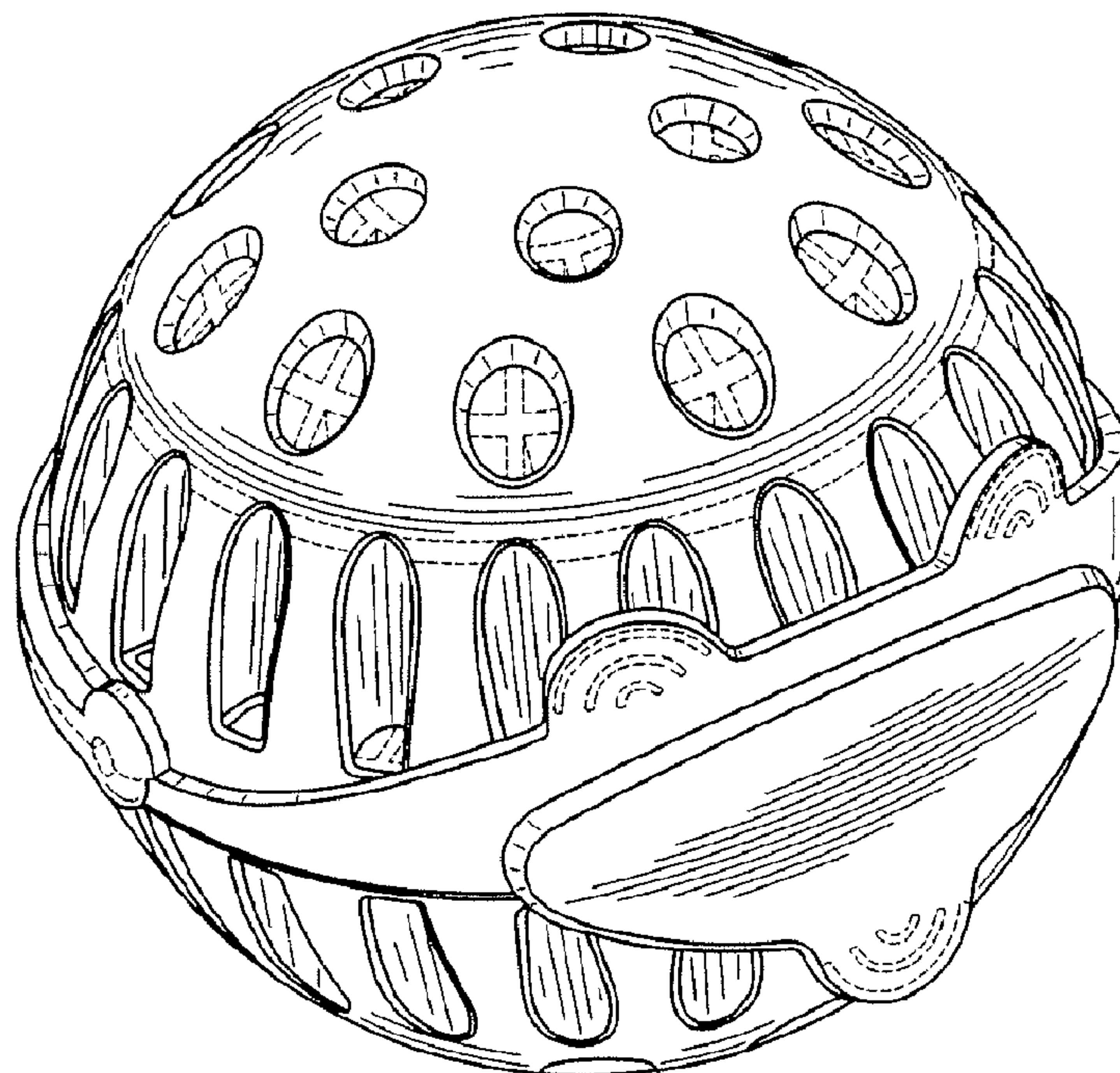


Fig. 1

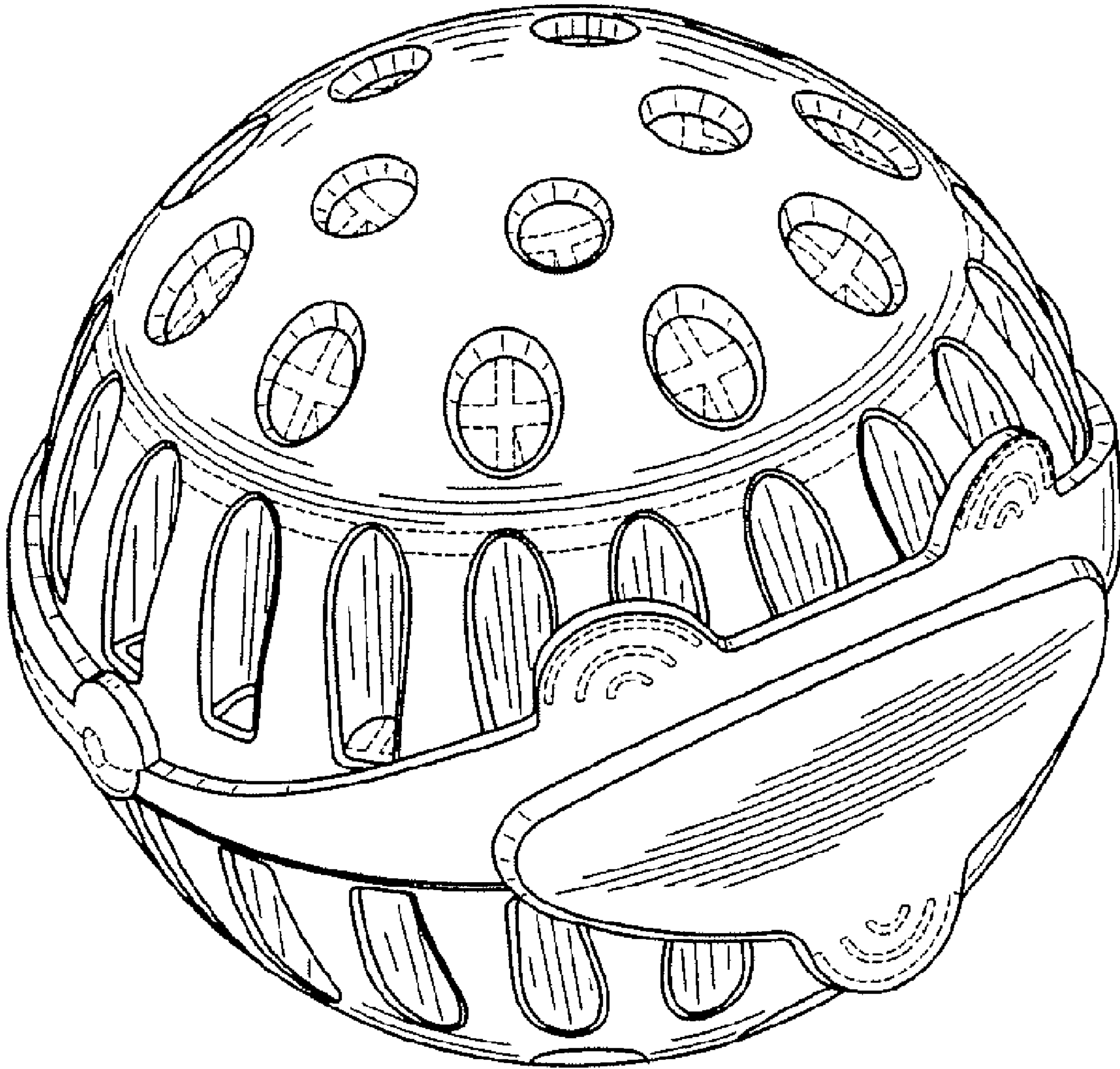


Fig. 2

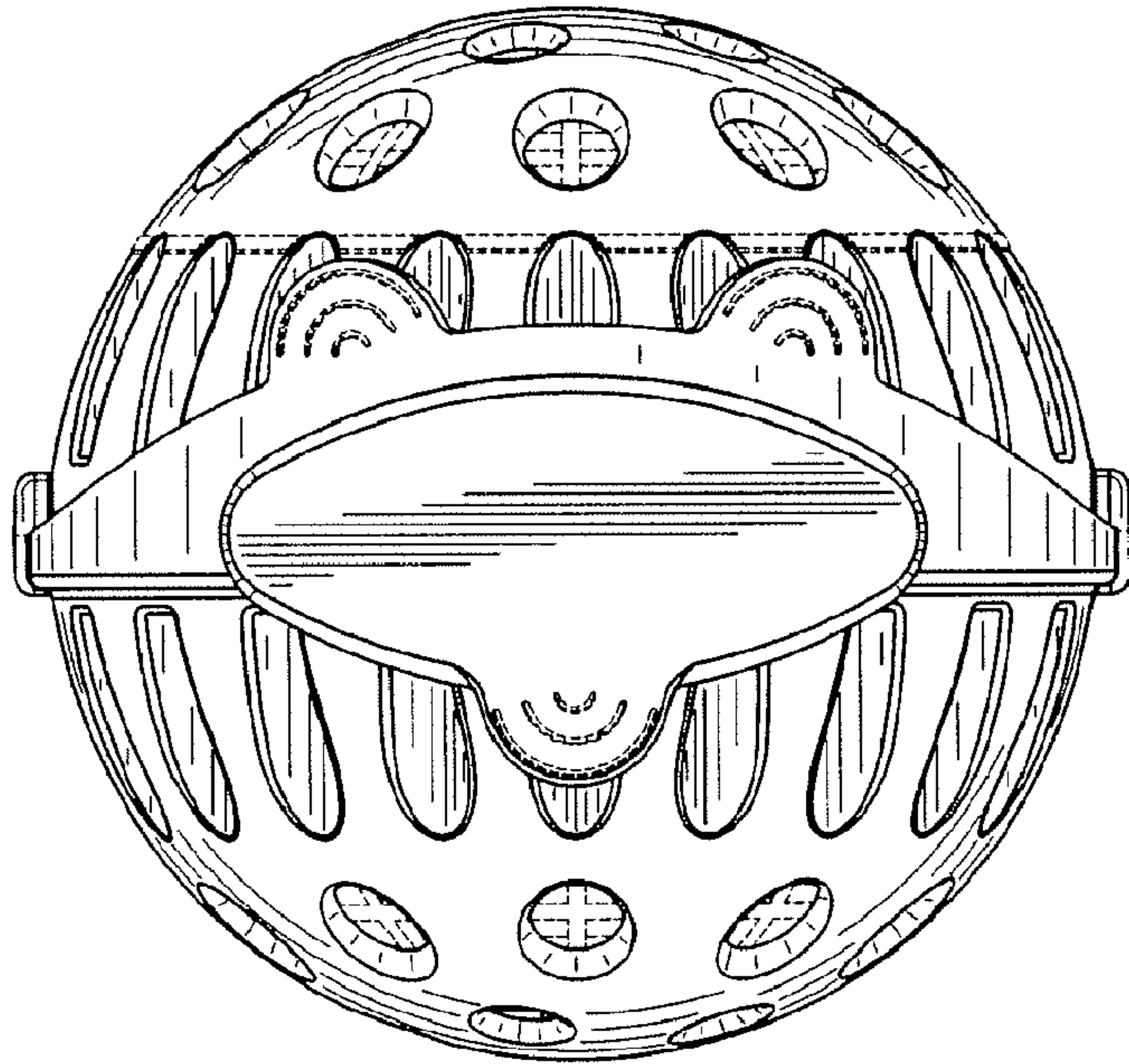


Fig. 3

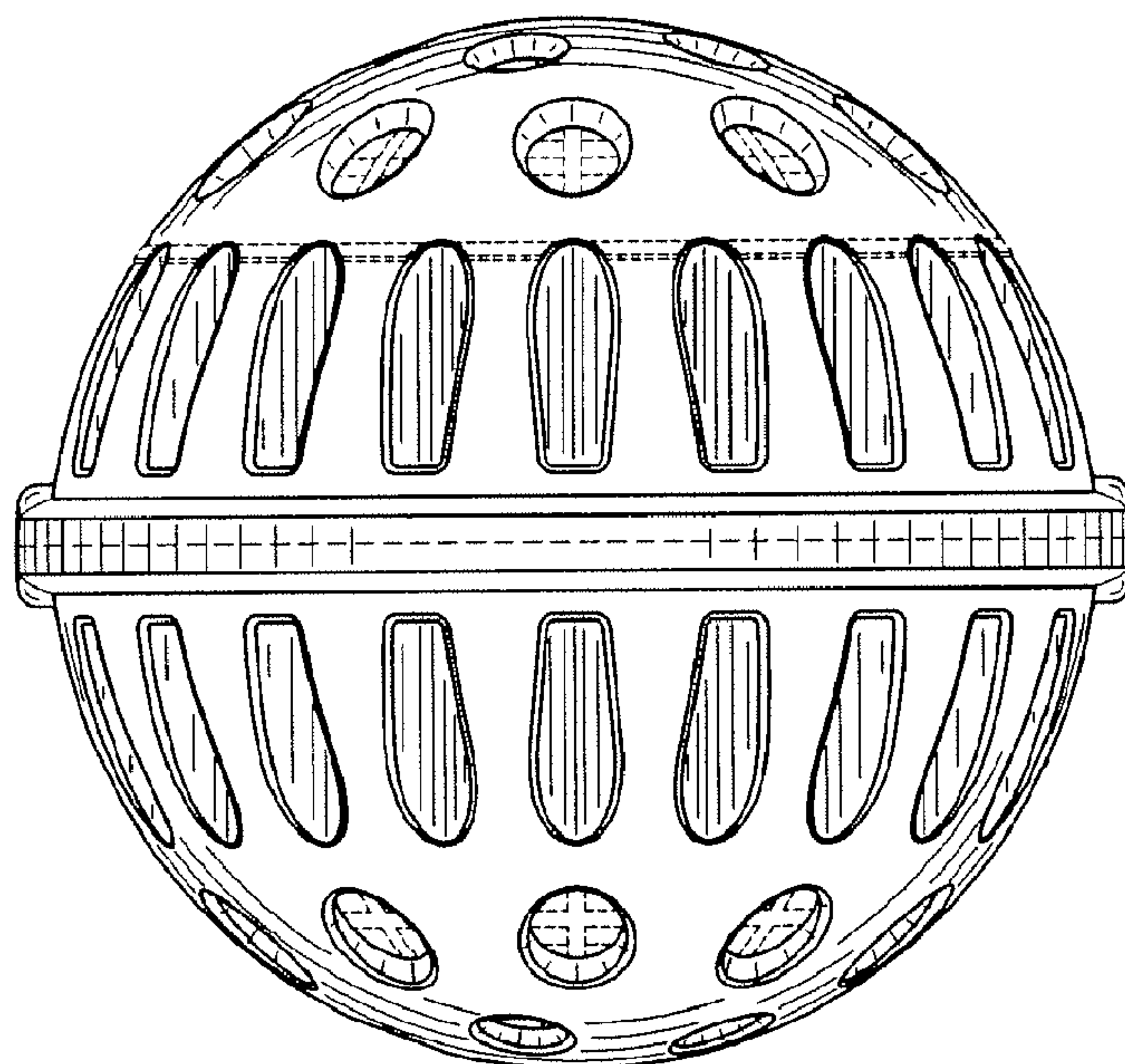


Fig. 4

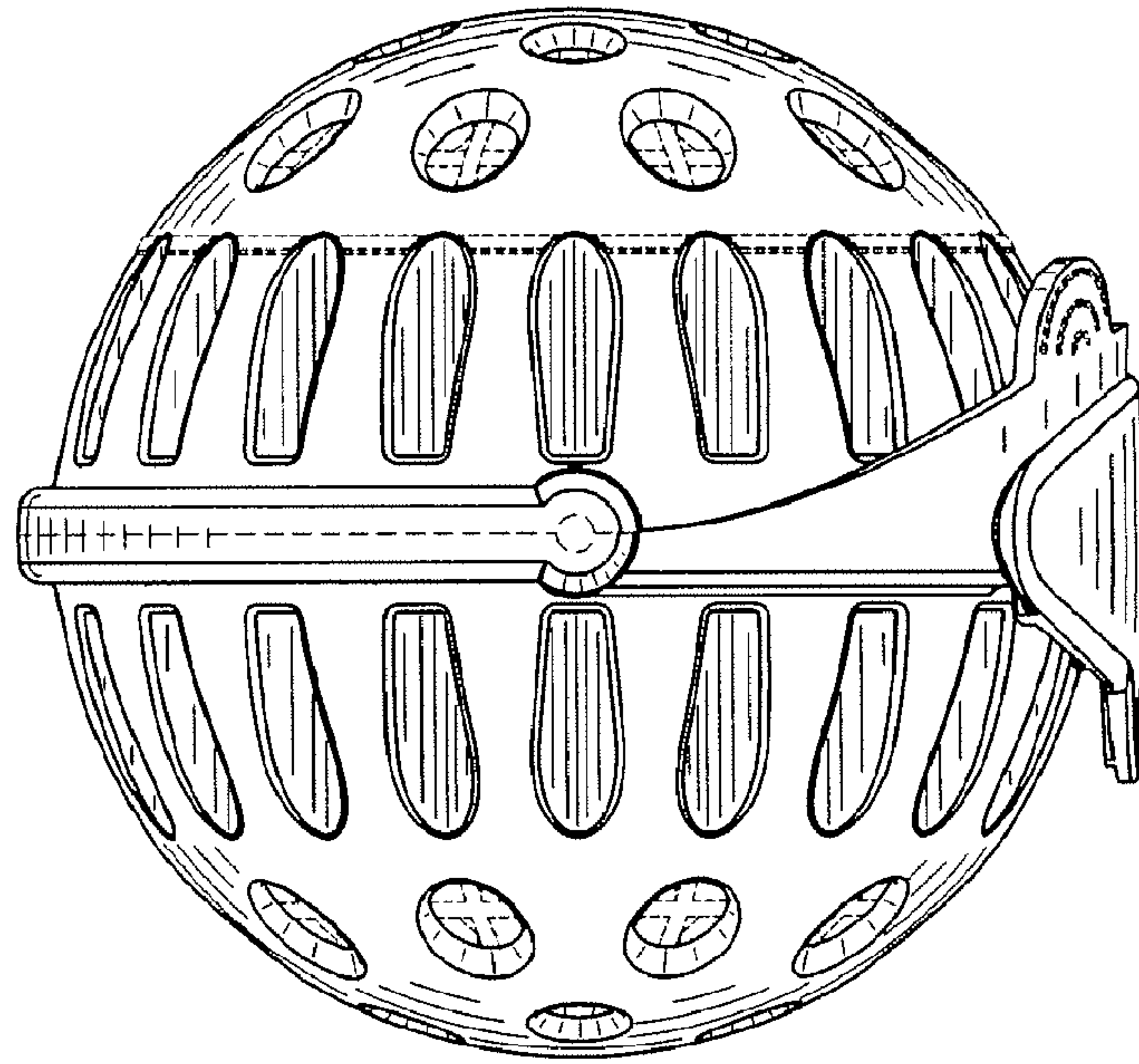


Fig. 5

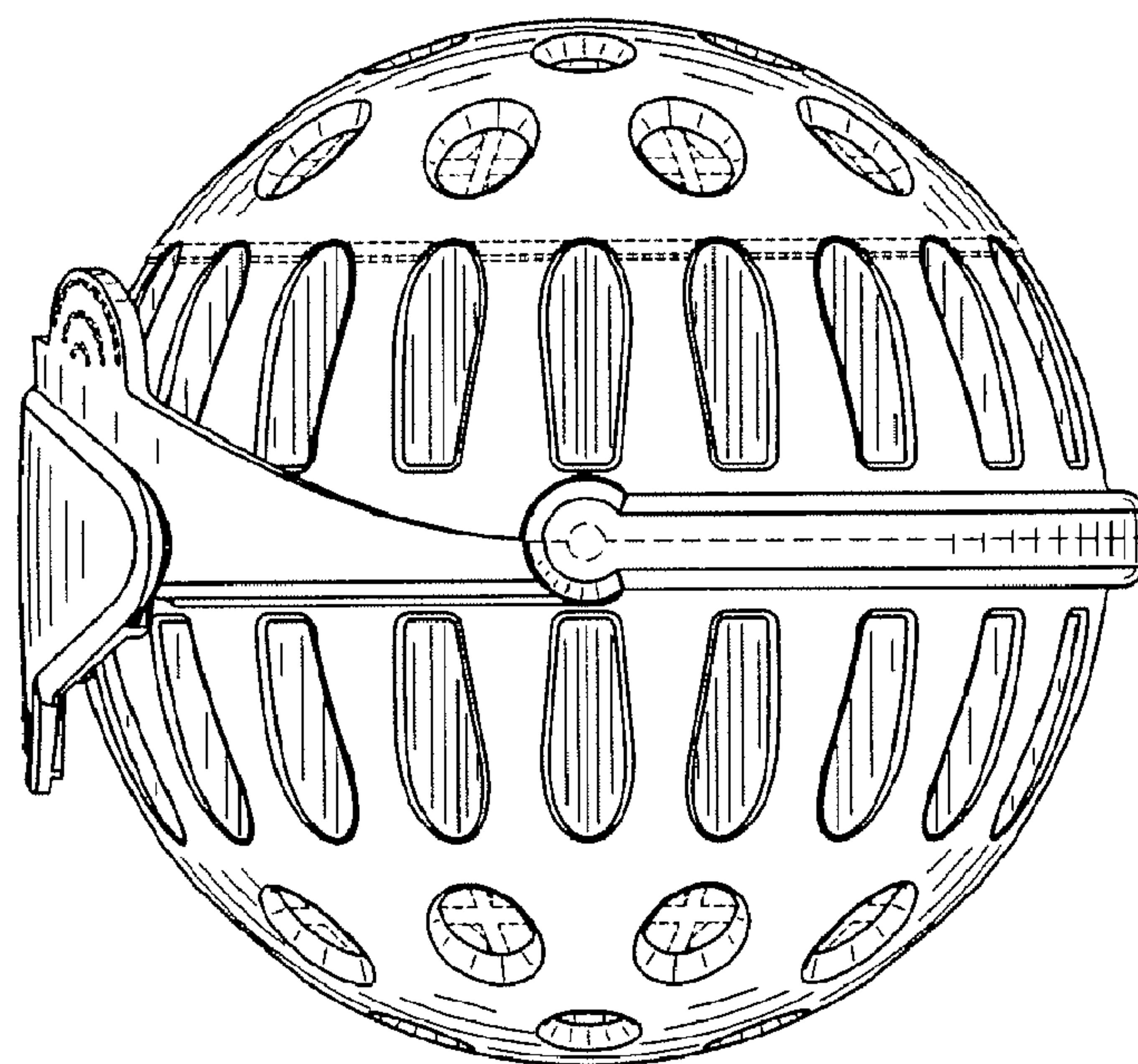


Fig. 6




Fig. 7

