



US00D577870S

(12) **United States Design Patent**
Kim et al.

(10) **Patent No.:** **US D577,870 S**

(45) **Date of Patent:** **** Sep. 30, 2008**

(54) **WASHING MACHINE**

D559,479 S * 1/2008 Kwon et al. D32/6
D559,480 S * 1/2008 Kwon et al. D32/6

(75) Inventors: **Myung Shik Kim**, Gyeonggi-do (KR);
Soon Uk Kwon, Seoul (KR)

OTHER PUBLICATIONS

(73) Assignee: **LG Electronics Inc.**, Seoul (KR)

http://us.stll.yimg.com/us.st.yimg.com/l/usappliance_199840755438 Apr. 17, 2008.*

(**) Term: **14 Years**

* cited by examiner

(21) Appl. No.: **29/300,236**

Primary Examiner—Louis S Zarfaz

Assistant Examiner—Kathleen M Sims

(22) Filed: **Mar. 4, 2008**

(74) *Attorney, Agent, or Firm*—Morgan, Lewis & Bokcius LLP

(30) **Foreign Application Priority Data**

Sep. 7, 2007 (KR) 30-2007-0038365

(57) **CLAIM**

(51) **LOC (8) Cl.** **15-05**

The ornamental design for a washing machine, as shown and described.

(52) **U.S. Cl.** **D32/6**

(58) **Field of Classification Search** D32/5,
D32/6, 8, 1, 9; 34/87–88, 523–524; 312/31
See application file for complete search history.

DESCRIPTION

FIG. 1 is a front, right, perspective view of a washing machine showing my new design;

(56) **References Cited**

U.S. PATENT DOCUMENTS

- D496,709 S * 9/2004 Suh et al. D32/6
- D517,257 S * 3/2006 Kim et al. D32/6
- D517,756 S * 3/2006 Ha et al. D32/6
- D519,691 S * 4/2006 Kim et al. D32/6
- D520,686 S * 5/2006 Jeon et al. D32/6
- D528,712 S * 9/2006 Ha et al. D32/6
- D528,713 S * 9/2006 Ha et al. D32/6
- D535,446 S * 1/2007 Kwon et al. D32/6
- D549,901 S * 8/2007 Kwon et al. D32/6
- D551,401 S * 9/2007 Jeon et al. D32/6

FIG. 2 is a front view thereof;

FIG. 3 is a rear view thereof;

FIG. 4 is a left side view thereof;

FIG. 5 is a right side view thereof;

FIG. 6 is a top plan view thereof;

FIG. 7 is a bottom plan view thereof; and,

FIG. 8 is a top, front perspective view showing the drawer in the open position.

1 Claim, 7 Drawing Sheets




Fig. 1




Fig. 2




Fig. 3

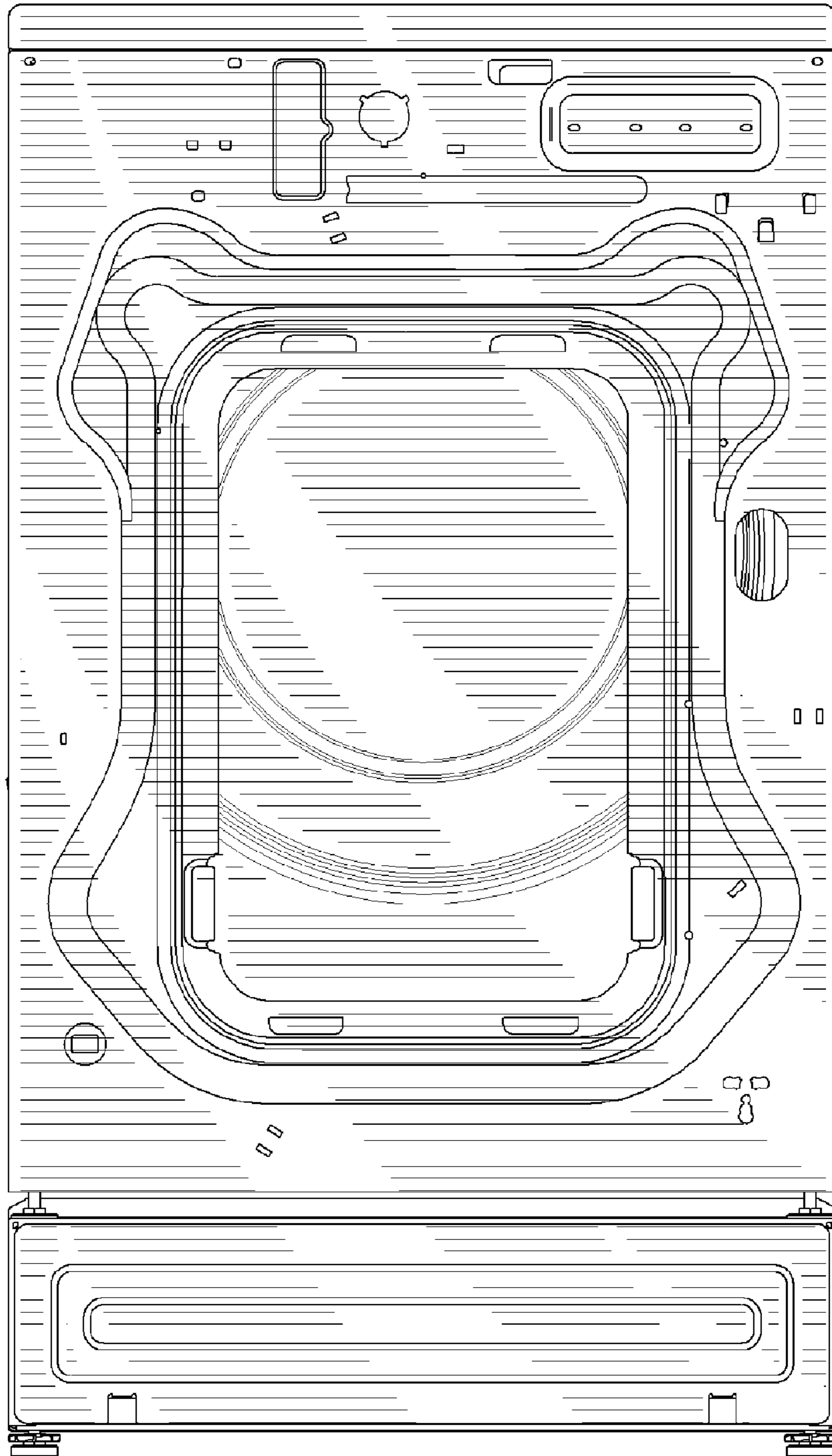


Fig. 4

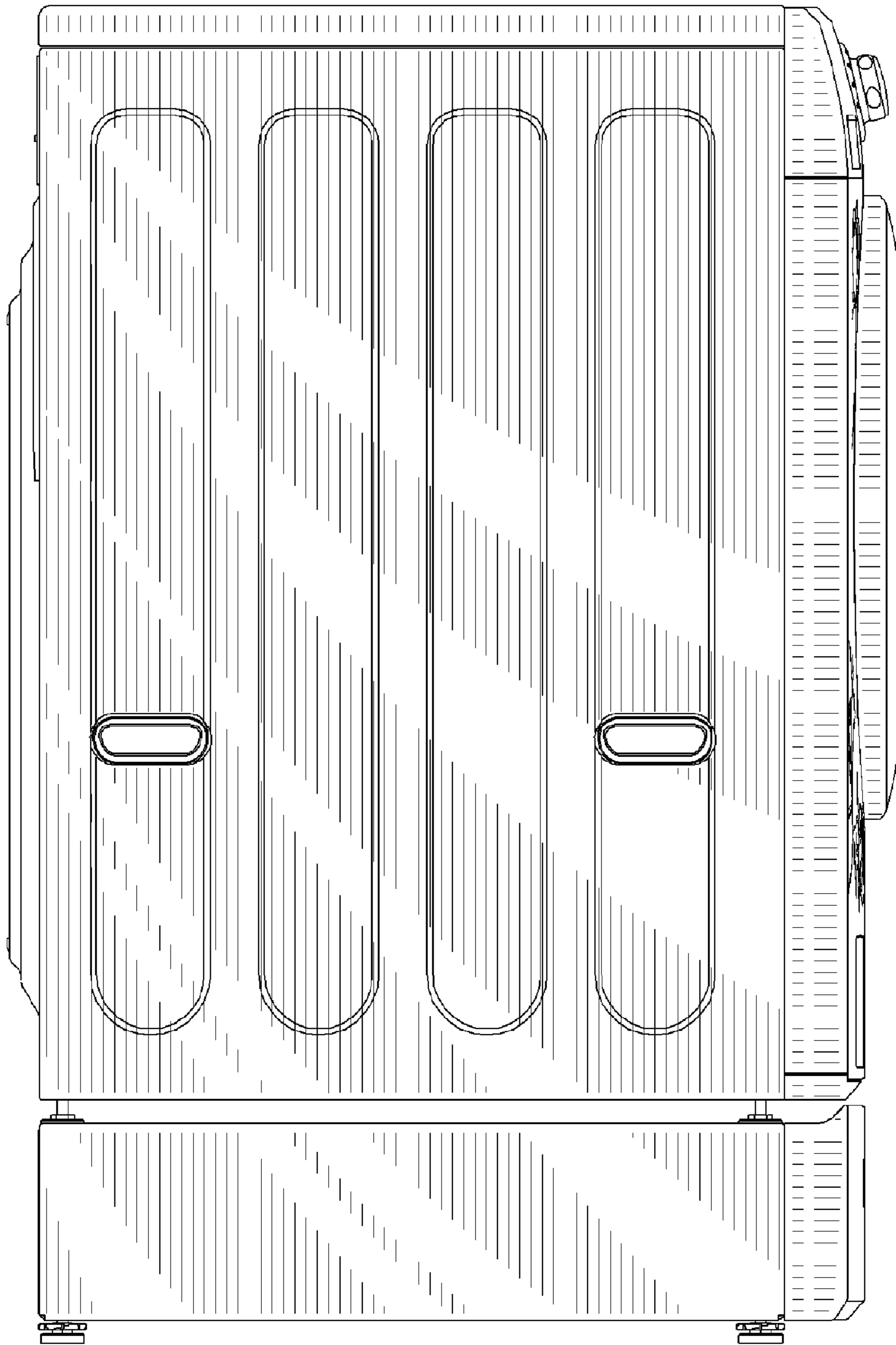


Fig. 5

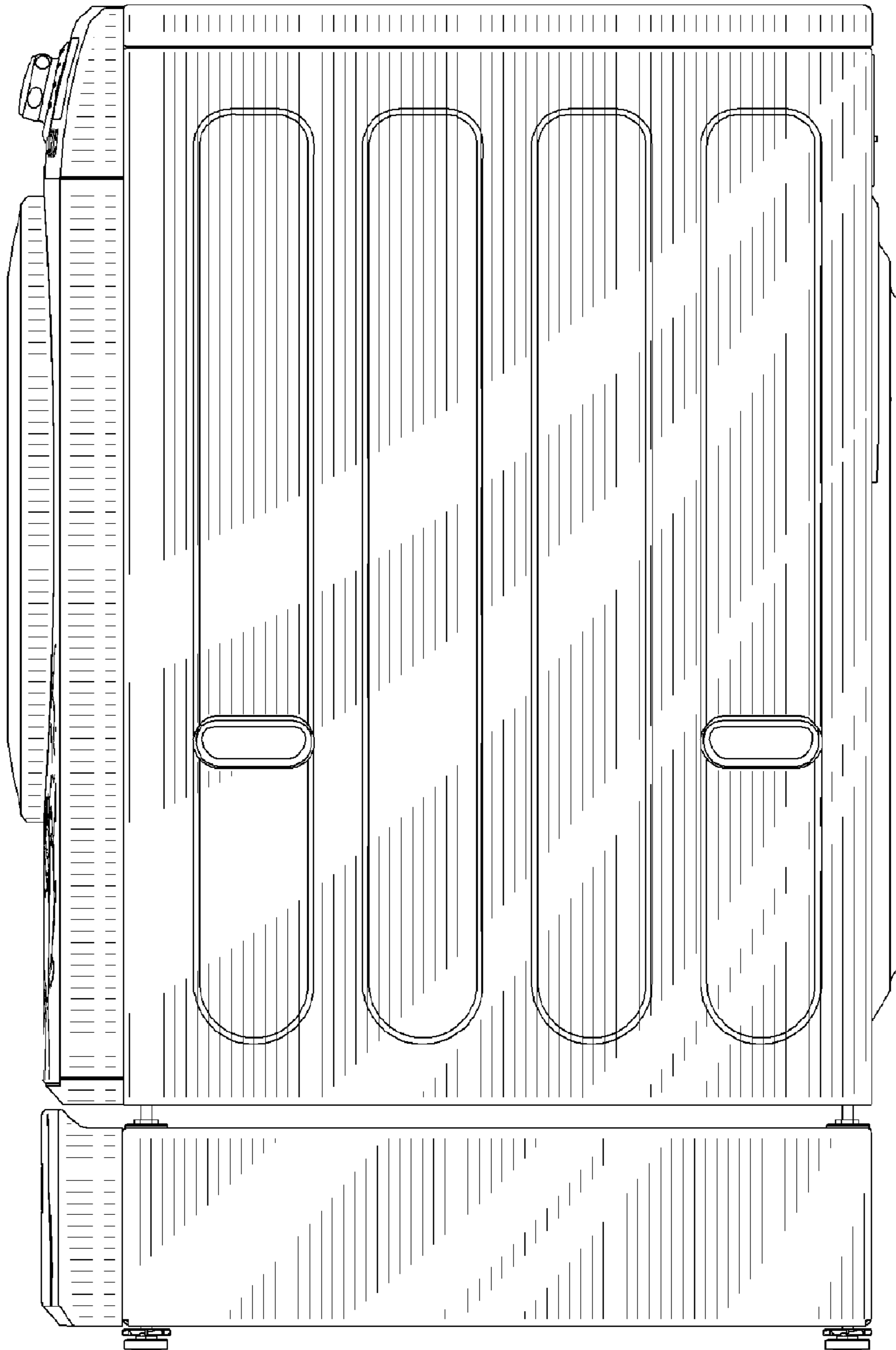


Fig. 6




Fig. 7

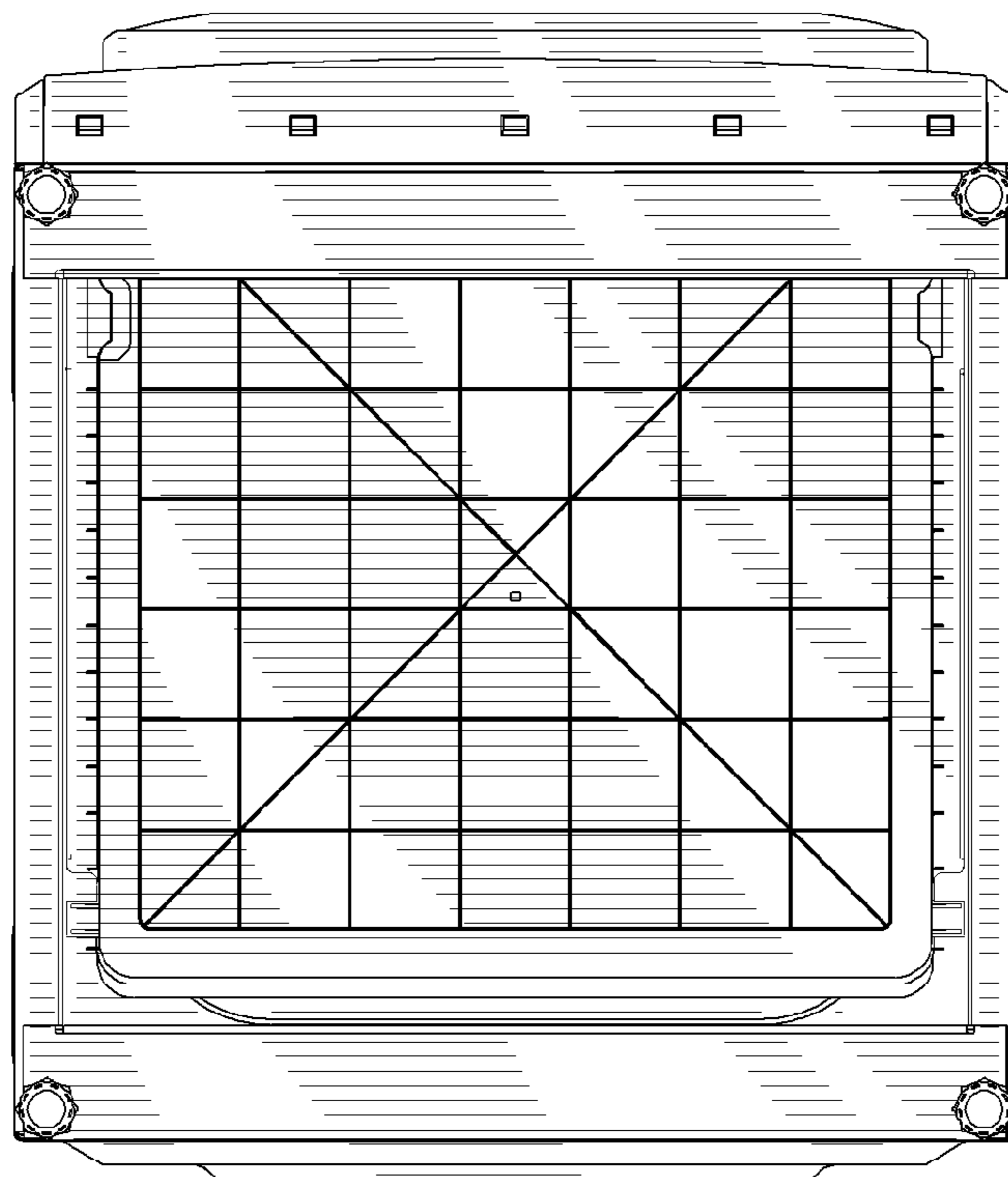


Fig. 8

