



US00D577869S

(12) **United States Design Patent**
Tartan et al.

(10) **Patent No.:** **US D577,869 S**
(45) **Date of Patent:** **** Sep. 30, 2008**

(54) **DISH WASHER**

D512,543 S * 12/2005 Jeong D32/2
D513,548 S * 1/2006 Jeong D32/2
D540,497 S * 4/2007 Song D32/2

(75) Inventors: **Adlihan Tartan**, Istanbul (TR); **Deger Demircan**, Istanbul (TR); **Fuat Ari**, Istanbul (TR); **Mustafa Yalcin**, Istanbul (TR); **Özgür Mutlu Öz**, Istanbul (TR); **Rinaldo Filinesi**, Istanbul (TR); **Gökhan Keman**, Istanbul (TR); **Soner Ilgin**, Istanbul (TR); **Savas Onur Eroglu**, Istanbul (TR); **Ahmet Burak Veyisoglu**, Istanbul (TR)

* cited by examiner

Primary Examiner—Louis S Zarfaz
Assistant Examiner—Kathleen M Sims
(74) *Attorney, Agent, or Firm*—Venable, Campillo, Logan & Meaney PC

(73) Assignee: **Arcelik A.S.**, Istanbul (TR)

(57) **CLAIM**

(**) Term: **14 Years**

The ornamental design for a dish washer, as shown and described.

(21) Appl. No.: **29/299,055**

(22) Filed: **Dec. 18, 2007**

DESCRIPTION

(51) **LOC (8) Cl.** **15-05**

(52) **U.S. Cl.** **D32/2**

(58) **Field of Classification Search** D32/1,
D32/2, 3, 28; D7/348–349, 405–406; 134/113,
134/201; 312/31

See application file for complete search history.

FIG. 1 is a side perspective view of a dish washer showing our new design;

FIG. 2 is a front view thereof;

FIG. 3 is a side view thereof;

FIG. 4 is an opposite side view thereof; and,


FIG. 5 is a top view thereof.

(56) **References Cited**

U.S. PATENT DOCUMENTS

D511,870 S * 11/2005 Paik D32/2

1 Claim, 3 Drawing Sheets



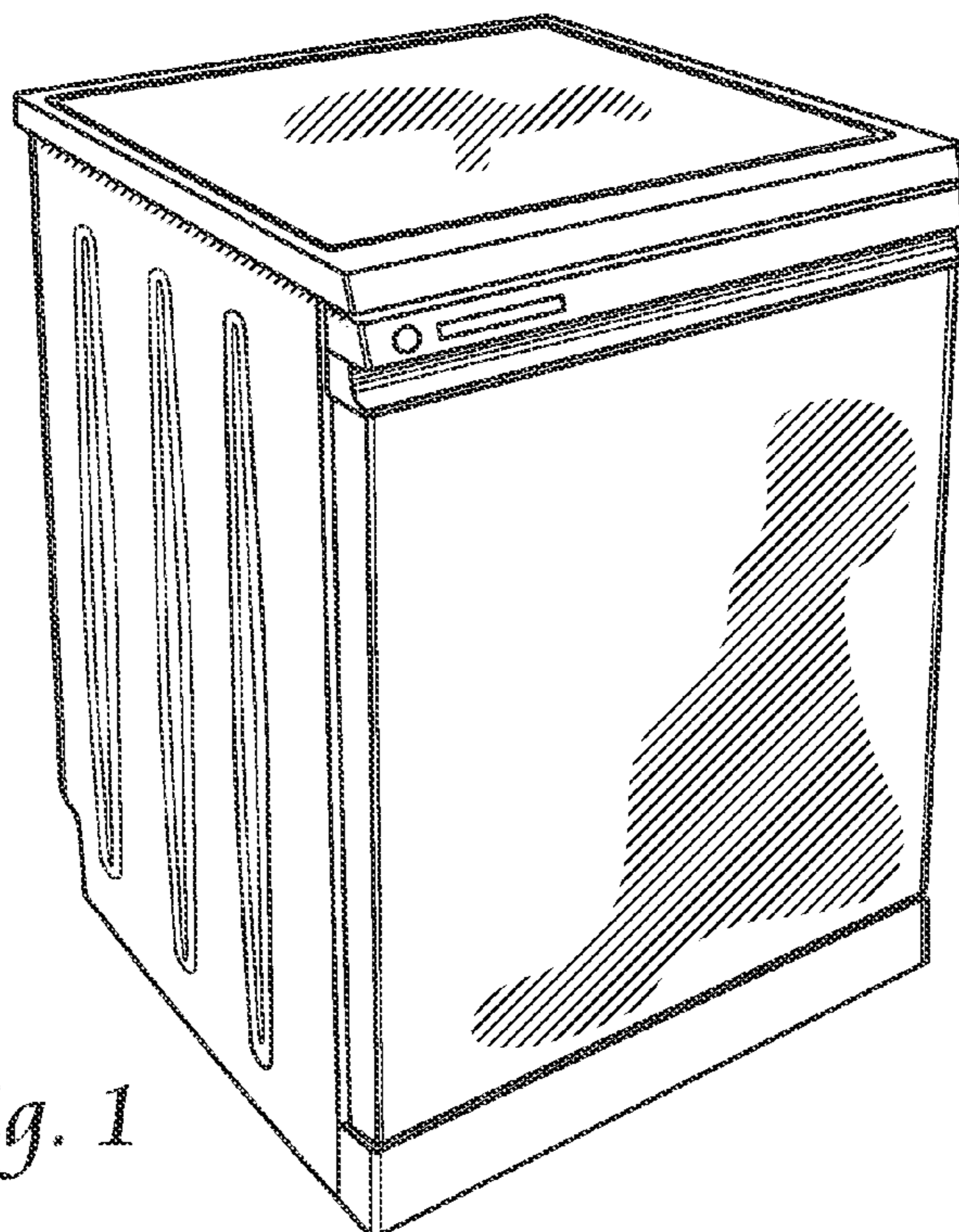


Fig. 1




Fig. 2

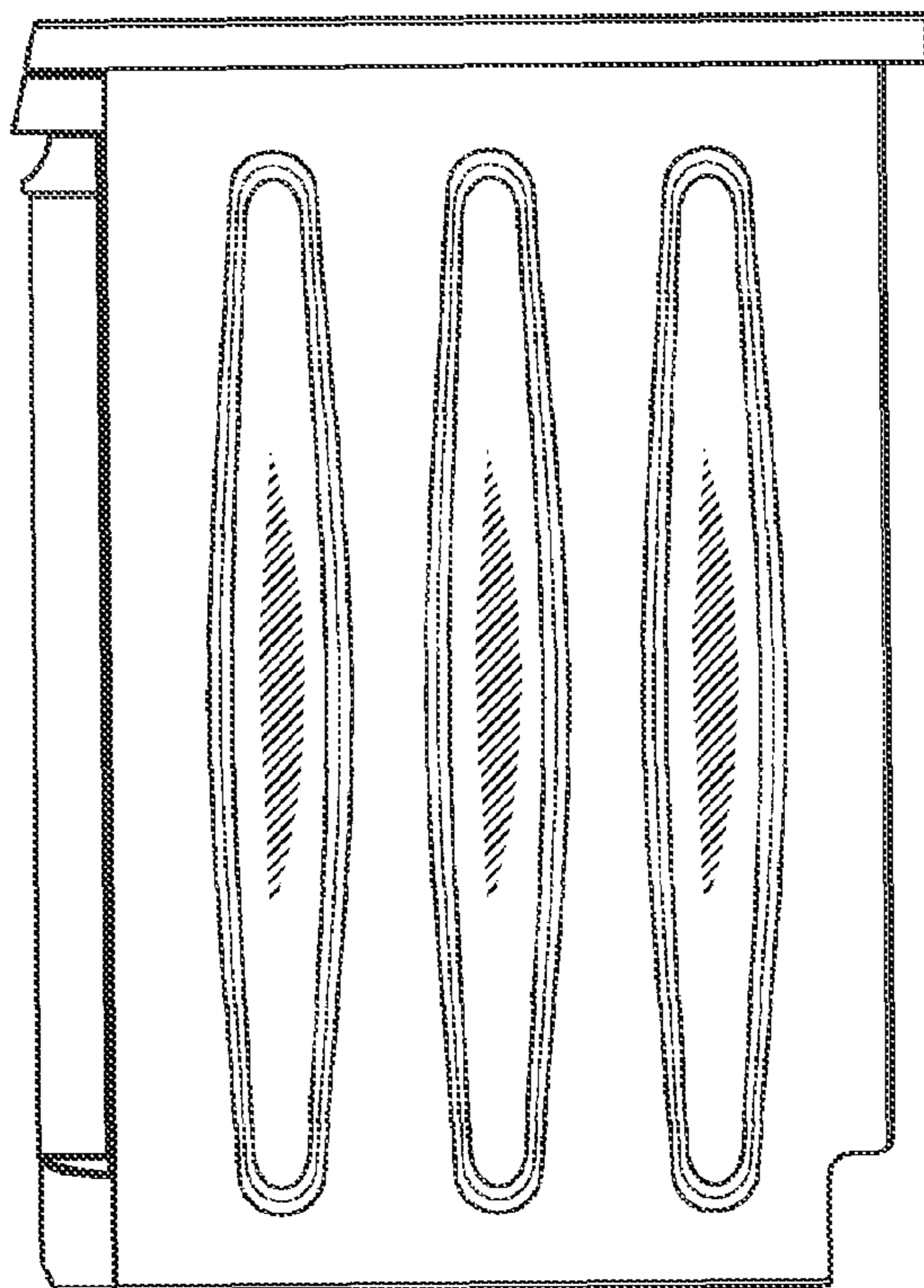


Fig. 3

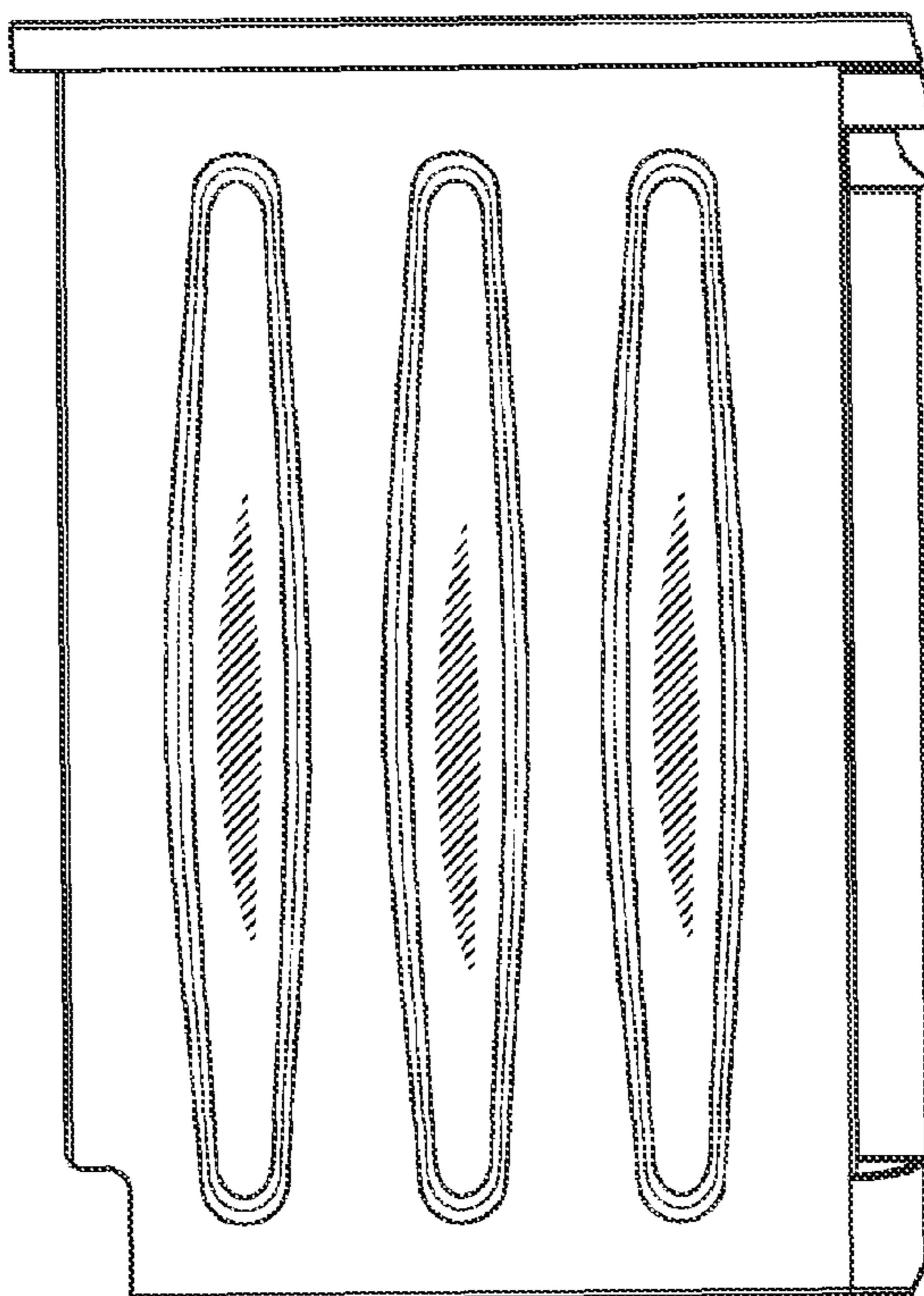


Fig. 4

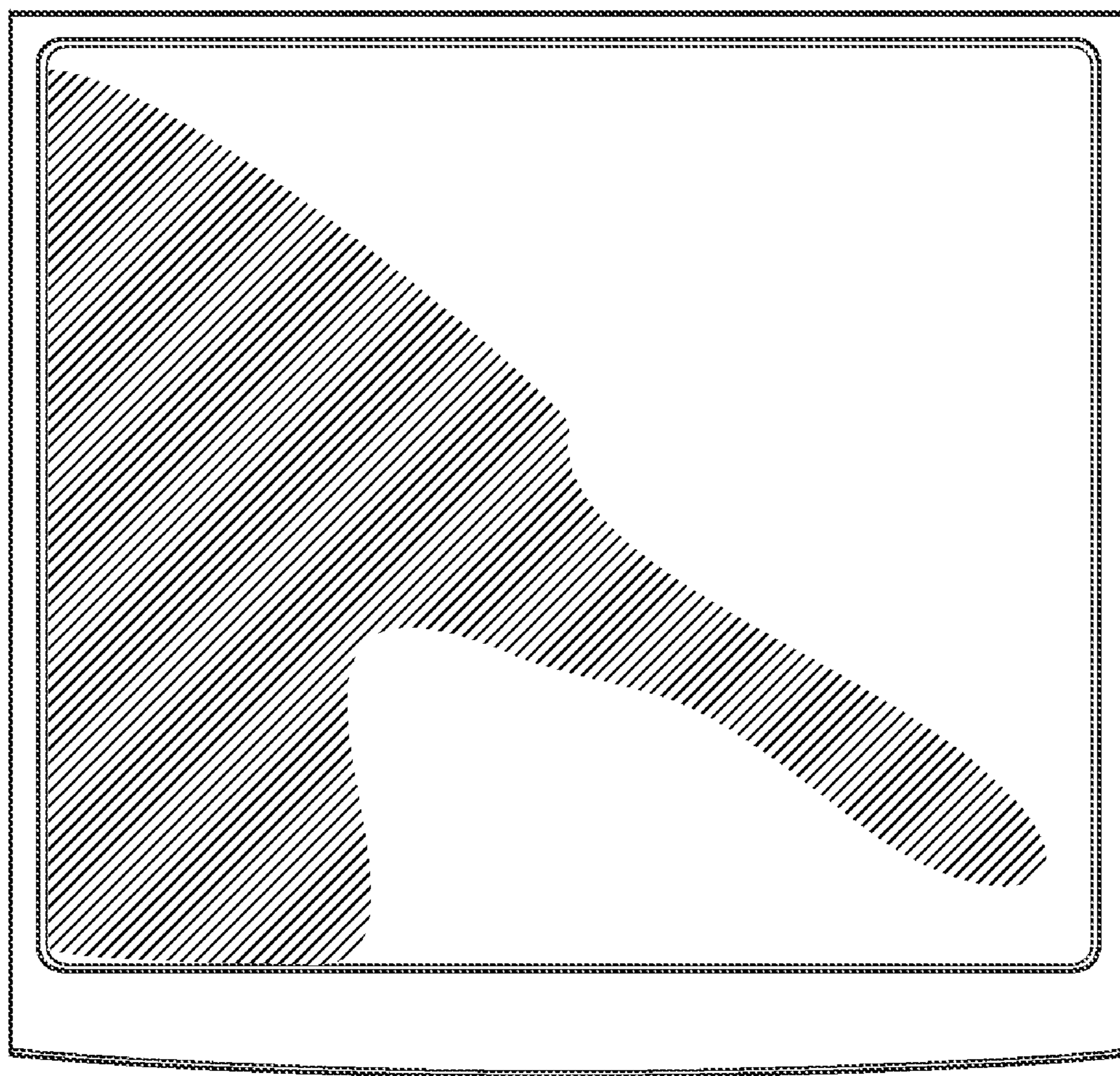


Fig. 5