



US00D577866S

(12) **United States Design Patent**
Frye et al.

(10) **Patent No.:** **US D577,866 S**
(45) **Date of Patent:** **** Sep. 30, 2008**

(54) **COMFORT MILITARY HELMET LINER**

(76) Inventors: **William H. Frye**, 319 Via Serra,
Oceanside, CA (US) 92057; **Andrew L. Demetropoulos**, P.O. Box 1221, Tooele,
UT (US) 84074; **Carl L. Demetropoulos**, 185 Erten St., Thousand
Oaks, CA (US) 91360; **Michael Tolin**,
1957 Elizonda, Simi Valley, CA (US)
93065

D364,487	S	*	11/1995	Tutton et al.	D29/122
5,603,117	A	*	2/1997	Hudner et al.	2/6.6
5,659,900	A	*	8/1997	Arney et al.	2/417
5,996,126	A	*	12/1999	Barthold et al.	2/414
6,266,827	B1	*	7/2001	Lampe et al.	2/414
6,401,259	B1	*	6/2002	Epperson et al.	2/410
6,434,755	B1	*	8/2002	Halstead et al.	2/414
6,481,023	B2	*	11/2002	Wise et al.	2/416
D475,486	S	*	6/2003	Ide et al.	D29/122
D491,695	S	*	6/2004	Long	D29/122
D495,096	S	*	8/2004	Long	D29/122

(**) Term: **14 Years**

(21) Appl. No.: **29/211,278**

(22) Filed: **Aug. 12, 2004**
(Under 37 CFR 1.47)

(51) **LOC (8) Cl.** **29-02**

(52) **U.S. Cl.** **D29/122**

(58) **Field of Classification Search** D29/102-110,
D29/122; 2/5, 6.1, 6.3, 6.5-6.7, 171.3, 411,
2/414-419, 423-425, 431, 8-9, 427; 128/201.24,
128/206.21, 206.28; D24/110.1, 110.2, 110.3
See application file for complete search history.

(56) **References Cited**

U.S. PATENT DOCUMENTS

3,696,440	A	*	10/1972	Littleton	2/418
3,909,846	A	*	10/1975	Zahn	2/416
D267,287	S	*	12/1982	Gooding	D29/122
4,443,891	A	*	4/1984	Blomgren et al.	2/414

* cited by examiner

Primary Examiner—Ruth McInroy

(74) *Attorney, Agent, or Firm*—Norton R. Townsley; Belasco
Jacobs & Townsley, LLP

(57) **CLAIM**

We claim the ornamental design for a comfort military helmet liner, as shown and described.

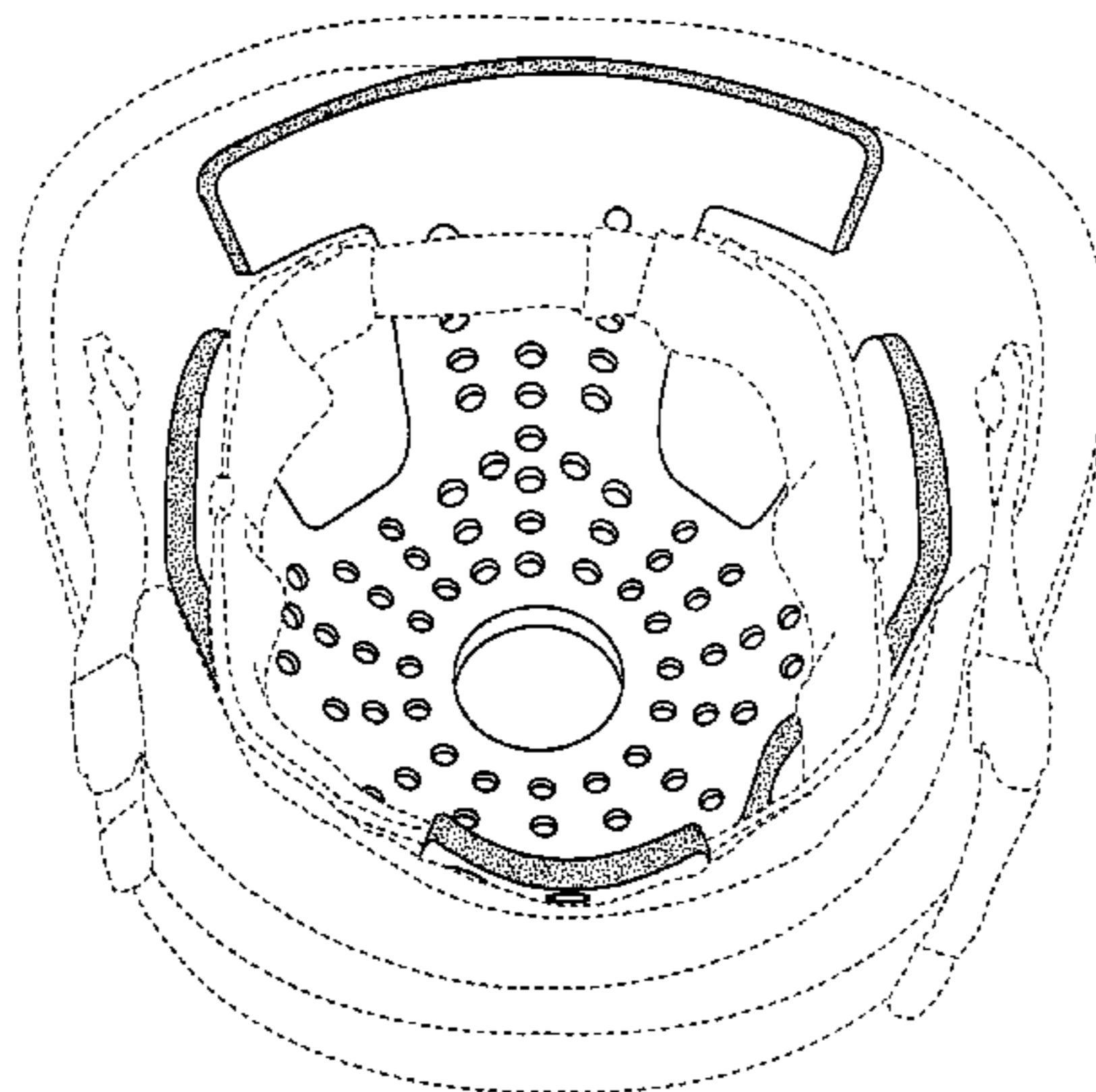
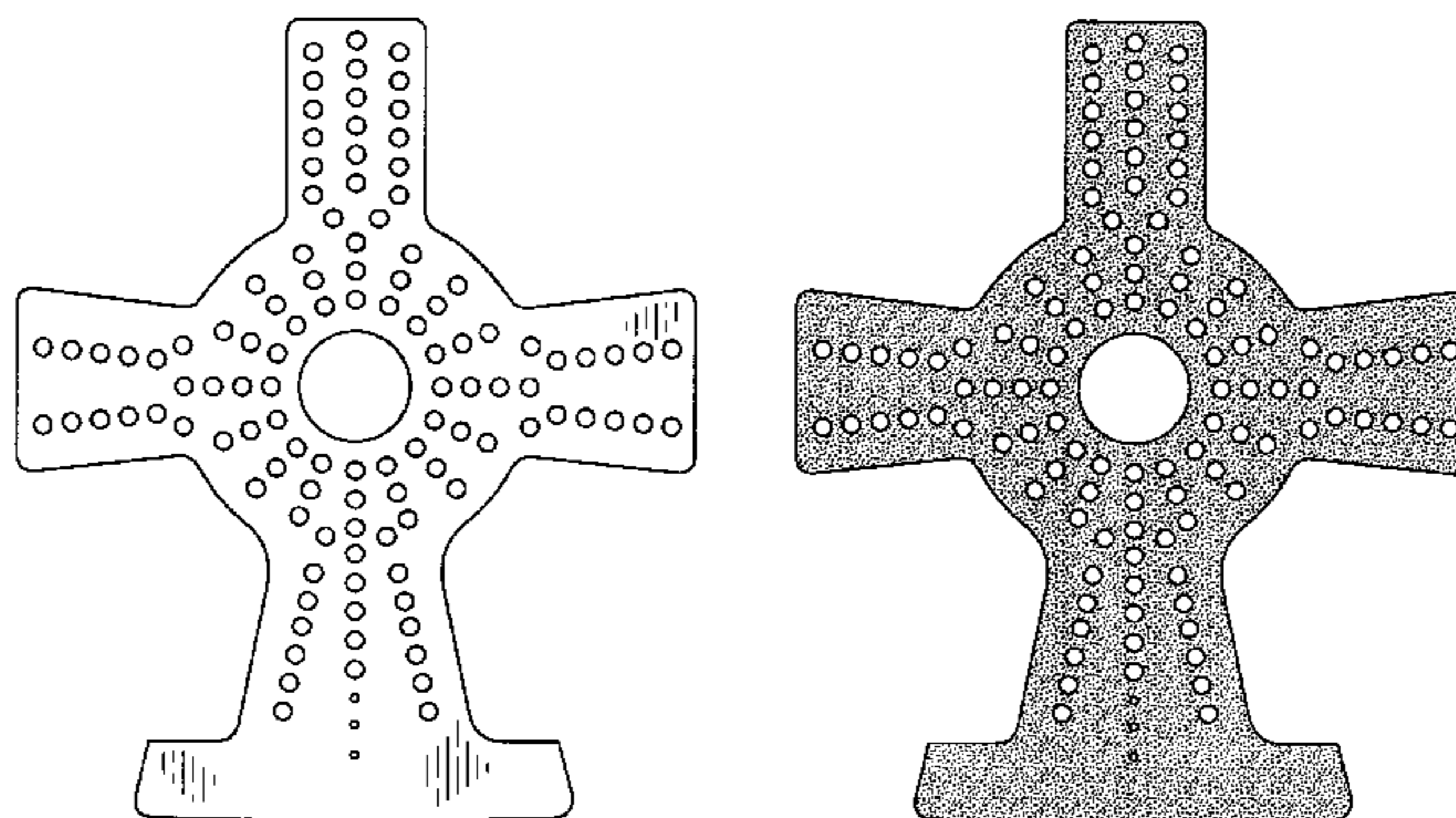
DESCRIPTION

FIG. 1 is a top plan view of a comfort military helmet liner showing our new design, the bottom view being identical;

FIG. 2 is a top plan view of a second embodiment thereof, the bottom view being identical to FIG. 1; and,

FIG. 3 is a bottom perspective view of both embodiments, the environmental matter shown in broken lines is for illustrative purposes only and forms no part of the claimed design.

1 Claim, 2 Drawing Sheets



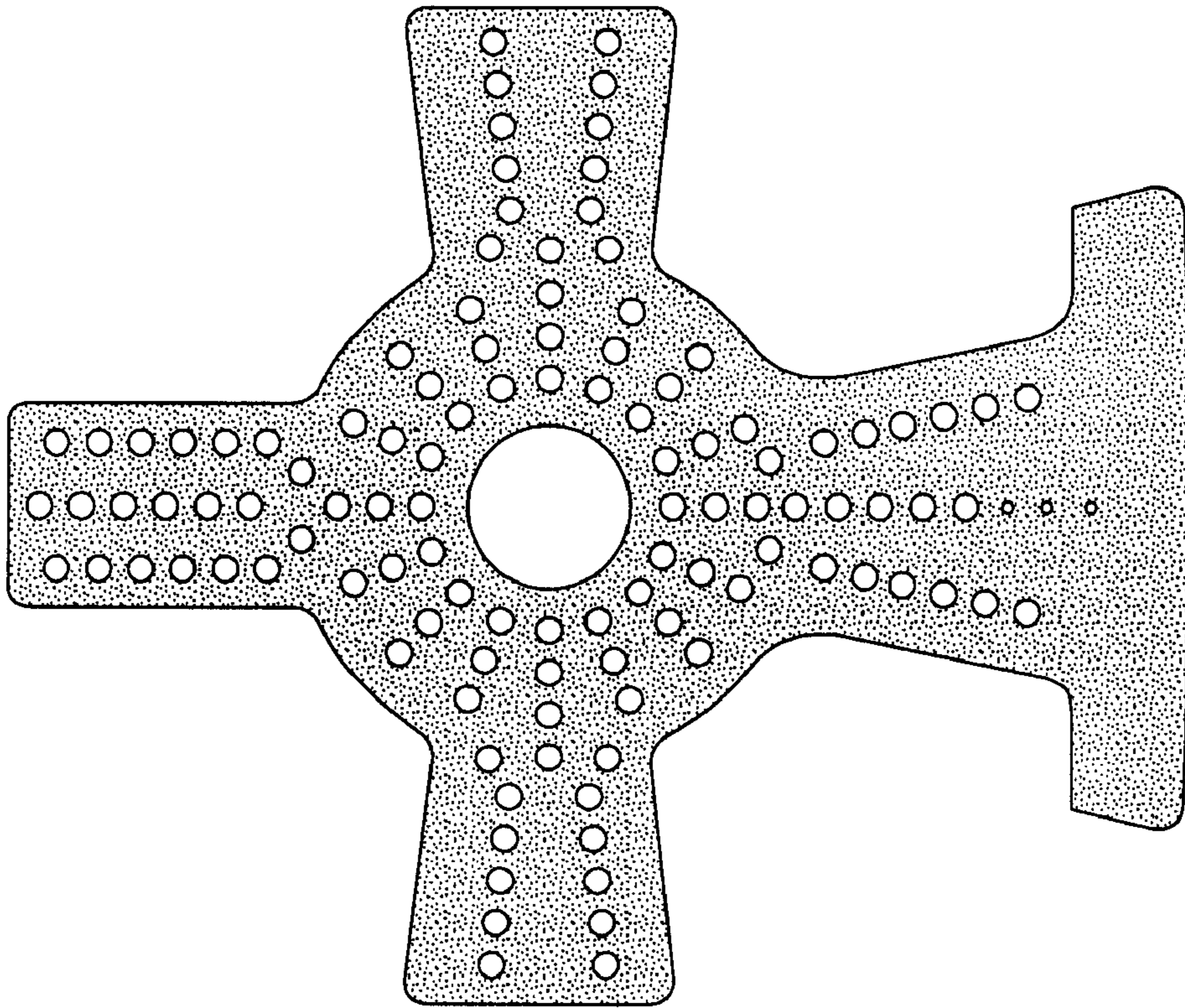


FIG. 2

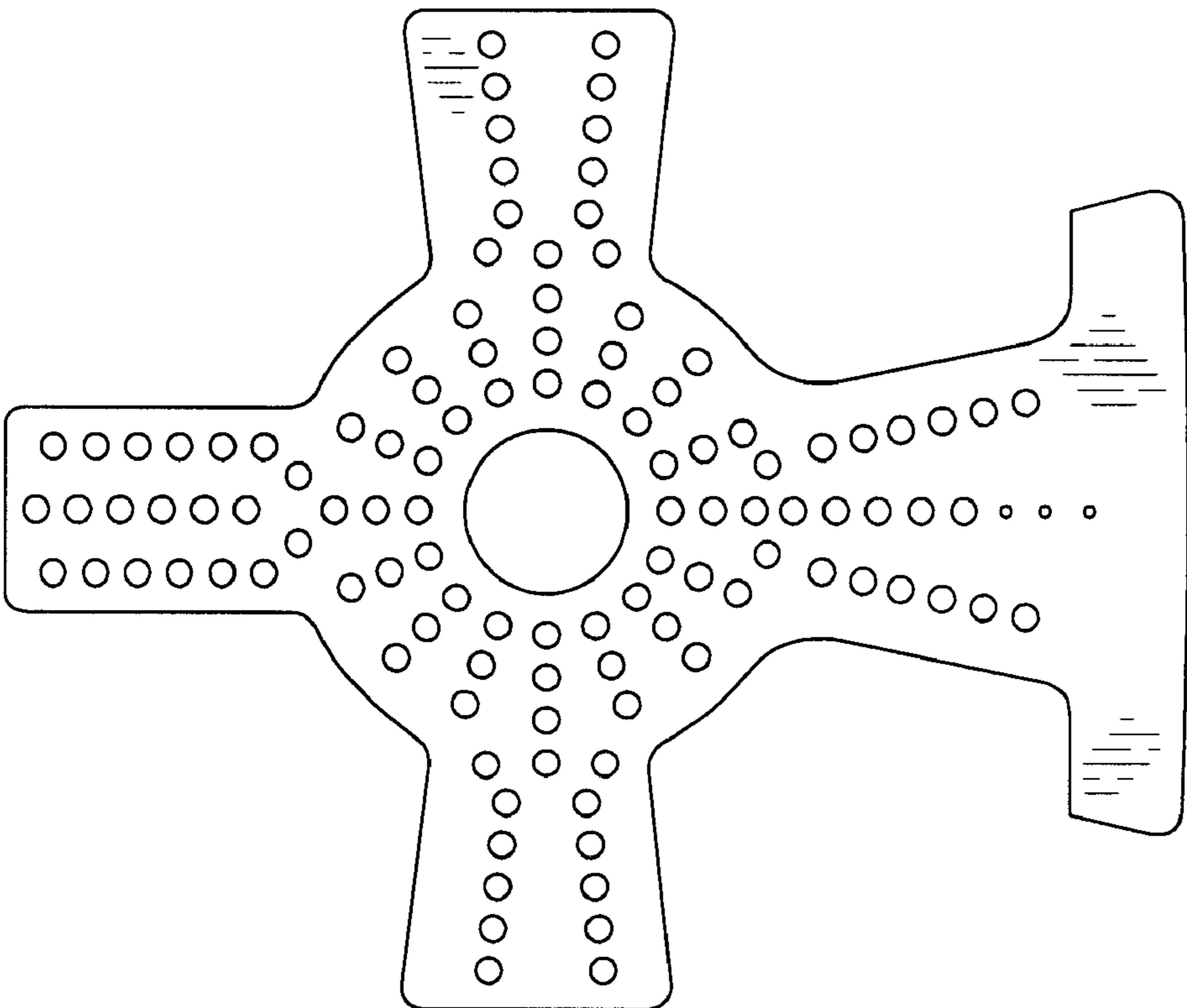


FIG. 1

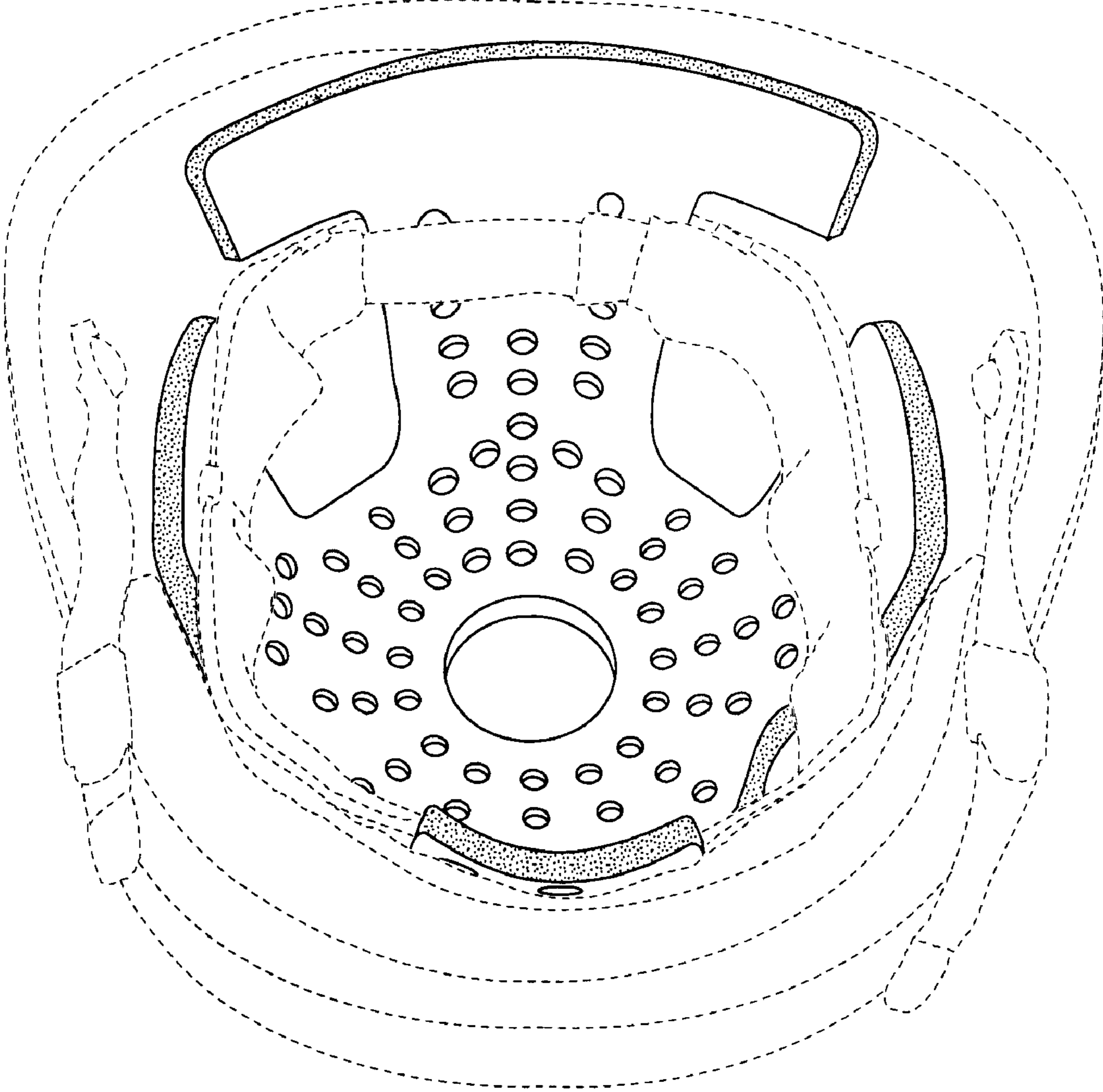


FIG. 3