



US00D577864S

(12) **United States Design Patent**  
**Kitagawa et al.**

(10) **Patent No.:** **US D577,864 S**

(45) **Date of Patent:** **\*\* Sep. 30, 2008**

(54) **ELECTRIC HAIR CLIPPER**

D519,678 S \* 4/2006 Butcher ..... D28/51

(75) Inventors: **Keiichi Kitagawa**, Saitama (JP); **Naoki Maesawa**, Yokohama (JP)

\* cited by examiner

*Primary Examiner*—Jennifer Rivard

(73) Assignee: **Matsushita Electric Works, Ltd.**, Osaka (JP)

(74) *Attorney, Agent, or Firm*—Osha • Liang LLP

(\*\*) Term: **14 Years**

(57) **CLAIM**

(21) Appl. No.: **29/294,547**

The ornamental design for an electric hair clipper, as shown and described.

(22) Filed: **Jan. 17, 2008**

**DESCRIPTION**

(30) **Foreign Application Priority Data**

FIG. 1 is a perspective view of the design for an electric hair clipper according to the invention.

Jul. 26, 2007 (JP) ..... 2007-020233

FIG. 2 is a front view of the design according to the invention.

(51) **LOC (8) Cl.** ..... **28-03**

FIG. 3 is a right side view of the design according to the invention.

(52) **U.S. Cl.** ..... **D28/53**

(58) **Field of Classification Search** ..... 30/30, 30/32, 34.05, 34.1–34.2, 44–45, 43–43.92, 30/47–51, 57–58, 526–527, 532–533; D28/49–54  
See application file for complete search history.

A left side view of the design according to the invention is a mirror image of the right side view as shown in FIG. 3.

FIG. 4 is a rear view of the design according to the invention.

(56) **References Cited**


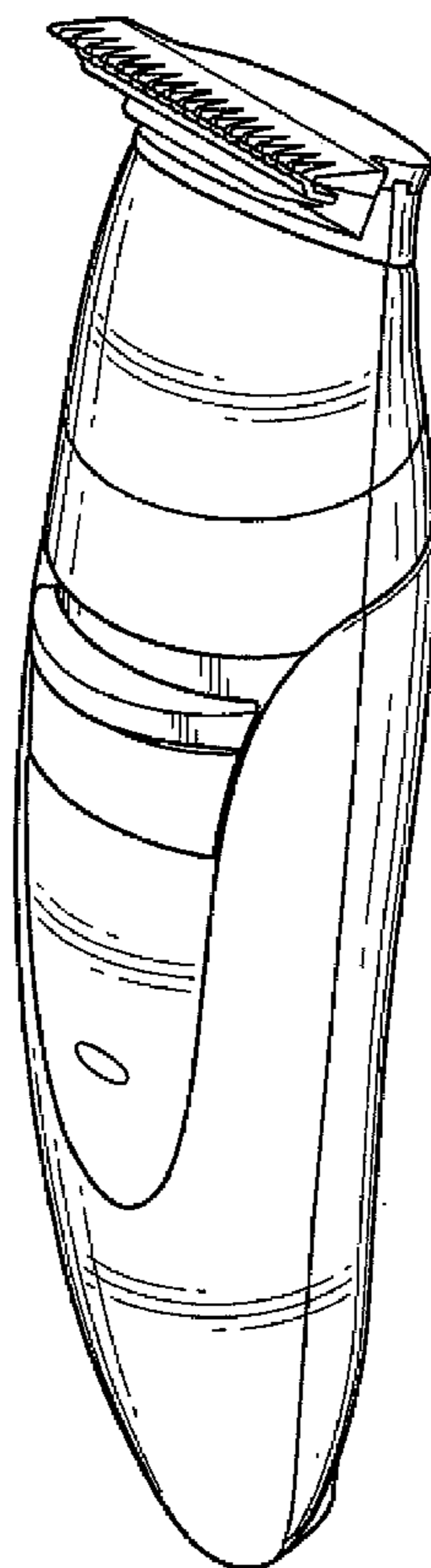
**U.S. PATENT DOCUMENTS**

D423,720 S \* 4/2000 Nielsen et al. .... D28/53  
D486,267 S \* 2/2004 Goetschi ..... D28/53

FIG. 5 is a top view of the design according to the invention; and,

FIG. 6 is a bottom view of the design according to the invention.

**1 Claim, 3 Drawing Sheets**



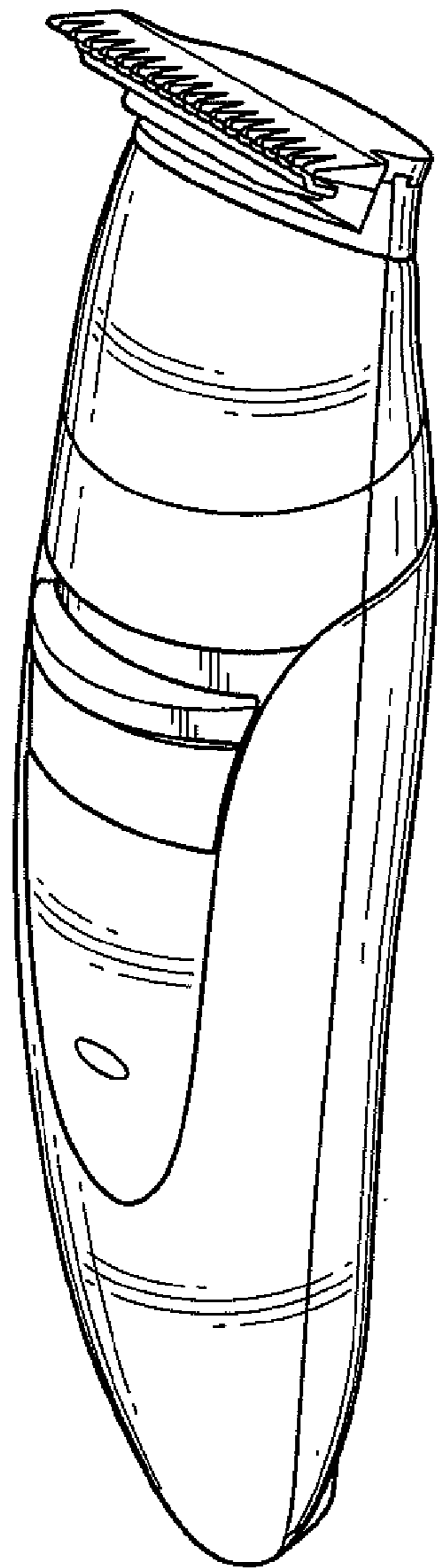


FIG. 1




FIG. 2

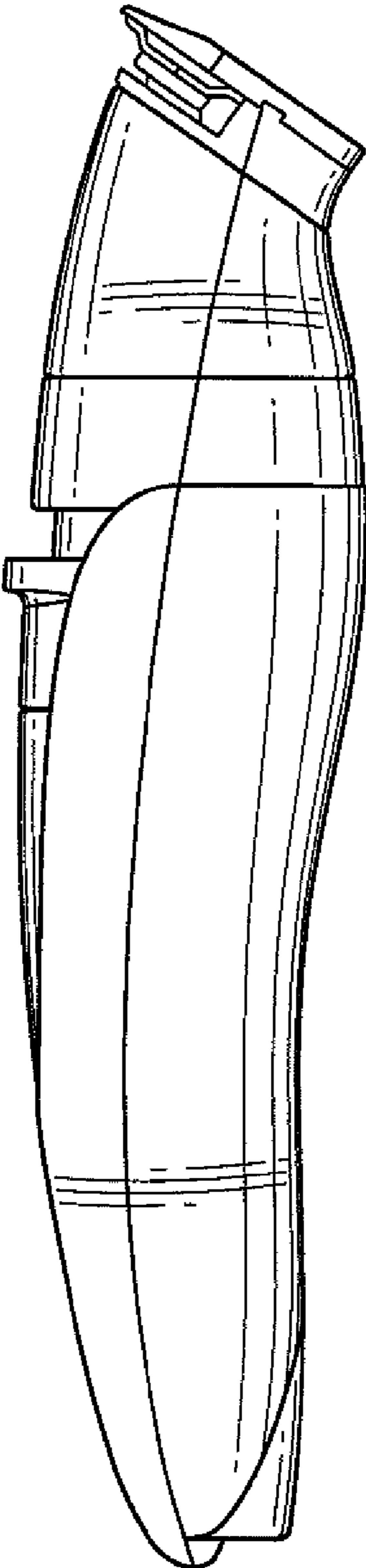


FIG. 3


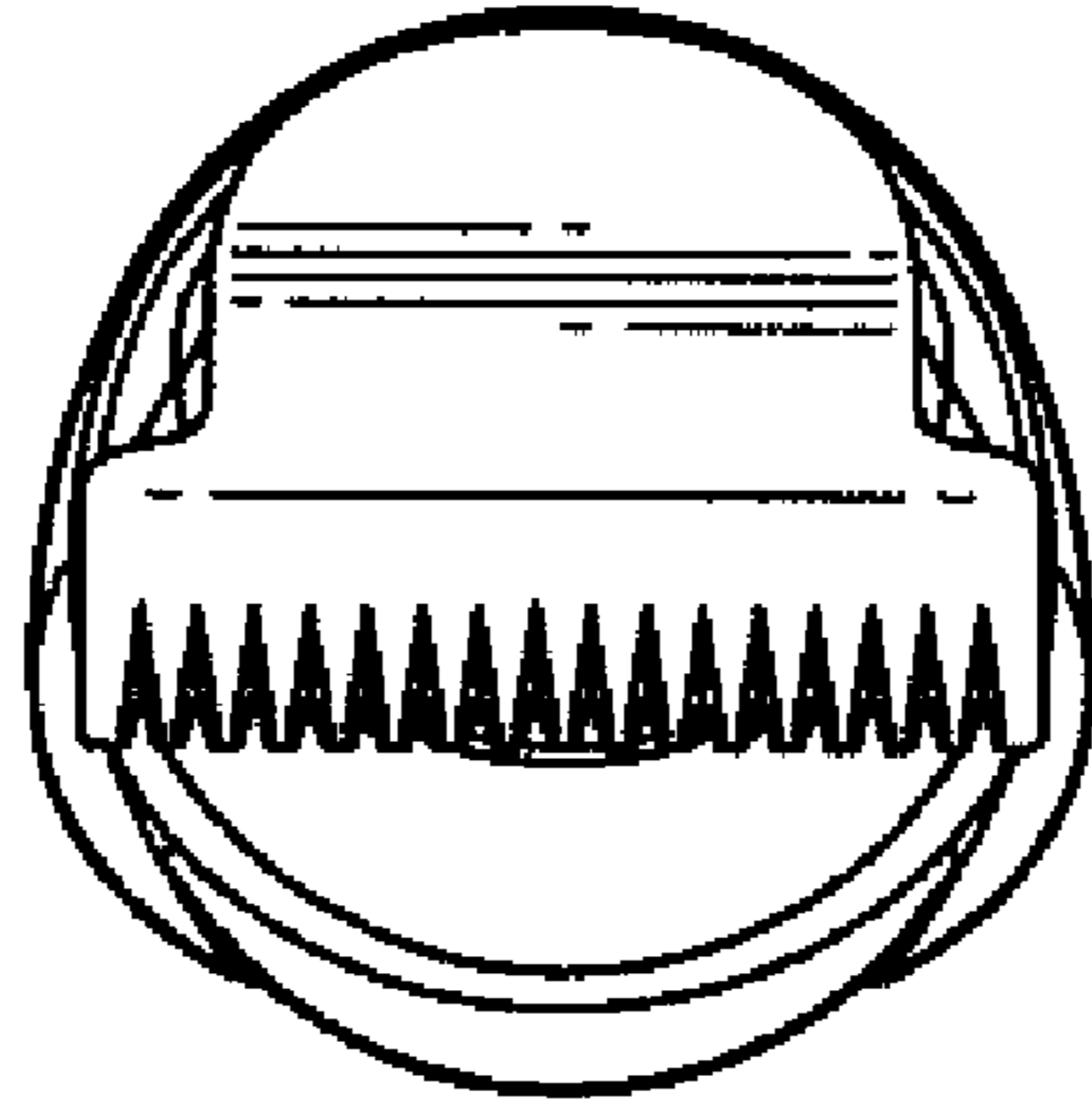
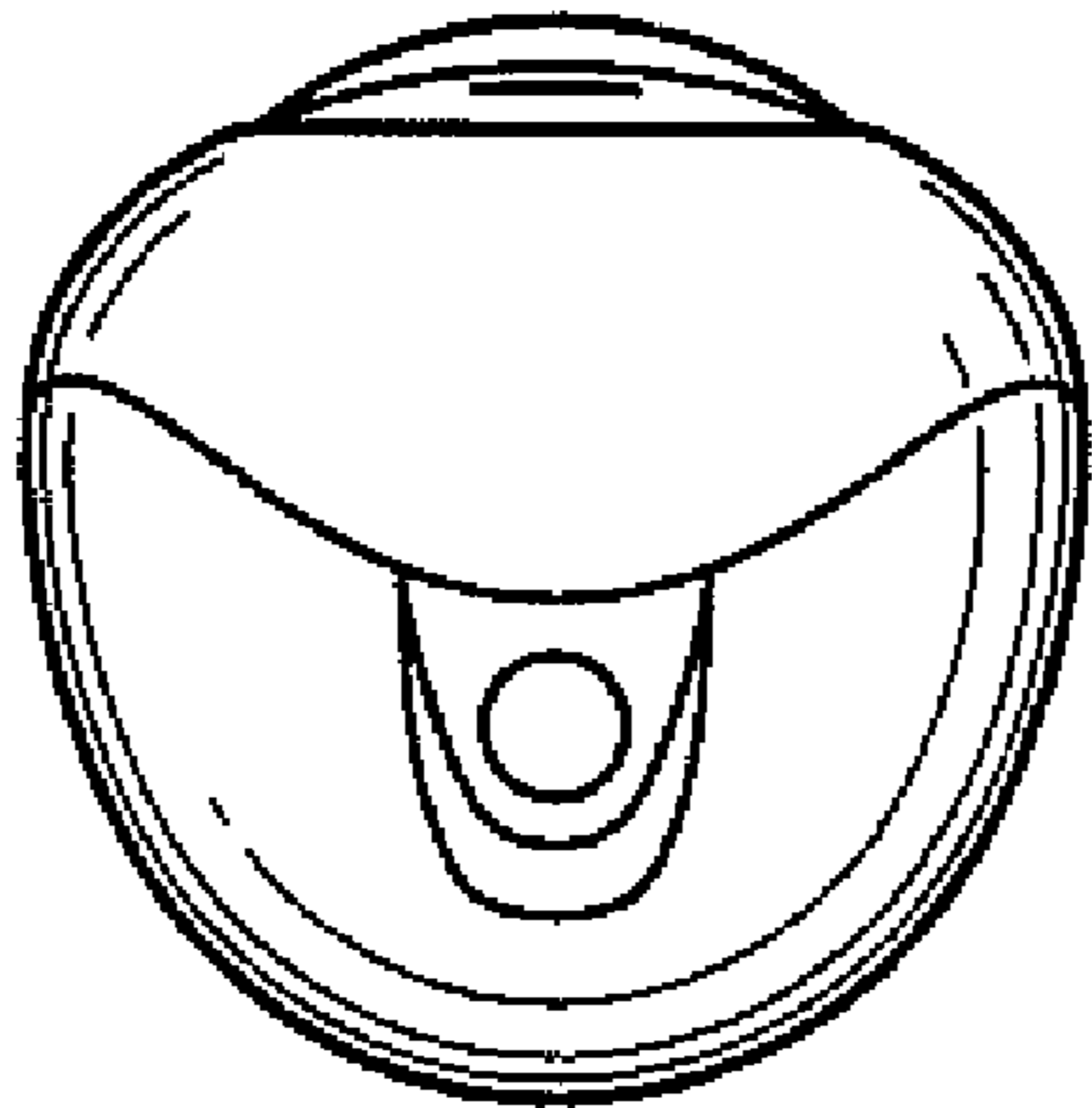


FIG. 4



**FIG. 5**



**FIG. 6**