



US00D577860S

(12) **United States Design Patent**  
**Clark**

(10) **Patent No.:** **US D577,860 S**

(45) **Date of Patent:** **\*\* Sep. 30, 2008**

(54) **PIPE COVER**

*Primary Examiner*—Jennifer Rivard

(76) Inventor: **Kevin Clark**, 1535 Hwy. 50, Delta, CO  
(US) 81416

(57) **CLAIM**

(\*\*) Term: **14 Years**

The ornamental design for a pipe cover, as shown and described.

(21) Appl. No.: **29/297,174**

(22) Filed: **Nov. 6, 2007**

**DESCRIPTION**

(51) **LOC (8) Cl.** ..... **27-02**

(52) **U.S. Cl.** ..... **D27/168; D27/182; D9/660**

(58) **Field of Classification Search** ..... **D27/182,**  
**D27/167, 168; 131/176; D9/660**

See application file for complete search history.

FIG. 1 is a front elevation view of a pipe cover showing my new design;

FIG. 2 is an inverted rear elevation view thereof;

FIG. 3 is a left elevation view thereof;

FIG. 4 is a right elevation view thereof;

FIG. 5 is a top plan view thereof;

FIG. 6 is a bottom plan view thereof; and,

FIG. 7 is a perspective view thereof.

(56) **References Cited**

**U.S. PATENT DOCUMENTS**


D244,257 S \* 5/1977 Godo et al. .... D9/660

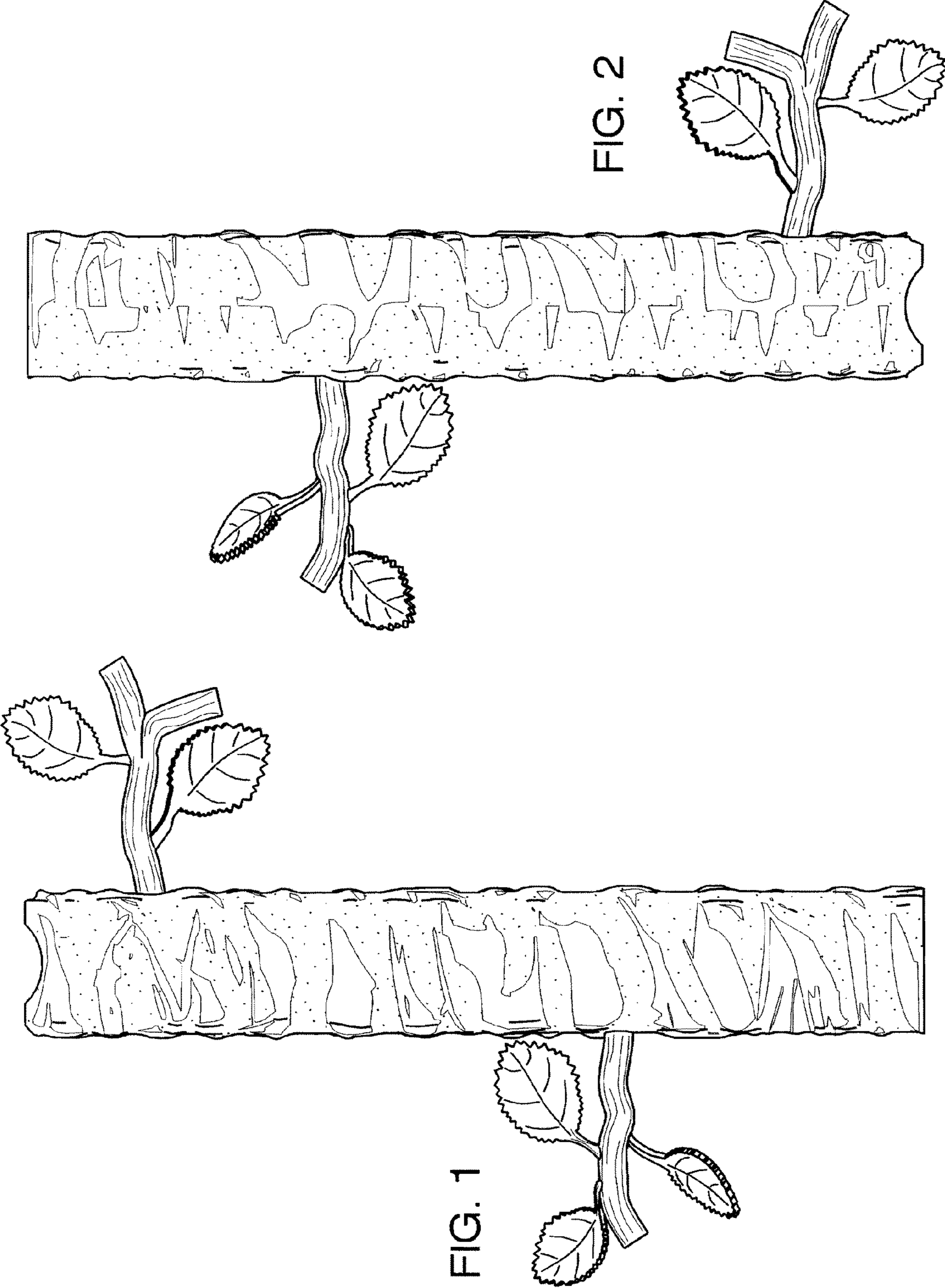
D258,693 S \* 3/1981 L'Heureux ..... D27/168

5,413,248 A \* 5/1995 Scott ..... D9/660

\* cited by examiner

**1 Claim, 3 Drawing Sheets**





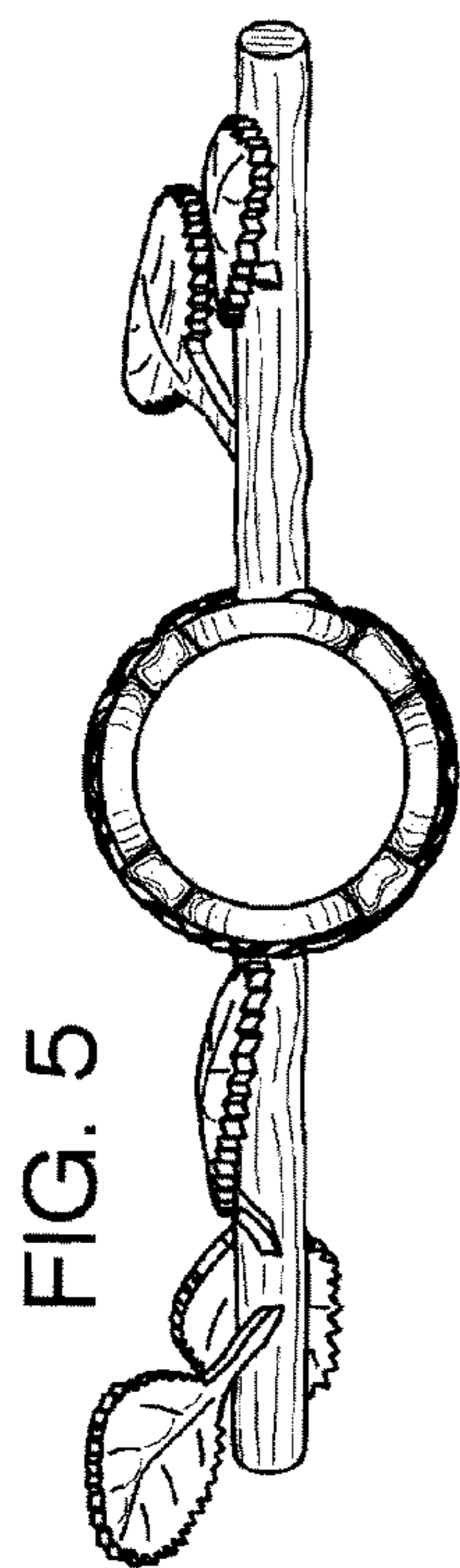


FIG. 5




FIG. 6



FIG. 4




FIG. 3

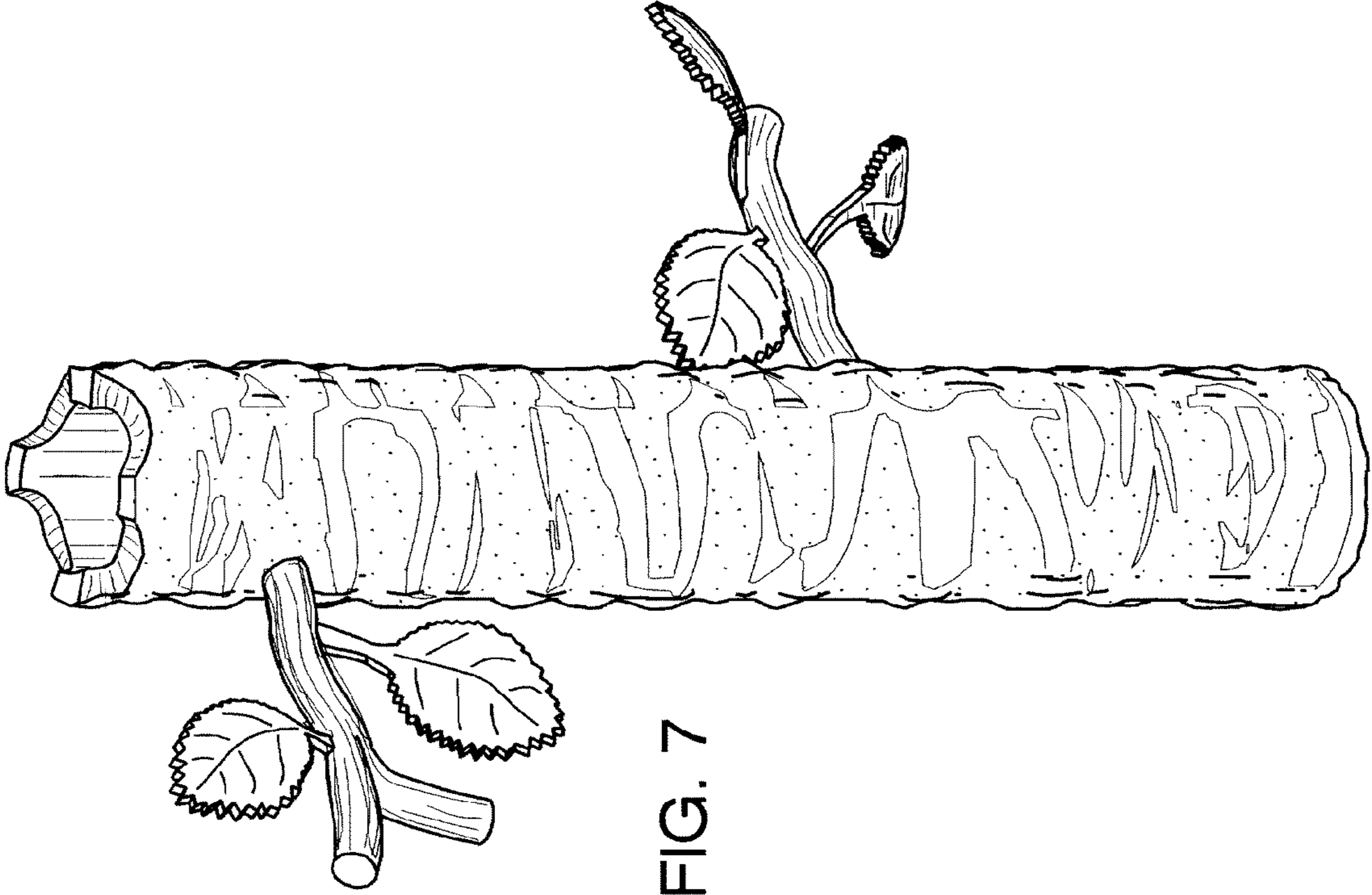


FIG. 7