



US00D577853S

(12) **United States Design Patent**
De'Armond

(10) **Patent No.:** **US D577,853 S**

(45) **Date of Patent:** **** Sep. 30, 2008**

(54) **LIGHT GLOBE**

D466,246 S * 11/2002 Hsu D26/127
D551,794 S * 9/2007 De'Armond D26/85

(75) Inventor: **Robert De'Armond**, Temecula, CA
(US)

OTHER PUBLICATIONS

(73) Assignee: **Minka Lighting, Inc.**, Corona, CA (US)

Minka-Lavery 2007 catalog; Jan. 18, 2007; pp. 2-7; Minka Lighting, Inc.; U.S.A.

(**) Term: **14 Years**

Sea Gull Lighting Internet Catalog; Canterbury; Model #65050-71; printed from www.seagulllighting.com on Jan. 22, 2008.

(21) Appl. No.: **29/299,291**

Sea Gull Lighting Internet Catalog; Serenity; Model #75190-962; printed from www.seagulllighting.com on Jan. 22, 2008.

(22) Filed: **Dec. 21, 2007**

Sea Gull Lighting Internet Catalog; Serenity; Model #65190-962; printed from www.seagulllighting.com on Jan. 22, 2008.

(51) **LOC (8) Cl.** **26-99**

* cited by examiner

(52) **U.S. Cl.** **D26/135**

Primary Examiner—Freda S. Nunn

(58) **Field of Classification Search** D26/152,
D26/154, 144, 145, 146, 147, 138, 142, 143,
D26/126, 130, 131, 136, 24, 78, 83, 88, 92,
D26/99, 98, 104, 106, 108, 110, 111, 121,
D26/122, 133, 128, 134, 127, 89, 85, 118,
D26/135, 81, 68, 67, 60, 61, 69, 72, 73, 79,
D26/86, 90, 91, 93, 94, 102, 105, 107, 112,
D26/113, 119, 120, 123, 124, 125, 129, 137;
362/352, 353, 147, 151, 173, 186, 235, 244,
362/241, 247, 257, 317, 329, 350, 351, 355,
362/356, 404, 405, 410, 416, 431

Assistant Examiner—Kevin K Rudzinski

(74) *Attorney, Agent, or Firm*—Baker & McKenzie LLP

See application file for complete search history.

(57) **CLAIM**

(56) **References Cited**

The ornamental design for a light globe, as shown and described.

U.S. PATENT DOCUMENTS

DESCRIPTION

- D49,564 S * 8/1916 Bayley D26/133
- 1,934,624 A * 11/1933 Guth 248/317
- D142,583 S * 10/1945 Ohm D26/131
- D144,869 S * 5/1946 Ohm D26/127
- D170,535 S * 10/1953 Johnson D5/62
- D289,445 S * 4/1987 Manton D26/110
- D354,579 S * 1/1995 Chan D26/88
- D381,456 S * 7/1997 Fu D26/134
- D422,743 S * 4/2000 Johnson D26/128
- D425,238 S * 5/2000 Lin D26/134
- D430,698 S * 9/2000 Hsieh D26/134
- D437,448 S * 2/2001 Hsieh D26/111
- D441,118 S * 4/2001 Hammar D26/85

FIG. 1 is an enlarged bottom perspective view of a light globe in accordance with my design;

FIG. 2 is an enlarged side elevation view of the light globe in accordance with my design, all sides being identical in shape;

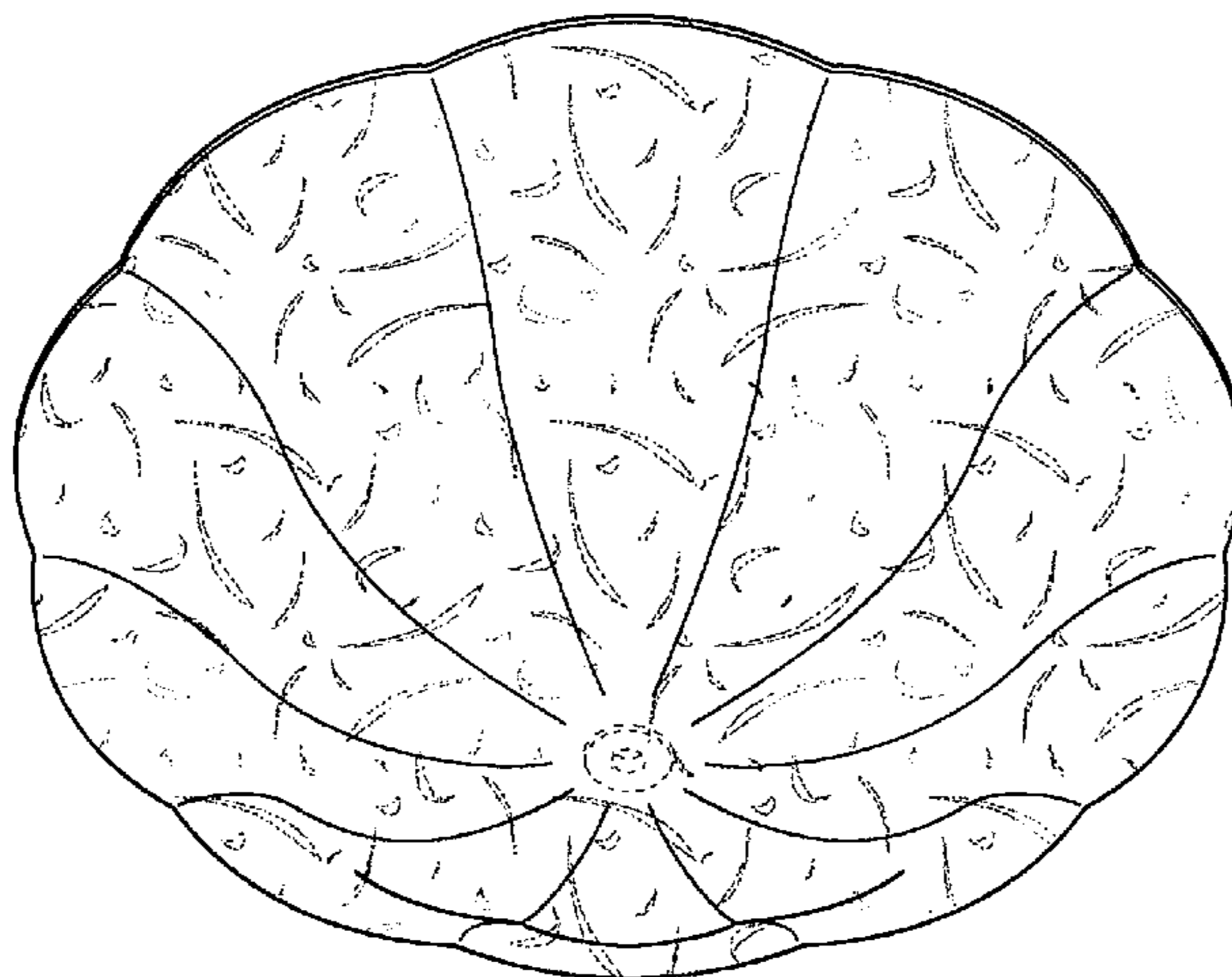
FIG. 3 is an enlarged top plan view of the light globe in accordance with my design; and,

FIG. 4 is an enlarged bottom plan view of the light globe in accordance with my design.

The broken lines showing environmental structure are for illustrative purposes and form no part of the claimed design.

Features of the design include the shape and configuration of the article and/or the pattern and ornament applied to the article as shown in the draftsman's representations, the article having randomly arranged semi-opaque particles in or on the article.

1 Claim, 2 Drawing Sheets



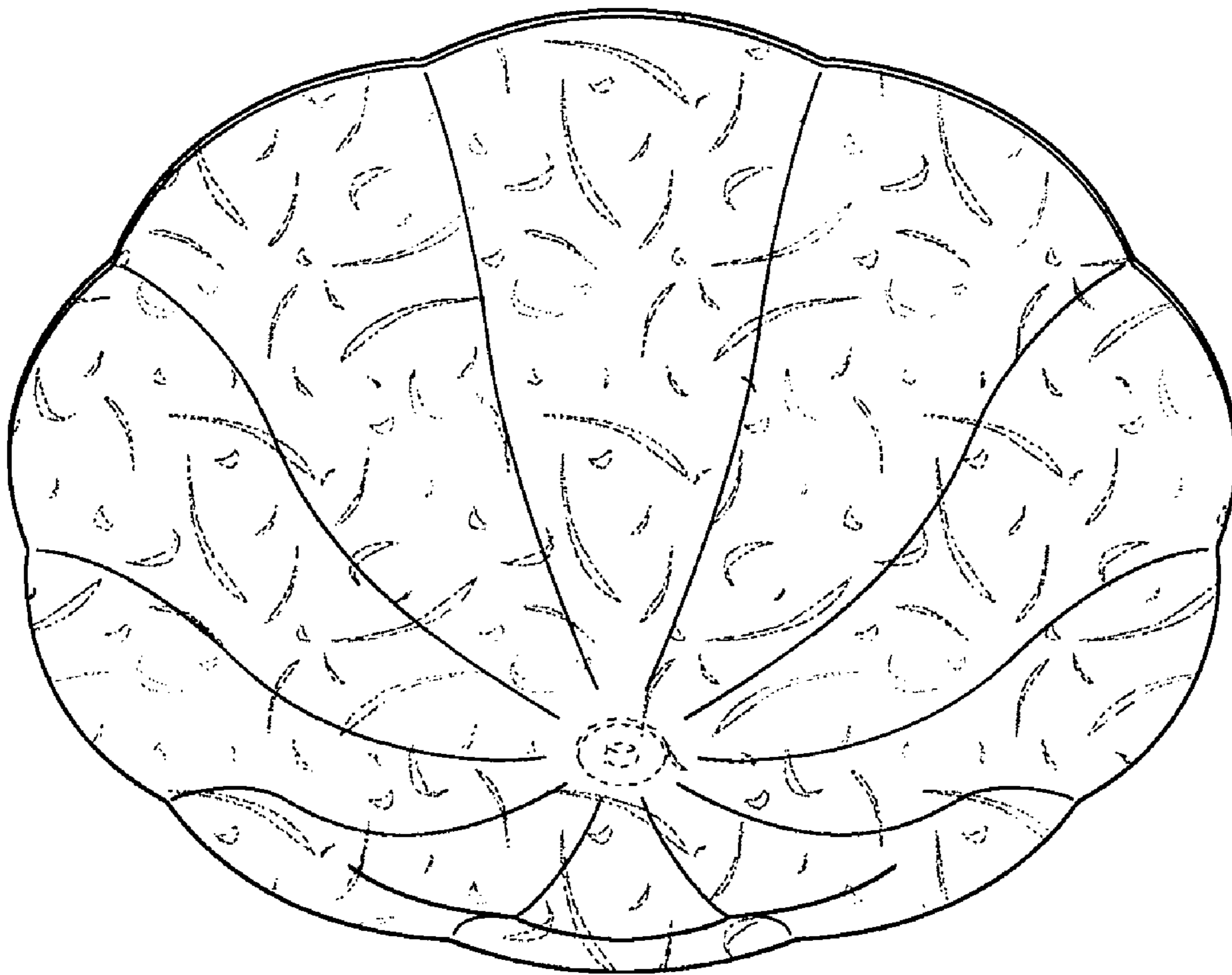


Fig.1

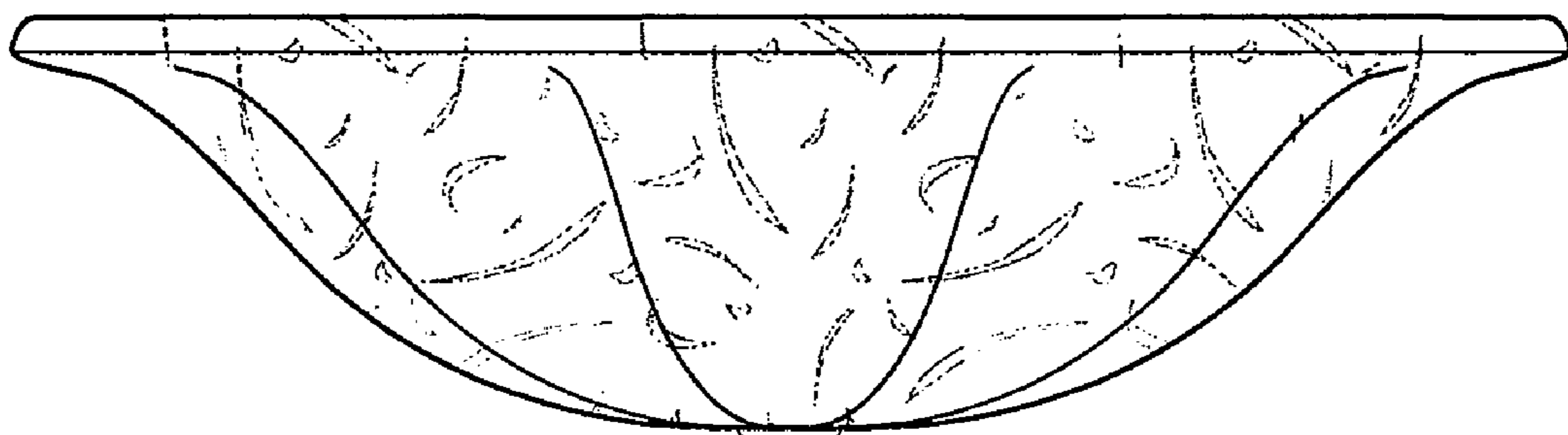


Fig.2

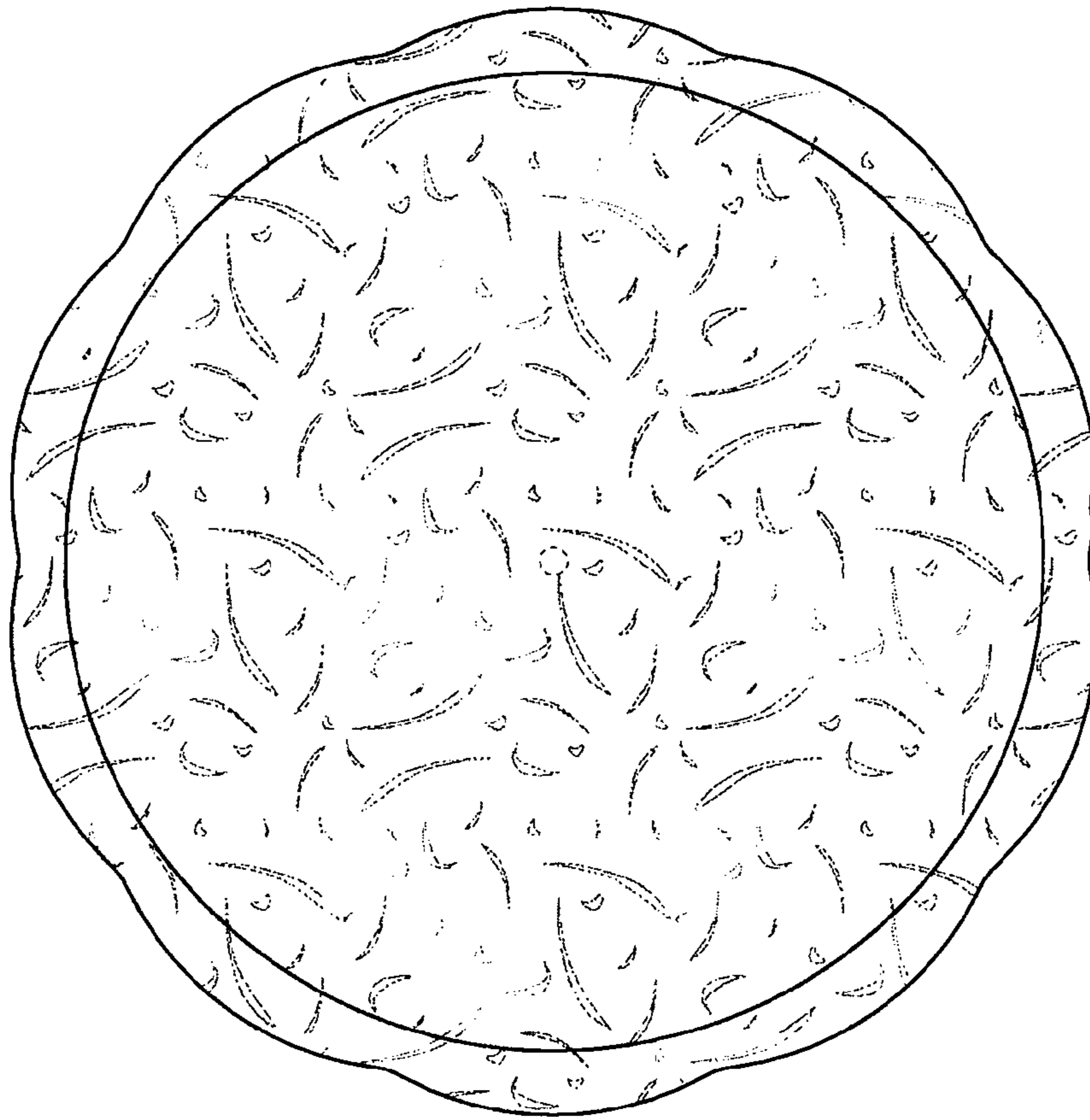


Fig.3

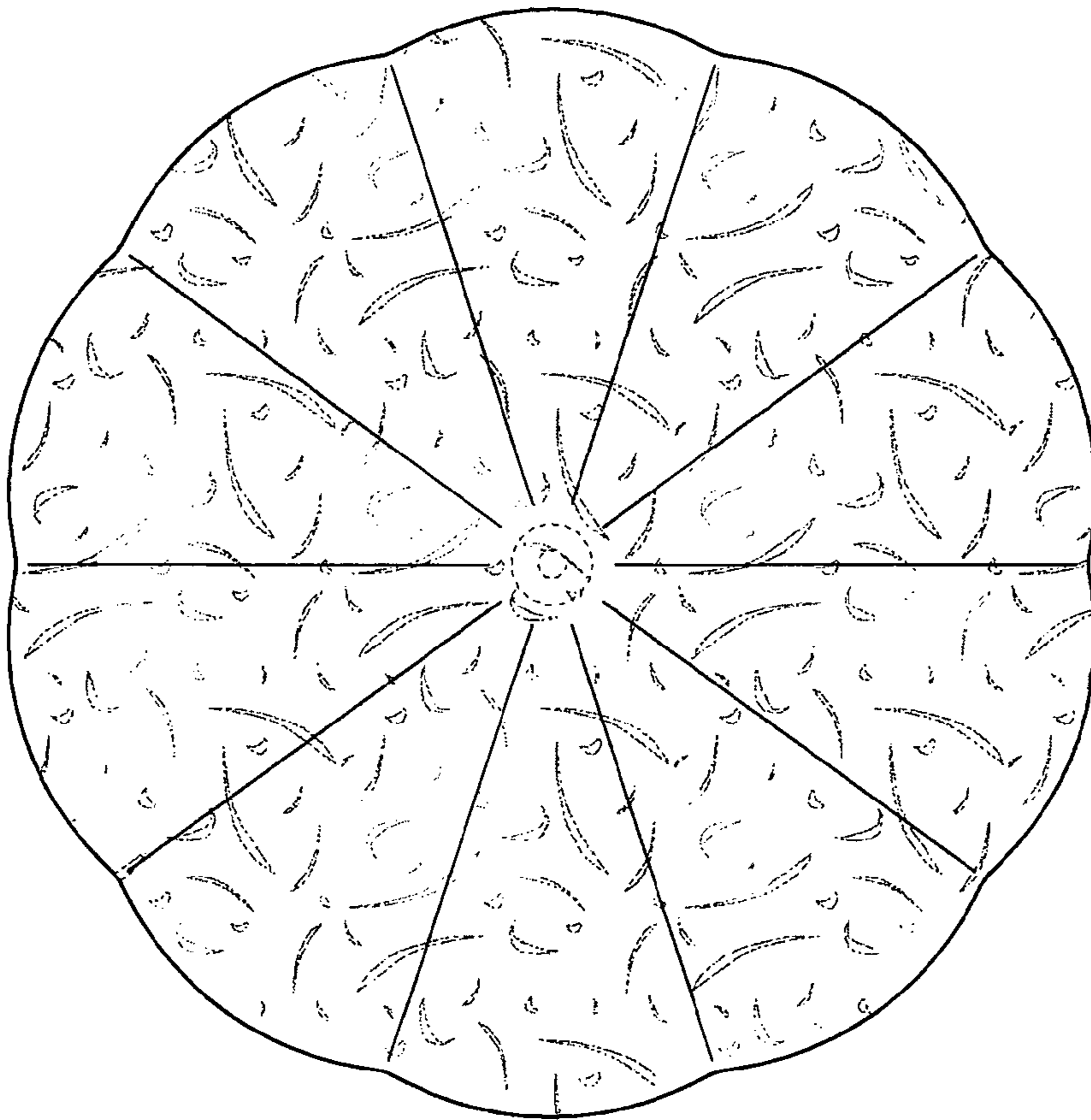


Fig.4