



US00D577834S

(12) **United States Design Patent**
Espinosa

(10) **Patent No.:** **US D577,834 S**

(45) **Date of Patent:** **** Sep. 30, 2008**

(54) **FENCE PALING**

D423,684 S * 4/2000 Olivera et al. D25/43
6,877,721 B2 * 4/2005 Calverley 256/24

(75) Inventor: **Oscar Espinosa**, 8357 NW. 194th Ter.,
Hialeah, FL (US) 33015

* cited by examiner

(73) Assignees: **Oscar Espinosa**, Hialeah, FL (US); **Ana Espinosa**, Hialeah, FL (US)

Primary Examiner—Doris Clark

(74) *Attorney, Agent, or Firm*—Frank L. Kubler

(**) Term: **14 Years**

(57) **CLAIM**

(21) Appl. No.: **29/288,183**

The ornamental design for a fence paling, as shown and described.

(22) Filed: **Jun. 1, 2007**

DESCRIPTION

(51) **LOC (8) Cl.** **25-01**

FIG. 1 is a top view of a fence paling showing my new design;

(52) **U.S. Cl.** **D25/126**

FIG. 2 is a front view thereof;

(58) **Field of Classification Search** D25/42,
D25/43, 44, 126; 256/19, 65.02, 65.14
See application file for complete search history.

FIG. 3 is a bottom view thereof;

FIG. 4 is a first side view thereof;

FIG. 5 is a second side view thereof;

FIG. 6 is a rear view thereof; and,

FIG. 7 is a perspective view thereof.

(56) **References Cited**

U.S. PATENT DOCUMENTS

D233,671 S * 11/1974 Gay D25/126

1 Claim, 3 Drawing Sheets

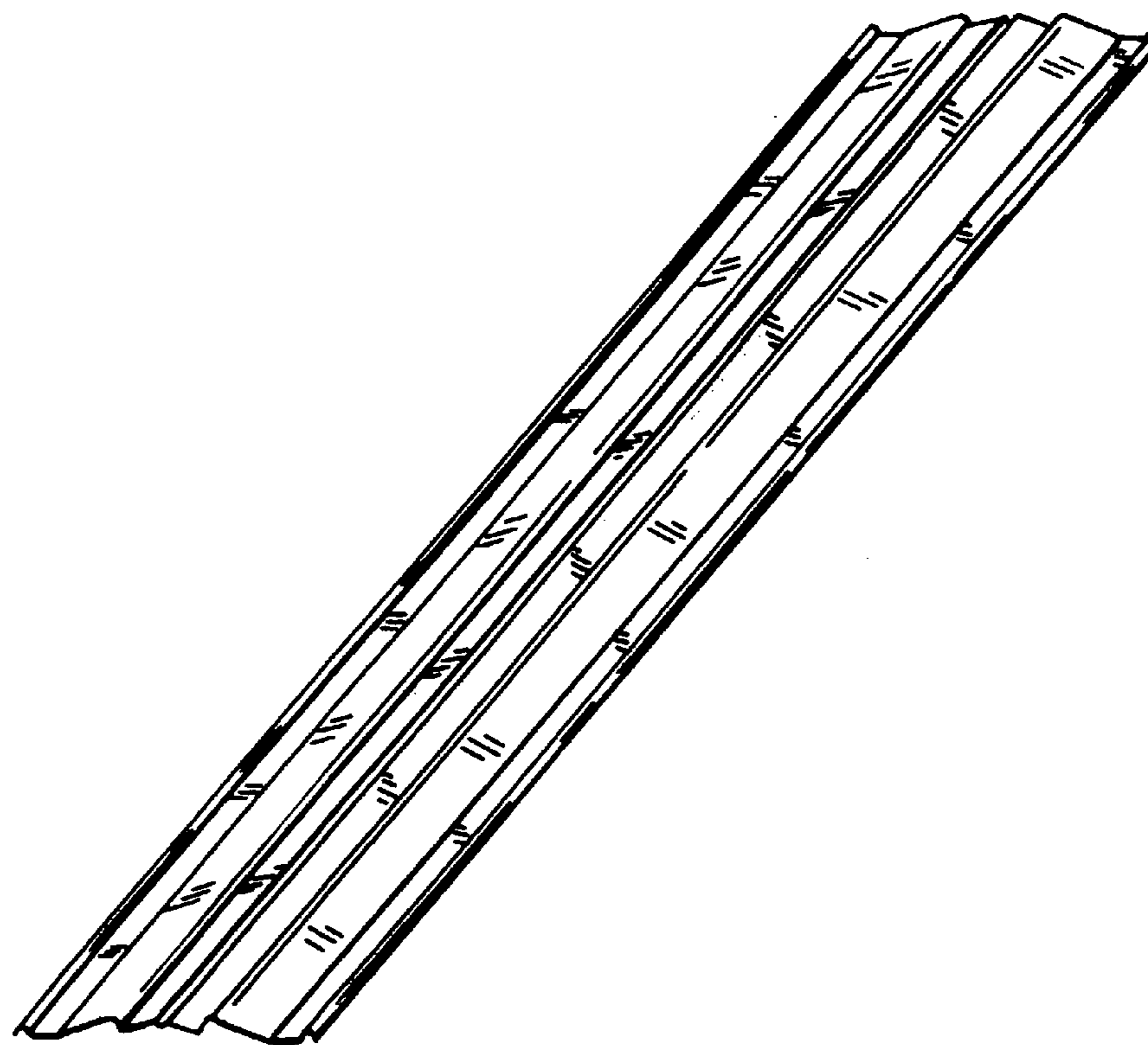




FIG. 1



FIG. 4




FIG. 2



FIG. 5



FIG. 3




FIG. 6

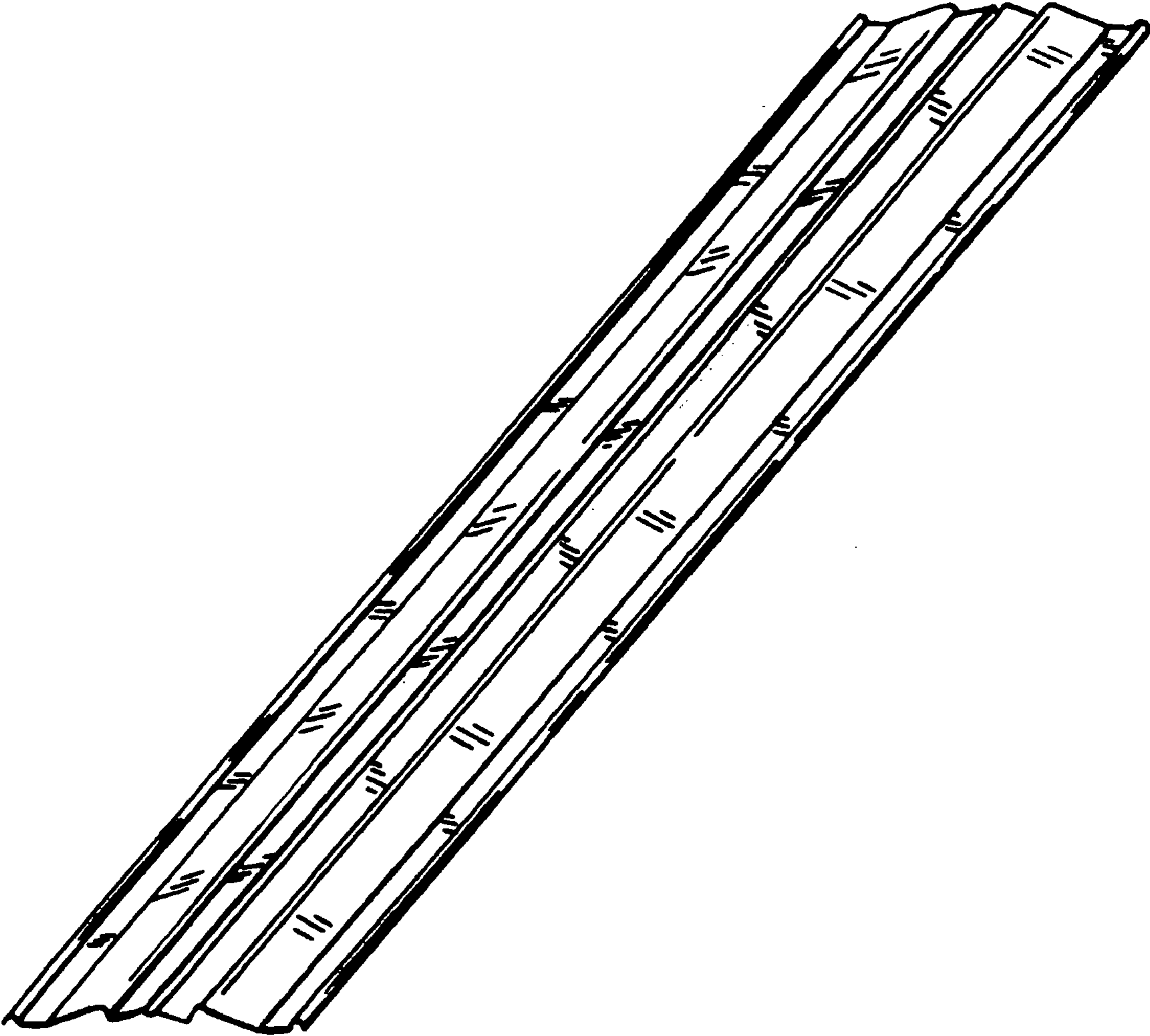


FIG. 7