



US00D577823S

(12) **United States Design Patent**  
**Hensler et al.**

(10) **Patent No.:** **US D577,823 S**  
(45) **Date of Patent:** **\*\* Sep. 30, 2008**

(54) **MEDICAL STROBOSCOPE**

2002/0028986 A1\* 3/2002 Thompson ..... 600/178  
2005/0240080 A1 10/2005 Diekmann et al. .... 600/182  
2007/0208225 A1\* 9/2007 Czaniera ..... 600/178

(75) Inventors: **Fritz Hensler**, Neuhausen (DE);  
**Clemens Rebholz**,  
Uhldingen-Muehlhofen (DE)

**FOREIGN PATENT DOCUMENTS**

(73) Assignee: **Karl Storz GmbH & Co. KG** (DE)

DE 199 55 180 12/2000  
DE 10 2004 008 458 9/2005  
DE 10 2004 052 847 5/2006

(\*\*) Term: **14 Years**

\* cited by examiner

(21) Appl. No.: **29/278,808**

*Primary Examiner*—Ian Simmons

(22) Filed: **Apr. 10, 2007**

*Assistant Examiner*—Christopher Lee

(30) **Foreign Application Priority Data**

(74) *Attorney, Agent, or Firm*—St. Onge Steward Johnston & Reens LLC

Oct. 11, 2006 (EM) ..... 000602586

(57) **CLAIM**

(51) **LOC (8) Cl.** ..... **24-02**

The ornamental design for a medical stroboscope, as shown and described.

(52) **U.S. Cl.** ..... **D24/138**

(58) **Field of Classification Search** ..... D24/137,  
D24/138, 135, 172, 150; D26/28-36, 24,  
D26/37; 600/178, 132, 140, 182, 109, 103,  
600/126, 101, 179, 180, 200, 203; 606/106;  
396/17, 263

**DESCRIPTION**

See application file for complete search history.

FIG. 1 is a front view of a medical stroboscope in accordance with the new design;

FIG. 2 is a left side view thereof;

FIG. 3 is a right side view thereof;

FIG. 4 is a rear view thereof;

FIG. 5 is a top view thereof;

FIG. 6 is a bottom view thereof; and,

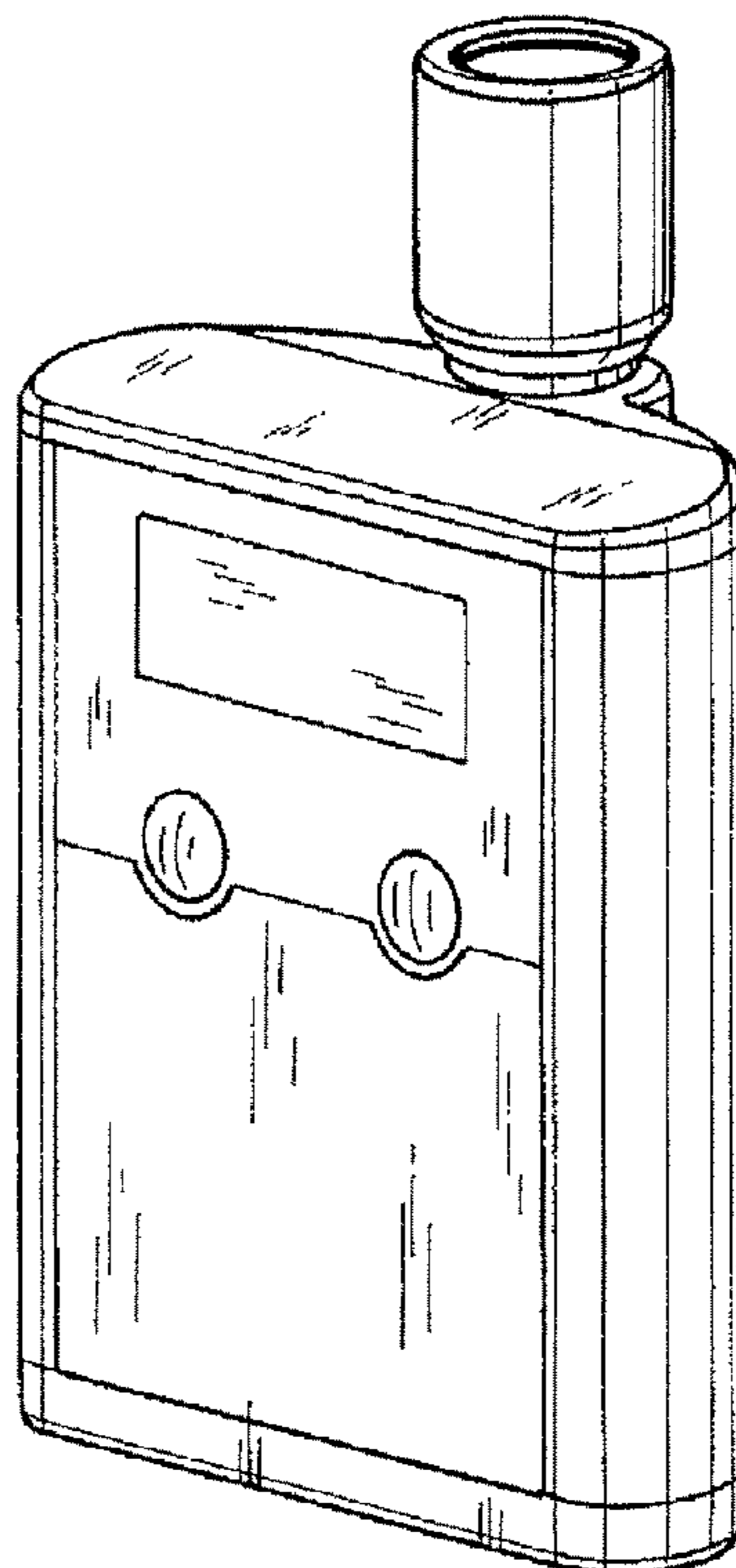
FIG. 7 is a top perspective view thereof.

(56) **References Cited**

**U.S. PATENT DOCUMENTS**

3,269,387 A 8/1966 Wallace ..... 128/6  
D270,481 S \* 9/1983 Whitright ..... D26/24  
5,702,345 A \* 12/1997 Wood et al. .... 600/109  
D492,805 S \* 7/2004 Woolfson ..... D26/37  
7,041,054 B2 \* 5/2006 Kloutz ..... 600/178

**1 Claim, 7 Drawing Sheets**



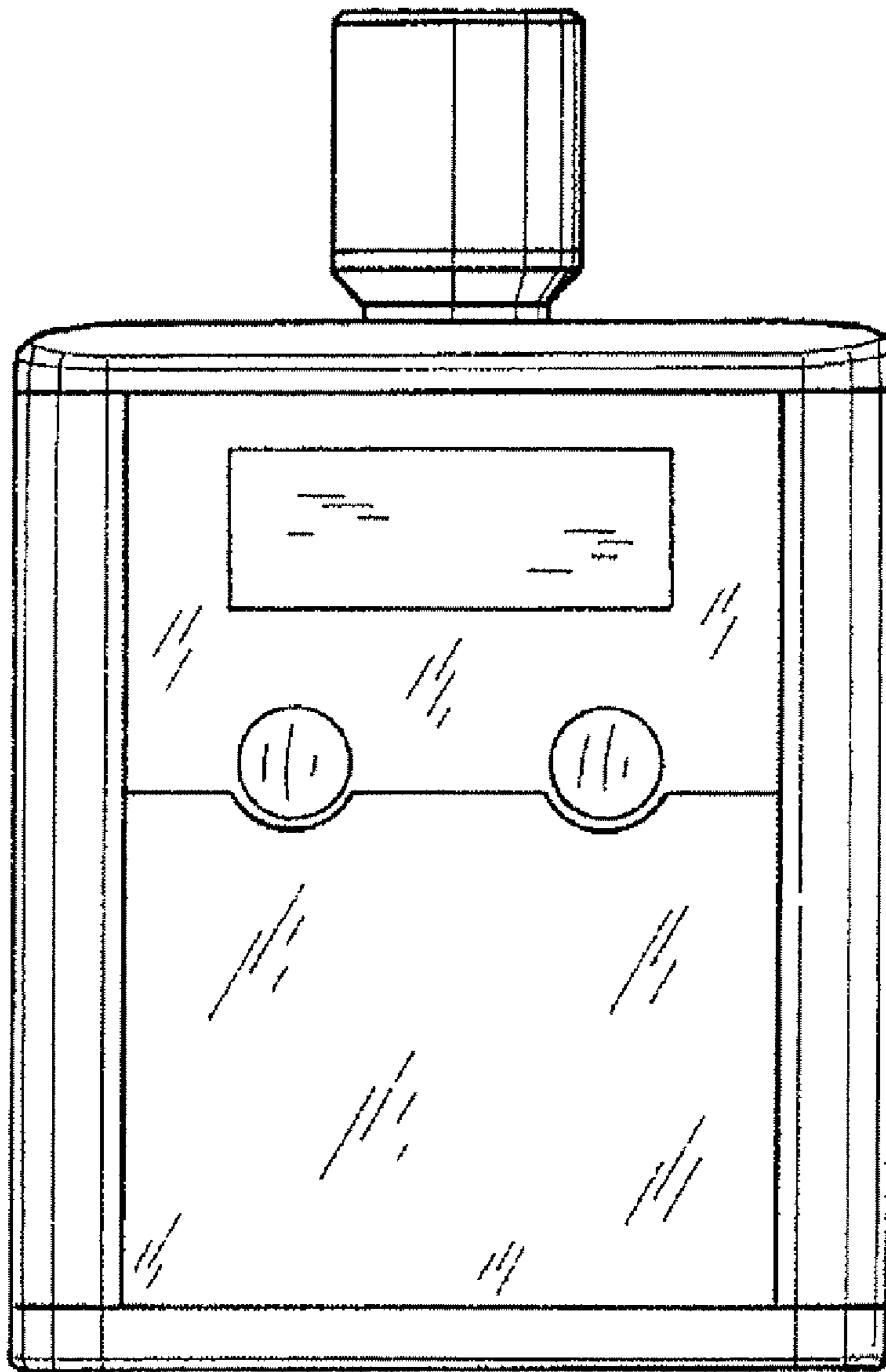


FIG. 1




FIG. 2




FIG. 3

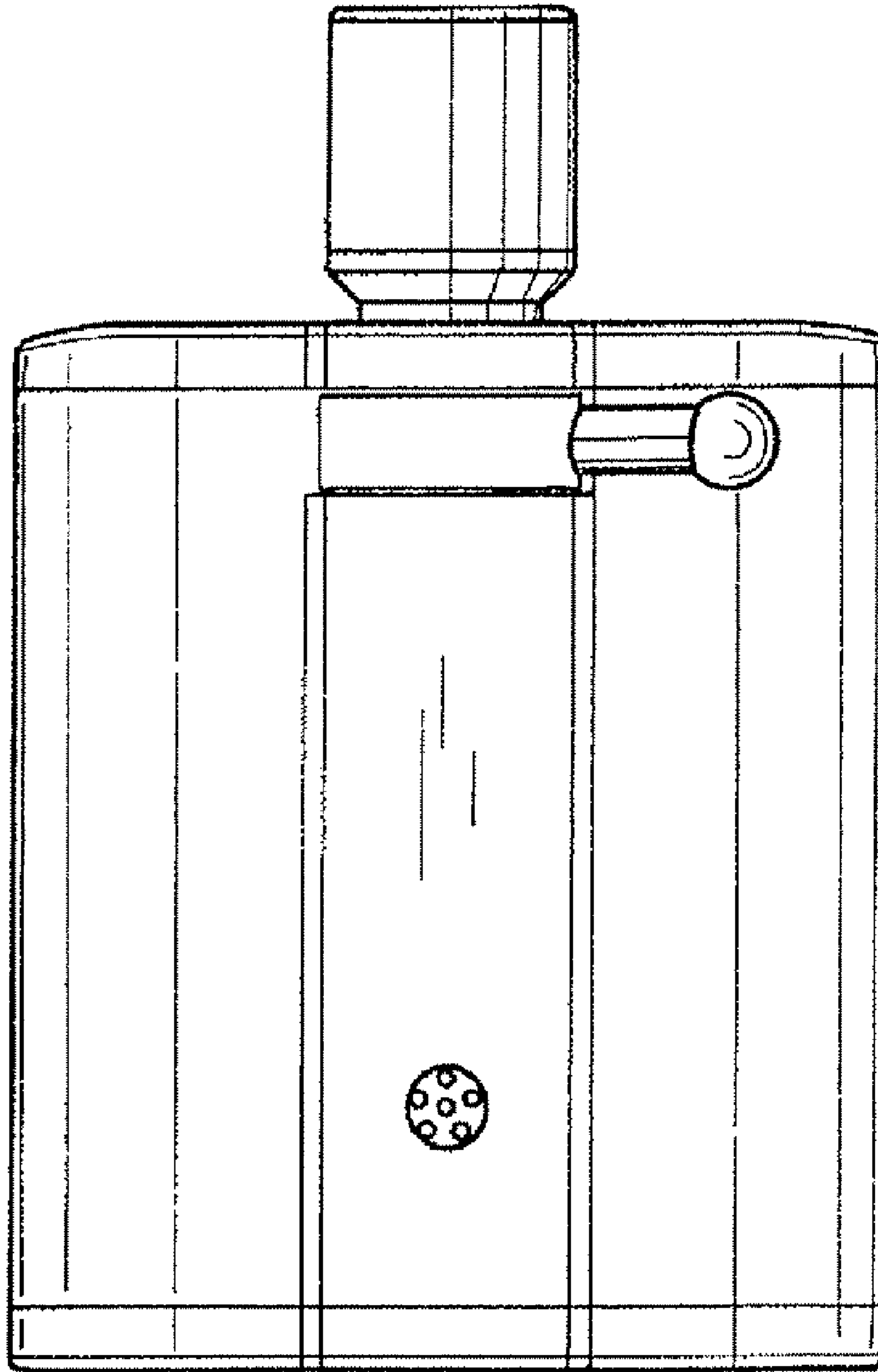


FIG. 4

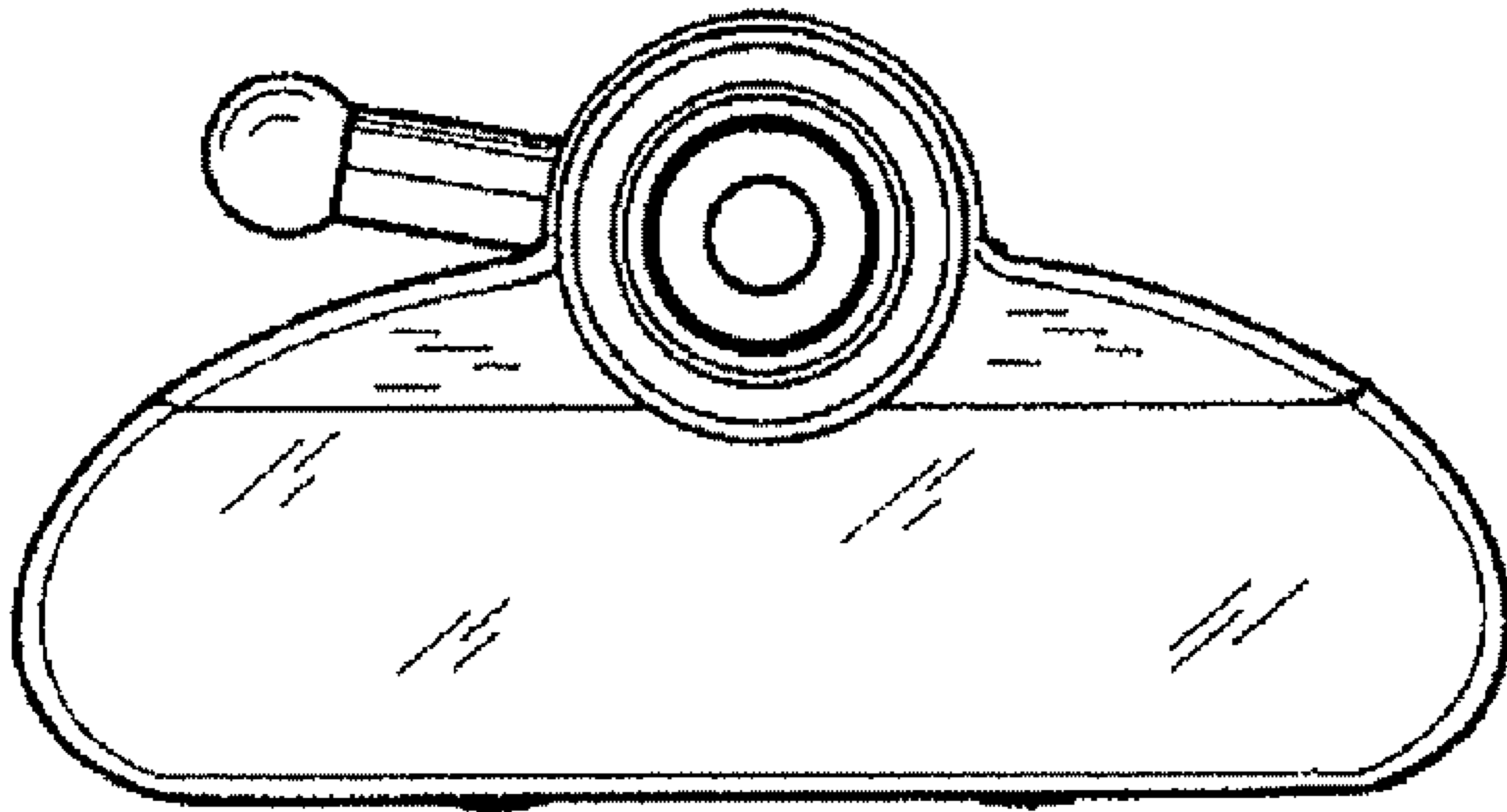


FIG. 5

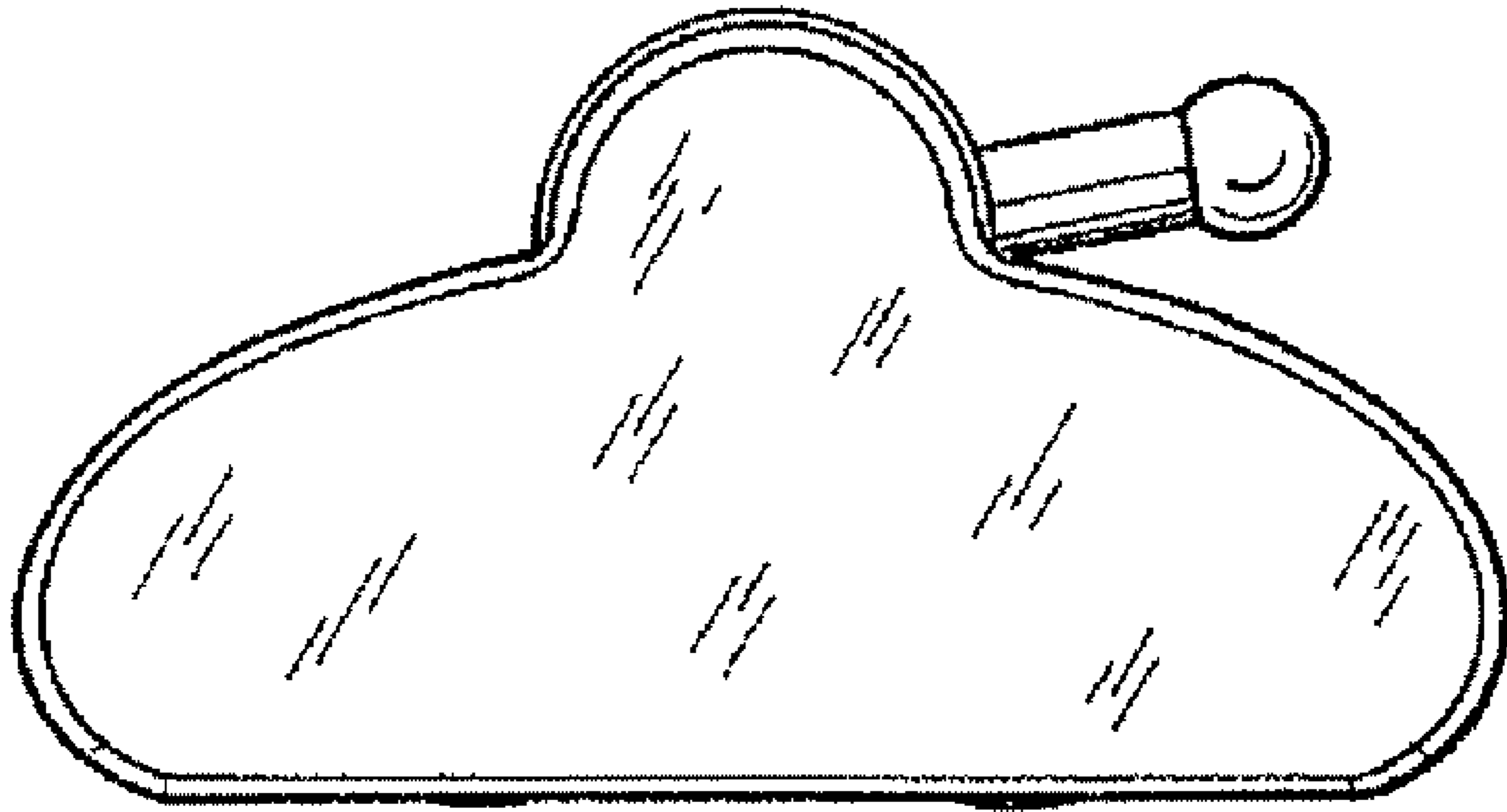


FIG. 6






FIG. 7