



US00D577822S

(12) **United States Design Patent**
Gallogly et al.

(10) **Patent No.:** **US D577,822 S**

(45) **Date of Patent:** **** Sep. 30, 2008**

(54) **MEDICAL FLUID ADAPTOR**

(75) Inventors: **Dale Marvin Gallogly**, Mount Vernon, OH (US); **Theodore J. Mosler**, Raleigh, NC (US)

(73) Assignee: **Smiths Medical ASD, Inc.**, Rockland, MA (US)

(**) Term: **14 Years**

(21) Appl. No.: **29/303,387**

(22) Filed: **Feb. 7, 2008**

Related U.S. Application Data

(62) Division of application No. 29/278,289, filed on Mar. 23, 2007.

(51) **LOC (8) Cl.** **24-02**

(52) **U.S. Cl.** **D24/130**

(58) **Field of Classification Search** D24/130, D24/129; 604/533-539

See application file for complete search history.

(56) **References Cited**

U.S. PATENT DOCUMENTS

D270,568 S	9/1983	Armstrong	
D282,284 S	1/1986	McCord et al.	
4,834,716 A	5/1989	Ogle, II	
D314,622 S	2/1991	Andersson et al.	
D321,252 S	10/1991	Jepson et al.	
5,071,413 A	12/1991	Utterberg	
5,100,394 A	3/1992	Dudar et al.	
5,114,400 A	5/1992	Lynn	
5,135,489 A	8/1992	Jepson et al.	
5,158,554 A *	10/1992	Jepson et al.	604/539
5,183,469 A	2/1993	Capaccio	
5,199,948 A	4/1993	McPhee	
5,201,717 A	4/1993	Wyatt et al.	
5,312,346 A	5/1994	Han	
5,356,396 A	10/1994	Wyatt et al.	
D362,718 S	9/1995	Deily et al.	
5,447,495 A	9/1995	Lynn et al.	
5,466,219 A	11/1995	Lynn et al.	
5,474,546 A	12/1995	Ambrisco et al.	
5,603,706 A	2/1997	Wyatt et al.	

5,632,735 A *	5/1997	Wyatt et al.	604/539
5,658,260 A	8/1997	Desecki et al.	
D393,722 S	4/1998	Fangrow et al.	
5,810,792 A *	9/1998	Fangrow et al.	604/533
6,050,978 A	4/2000	Orr et al.	
6,171,287 B1	1/2001	Lynn et al.	
6,387,086 B2	5/2002	Mathias et al.	
7,081,109 B2 *	7/2006	Tighe et al.	604/538
2002/0143297 A1	10/2002	Francavilla et al.	
2003/0120221 A1	6/2003	Vaillancourt	

FOREIGN PATENT DOCUMENTS

WO 9422524 10/1994

OTHER PUBLICATIONS

Photograph of Secure sample site and shrouded needle.
Photograph of Safeset sample site and blunt cannula/adaptor.
Photograph of Vamp/Vamp Plus sample site and blunt cannula/adaptor.

* cited by examiner

Primary Examiner—Louis S Zarfaz

Assistant Examiner—Eric L Goodman

(74) *Attorney, Agent, or Firm*—Wood, Herron & Evans, LLP

(57) **CLAIM**

The ornamental design for a medical fluid adaptor, as shown and described.

DESCRIPTION

FIG. 1 is an upper perspective view of our new, original and ornamental design;

FIG. 2 is a lower perspective view thereof;

FIG. 3 is a front elevational view thereof, the rear elevational view being a mirror image thereof;

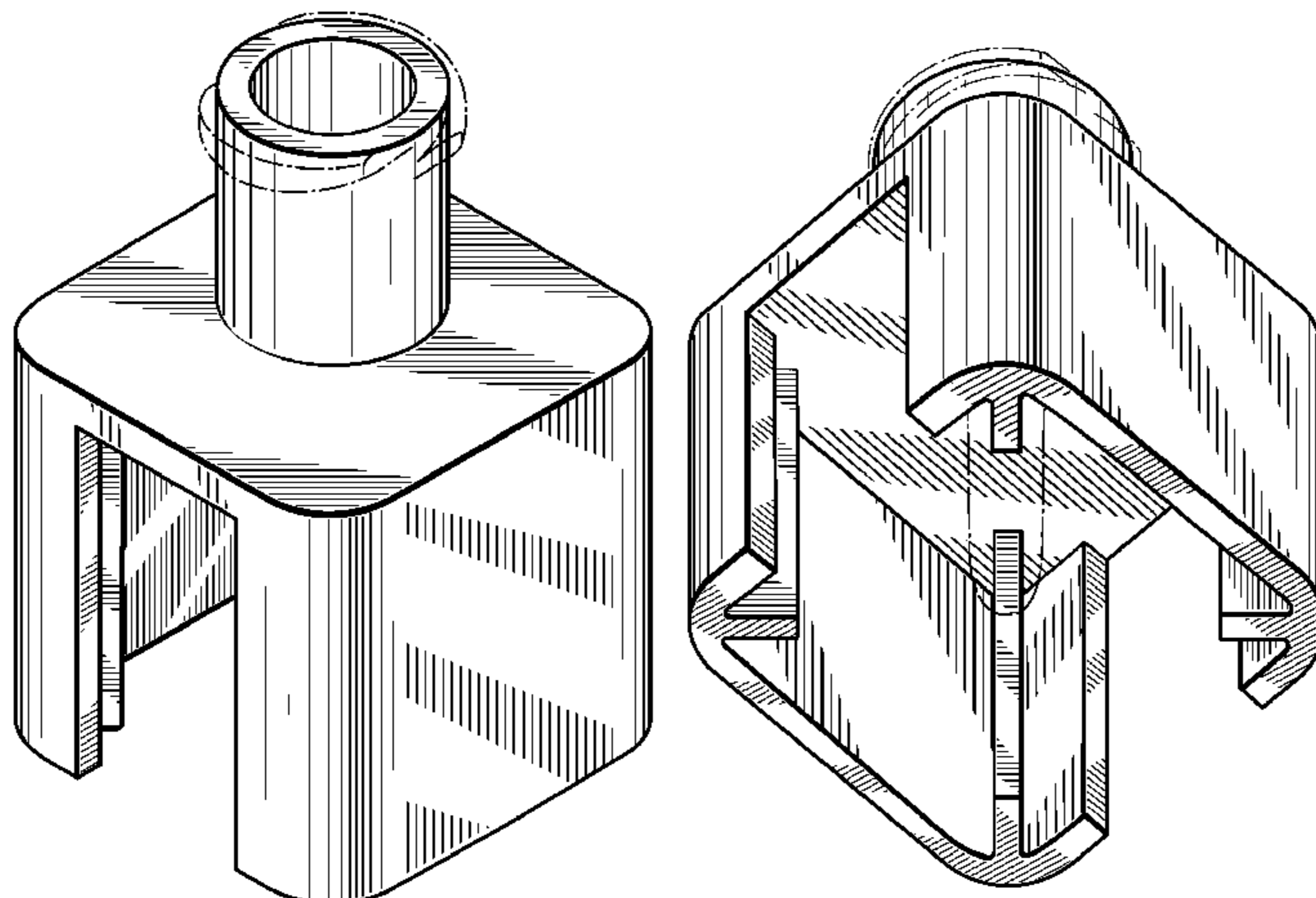
FIG. 4 is a right side elevational view thereof, the left side elevational view being a mirror image thereof;

FIG. 5 is a top plan view thereof; and,

FIG. 6 is a bottom plan view thereof.

The structure shown in phantom is for illustrative purposes only and forms no part of the claimed design.

1 Claim, 2 Drawing Sheets



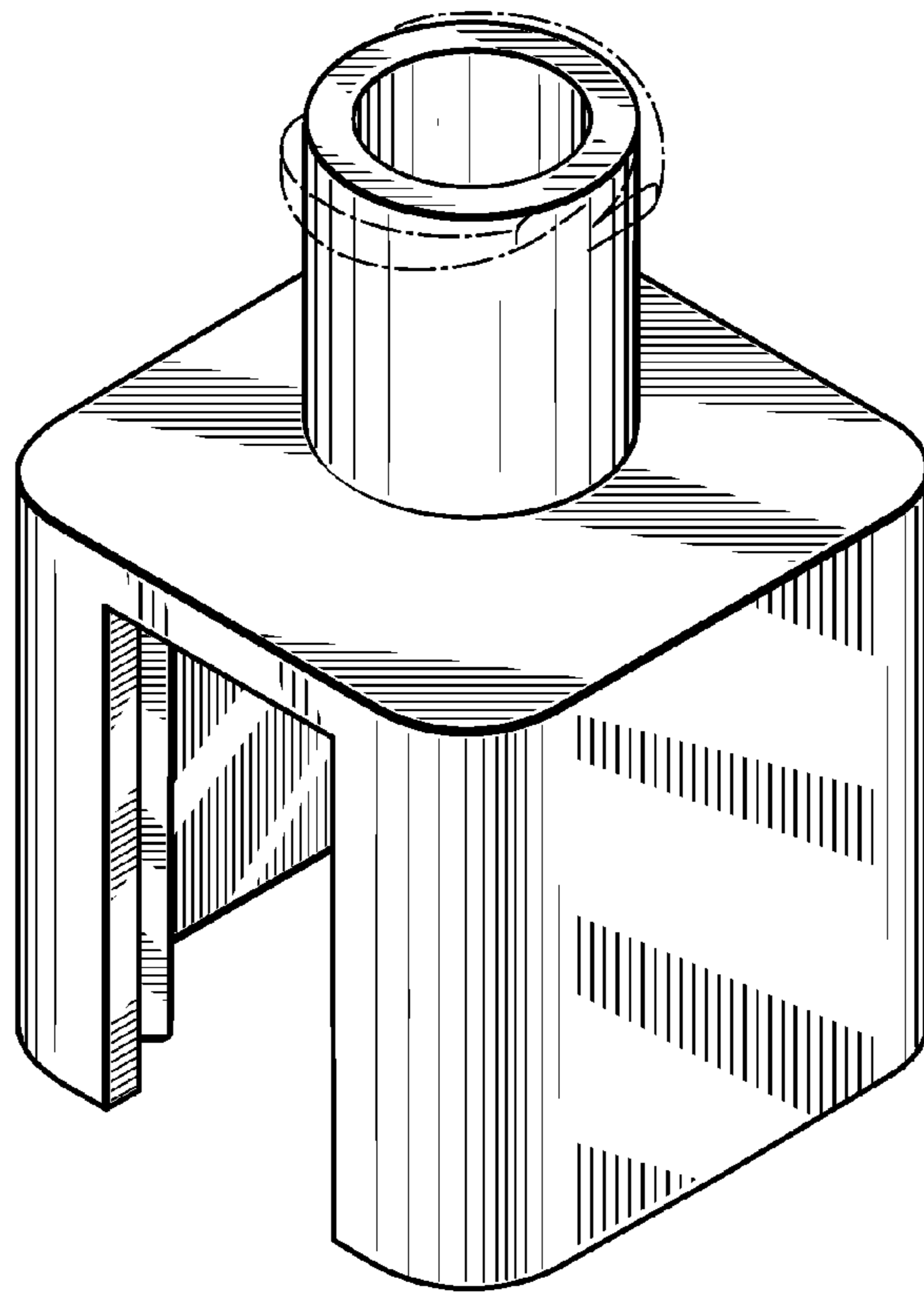


FIG. 1

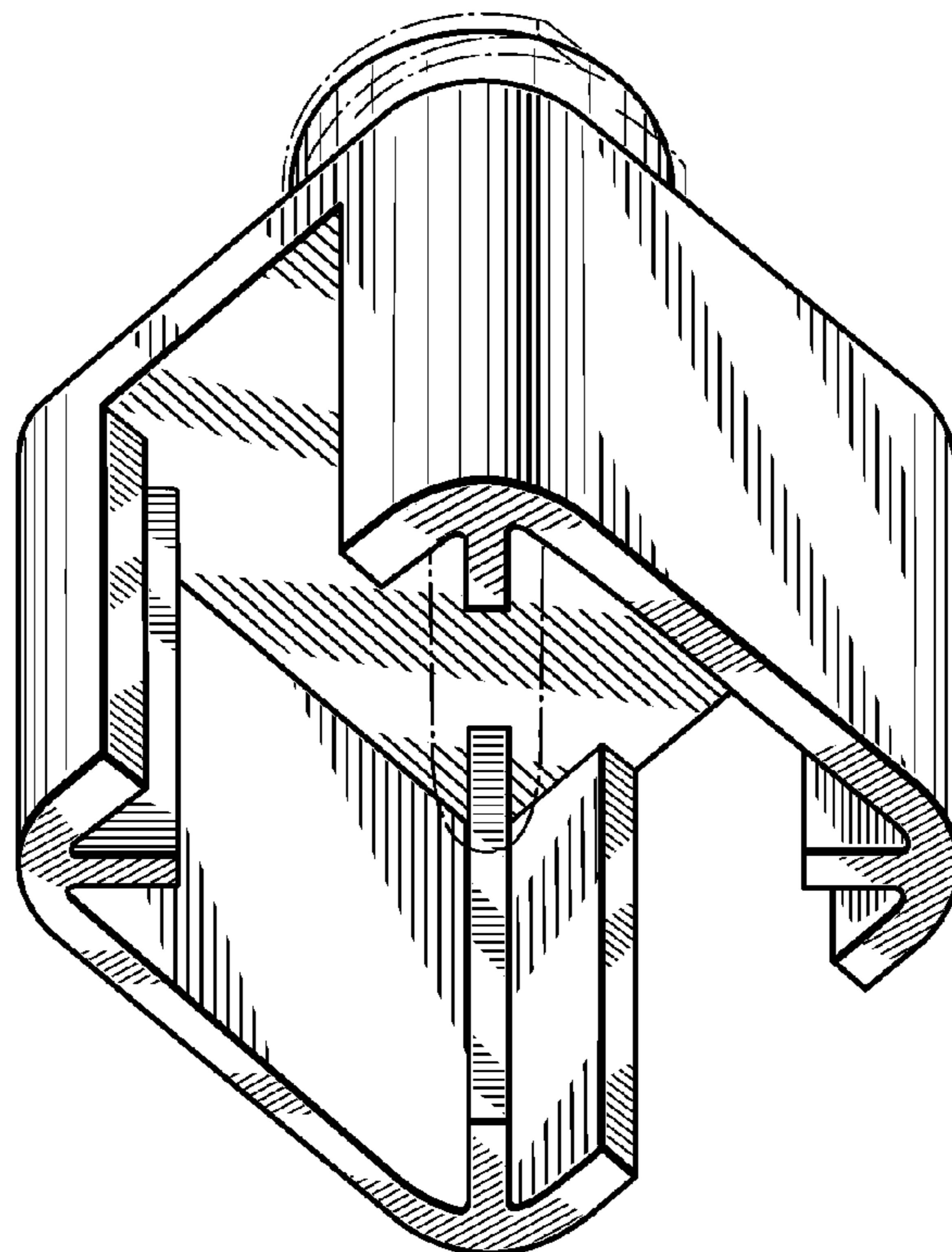


FIG. 2

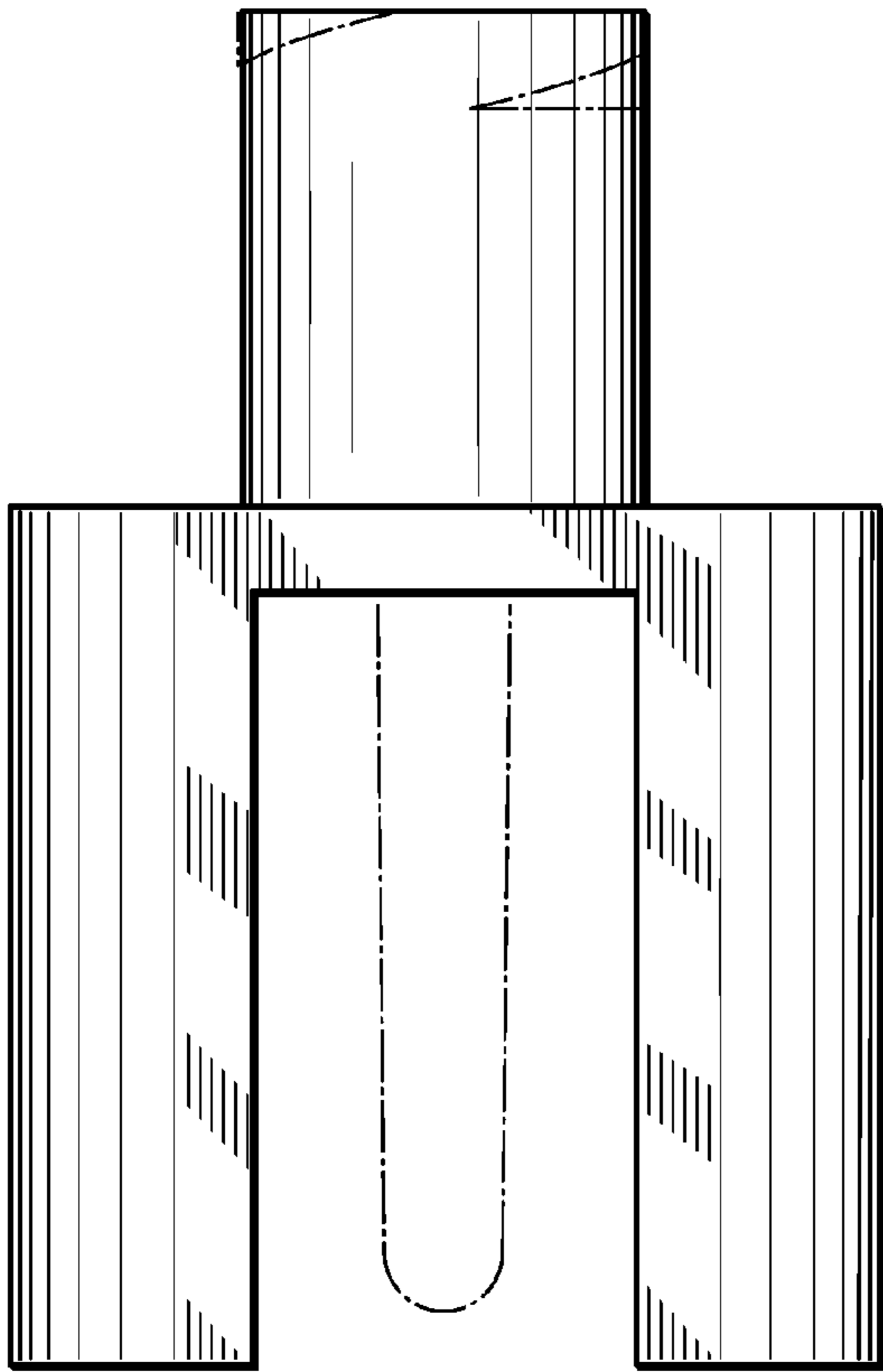


FIG. 3

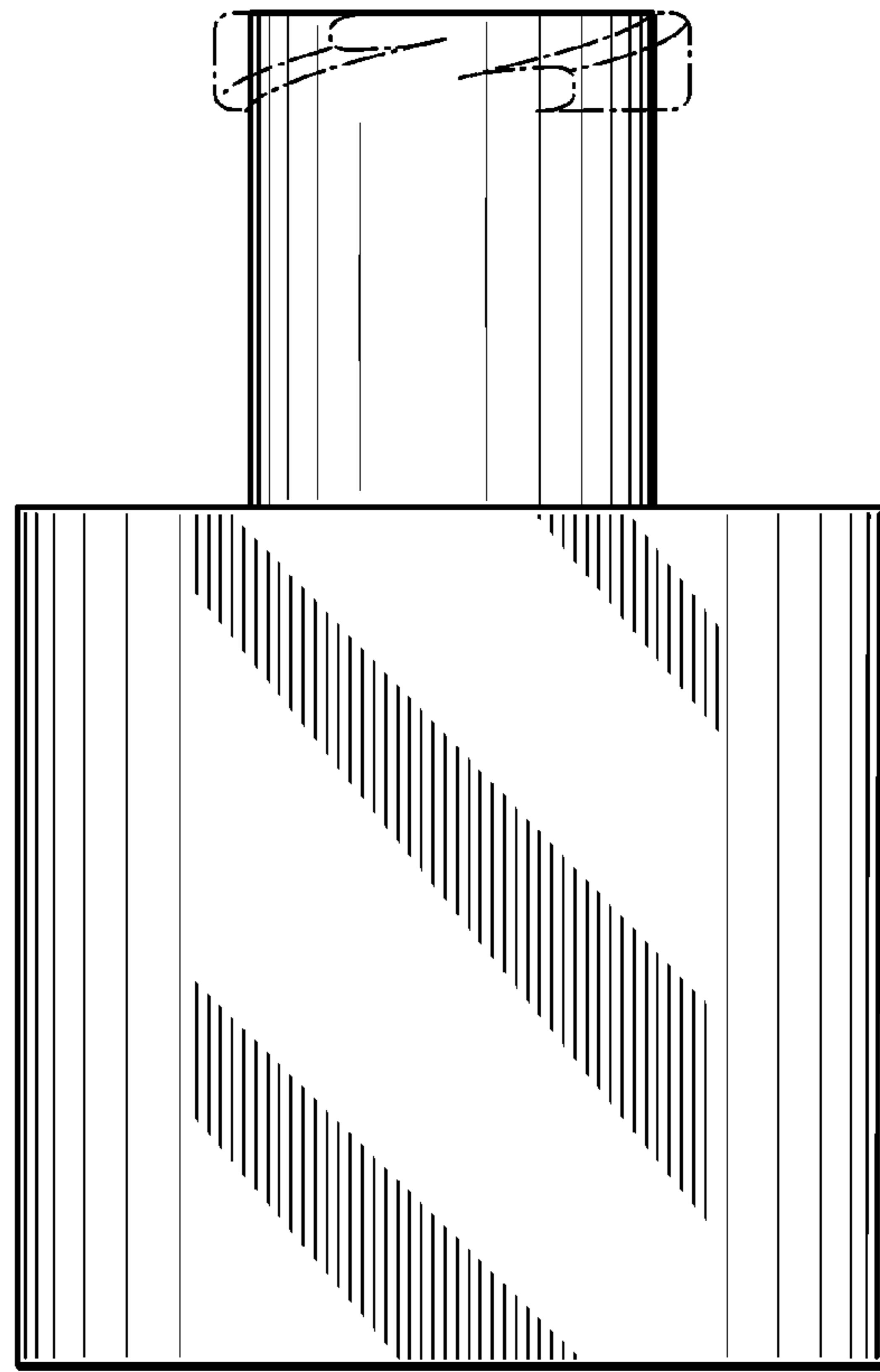


FIG. 4




FIG. 5

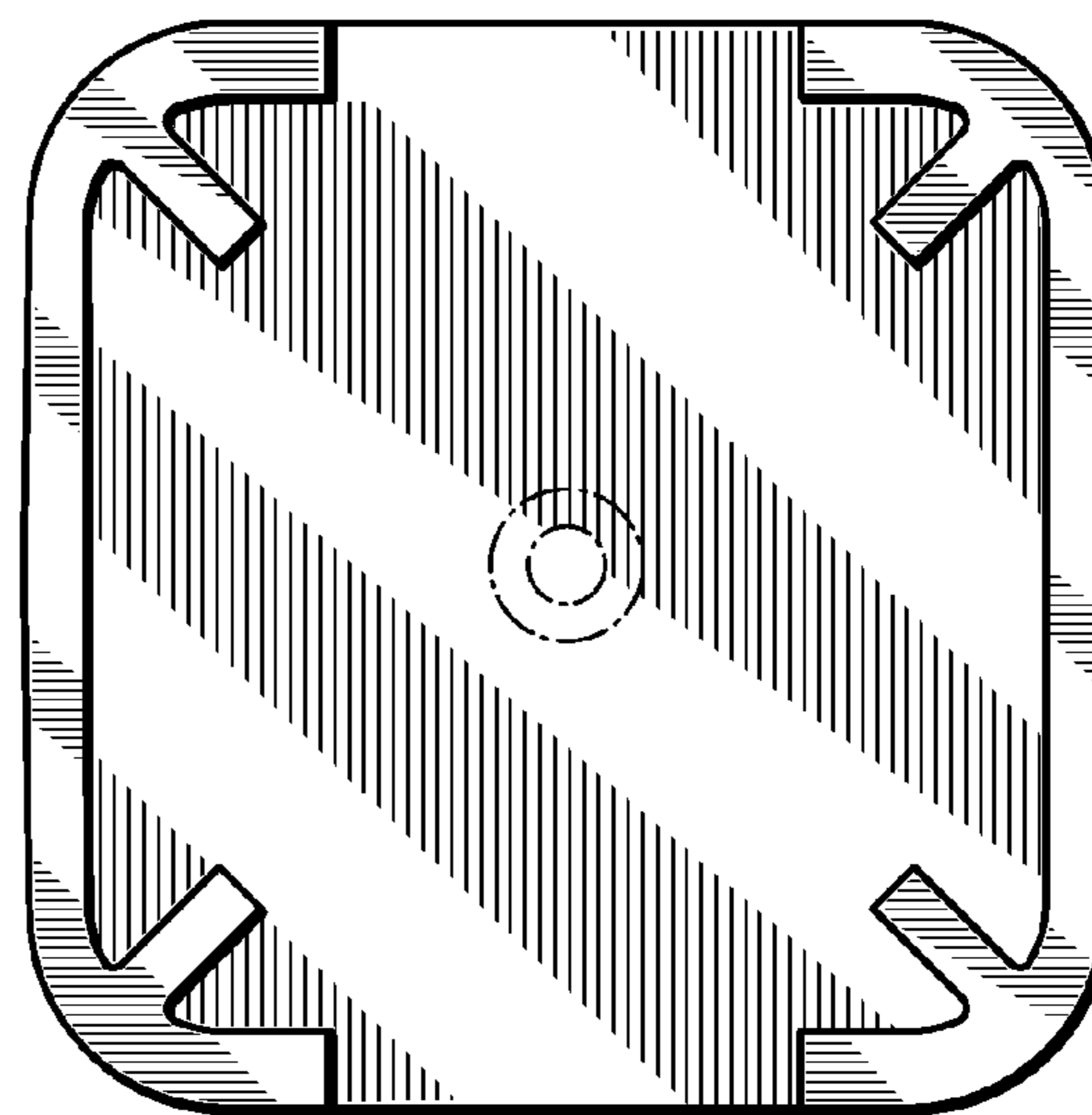


FIG. 6