



US00D577809S

(12) **United States Design Patent**
Frisch

(10) **Patent No.:** **US D577,809 S**
(45) **Date of Patent:** **** Sep. 30, 2008**

(54) **COMBINED CEILING FAN MOTOR HOUSING AND FAN BLADE BRACKET**

Primary Examiner—Lisa P Lichtenstein
(74) *Attorney, Agent, or Firm*—Ming Chow; Sinorica, LLC

(75) Inventor: **David Frisch**, Tucson, AZ (US)

(57) **CLAIM**

(73) Assignee: **Air Cool Industrial Co., Ltd.**, Taichung (TW)

I claim the ornamental design for a combined ceiling fan motor housing and fan blade bracket, as shown and described.

(**) Term: **14 Years**

(21) Appl. No.: **29/297,781**

DESCRIPTION

(22) Filed: **Nov. 17, 2007**

(51) **LOC (8) Cl.** **23-04**

(52) **U.S. Cl.** **D23/411**

(58) **Field of Classification Search** D23/377,
D23/379, 385, 411, 413; 416/5

See application file for complete search history.

FIG. 1 is a front perspective view of a combined ceiling fan motor housing and fan blade bracket showing my new design;

FIG. 2 is a front elevational view thereof;

FIG. 3 is a rear elevational view thereof.

FIG. 4 is a left side elevational view thereof;

FIG. 5 is a right side elevational view thereof;

FIG. 6 is a top plan view thereof; and

FIG. 7 is a bottom plan view thereof; and,

FIG. 8 is a front end view of the bath accessory base in accordance with my design, shown in its environment thereof.

The broken line showing of the canopy, support rod and blades is included for the purpose of illustrating environmental structure and forms no part of the claimed design.


(56) **References Cited**

U.S. PATENT DOCUMENTS

D480,129 S *	9/2003	Curtin	D23/377
D480,797 S *	10/2003	Young	D23/411
D513,532 S	1/2006	Flores		
D514,690 S *	2/2006	Flores	D23/411
D520,632 S	5/2006	Tai		
D522,646 S *	6/2006	Wang	D23/411
D530,812 S	10/2006	Guthrie		
D544,597 S *	6/2007	Ertze	D23/411
D551,339 S *	9/2007	Shurtleff	D23/411

* cited by examiner

1 Claim, 7 Drawing Sheets






FIG. 1

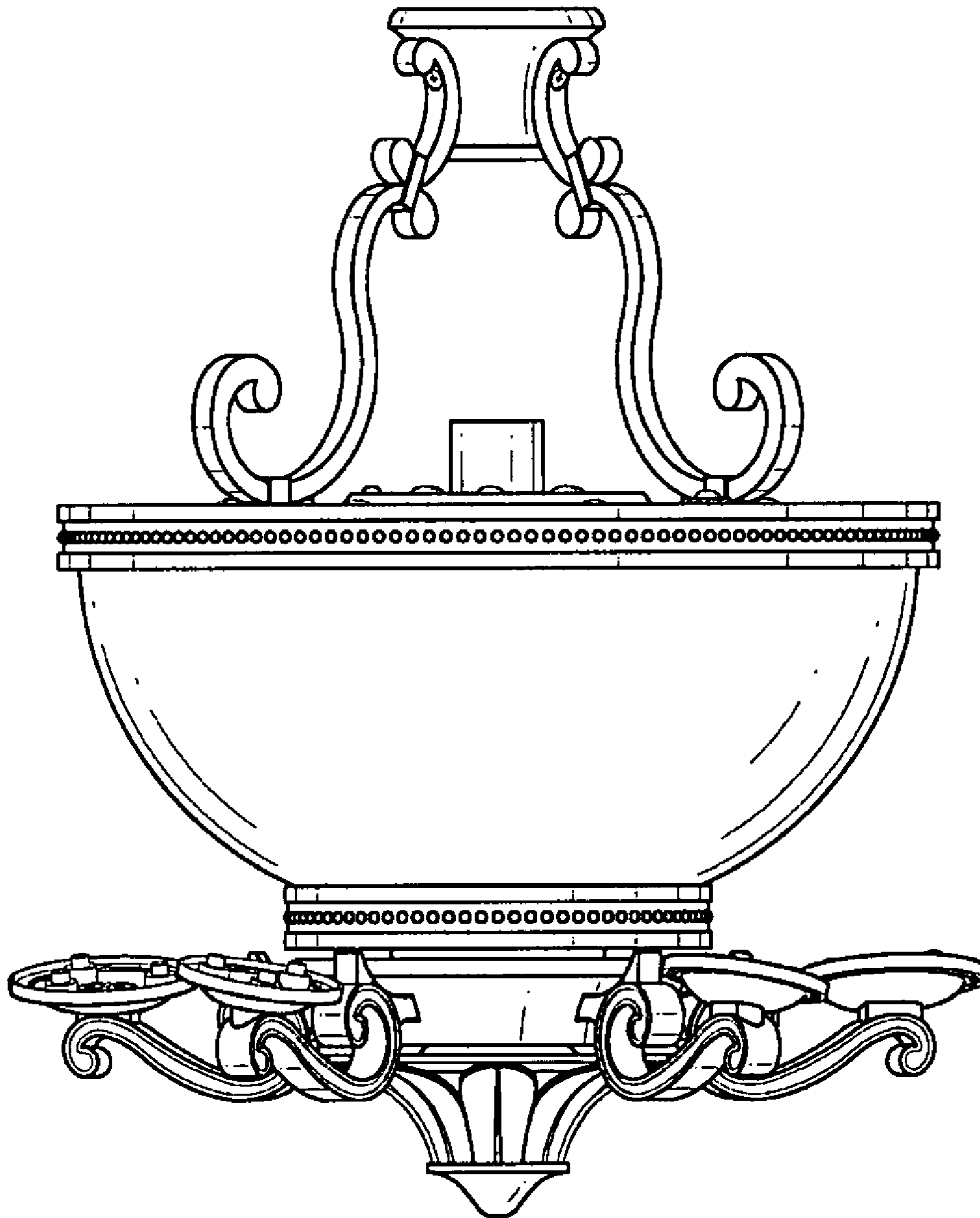


FIG. 2




FIG. 3




FIG. 4




FIG. 5




FIG. 6




FIG. 7




FIG. 8