



US00D577806S

(12) **United States Design Patent**
Grey et al.

(10) **Patent No.:** **US D577,806 S**
(45) **Date of Patent:** **** Sep. 30, 2008**

(54) **DOWNDRAFT DEVICE FOR A COOKING APPLIANCE**
(75) Inventors: **Jonathan Grey**, New Bern, NC (US);
Joachim Gruetzke, New Bern, NC (US)

Primary Examiner—Lisa P Lichtenstein
(74) *Attorney, Agent, or Firm*—Russell W. Warnock; James E. Howard

(73) Assignee: **BSH Home Appliances Corporation**,
Huntington Beach, CA (US)

(57) **CLAIM**

The ornamental design for a downdraft device for a cooking appliance, as shown and described.

(**) Term: **14 Years**
(21) Appl. No.: **29/272,398**
(22) Filed: **Feb. 6, 2007**

DESCRIPTION

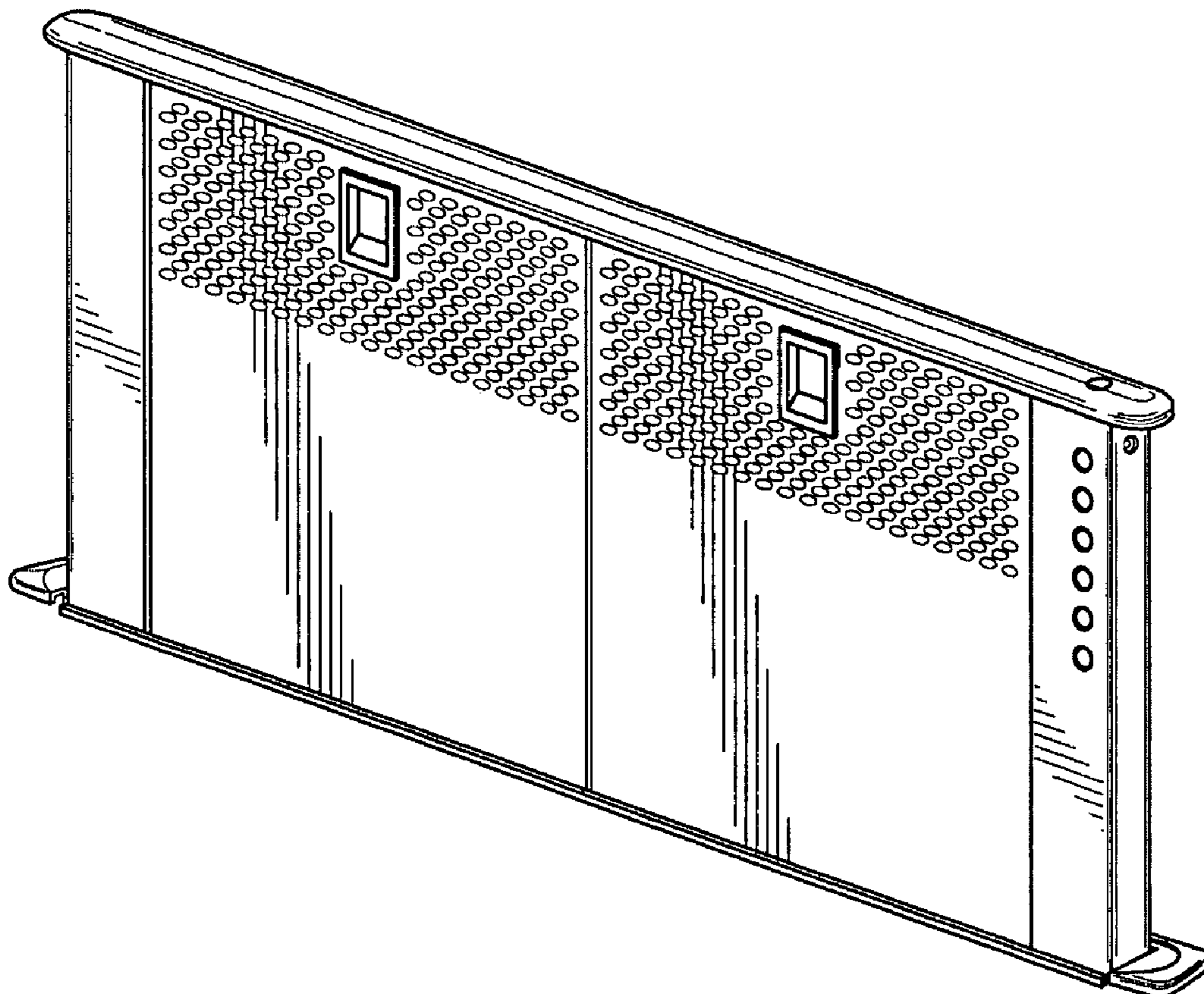
(51) **LOC (8) Cl.** **23-04**
(52) **U.S. Cl.** **D23/372**
(58) **Field of Classification Search** D23/372,
D23/371, 370, 388, 385; D7/406; 126/299 D,
126/299 R; 454/349, 354
See application file for complete search history.

FIG. 1 is a perspective view of one embodiment of the downdraft device for a cooking appliance showing our ornamental design;
FIG. 2 is a front plan view of the one embodiment of a downdraft device for a cooking appliance embodiment shown in FIG. 1;
FIG. 3 is a top view of the one embodiment of a downdraft device for a cooking appliance embodiment shown in FIG. 1;
FIG. 4 is a left view of the one embodiment of a downdraft device for a cooking appliance embodiment shown in FIG. 1; and,
FIG. 5 is a right view of the one embodiment of a downdraft device for a cooking appliance embodiment shown in FIG. 1.

(56) **References Cited**
U.S. PATENT DOCUMENTS
D532,507 S * 11/2006 Vetter D23/372

* cited by examiner

1 Claim, 5 Drawing Sheets



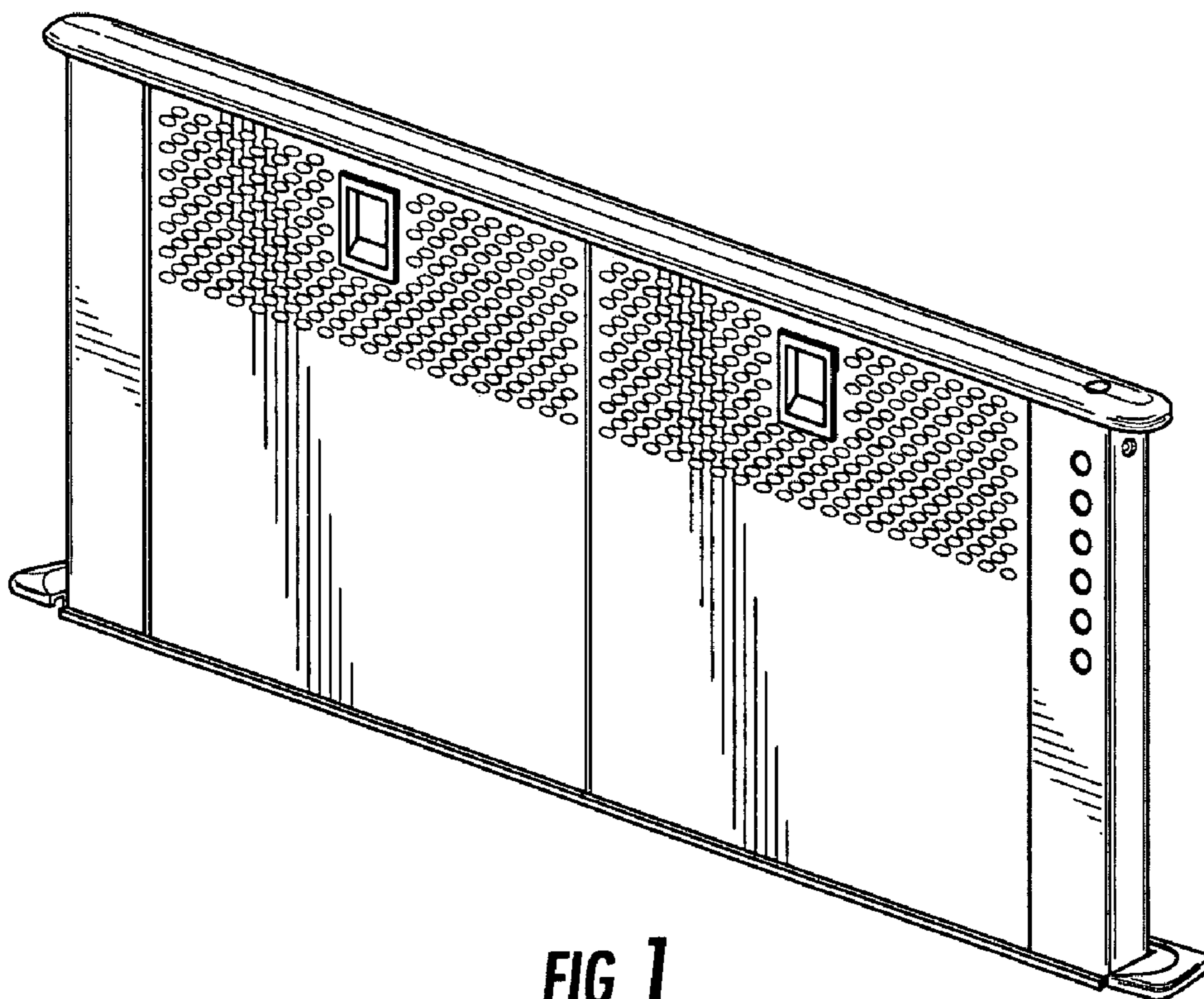


FIG. 1

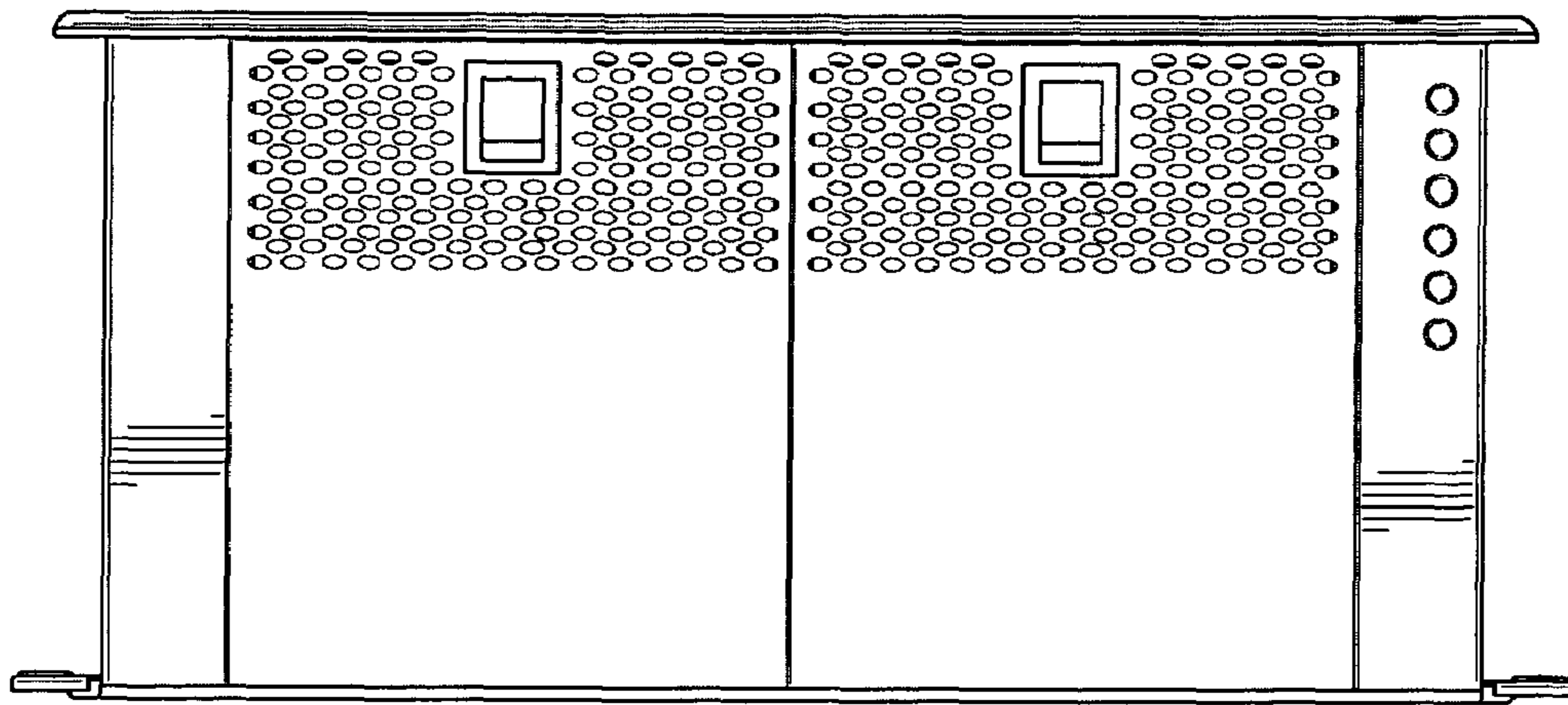


FIG. 2




FIG. 3

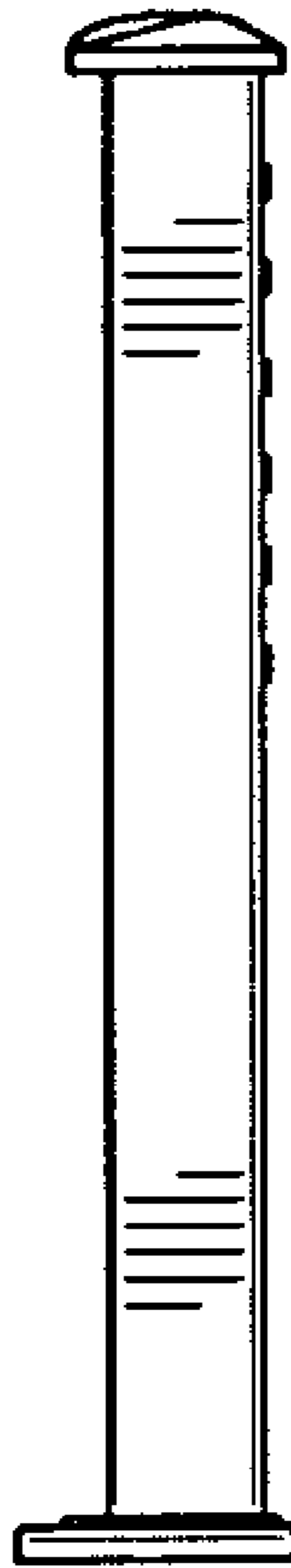


FIG. 4

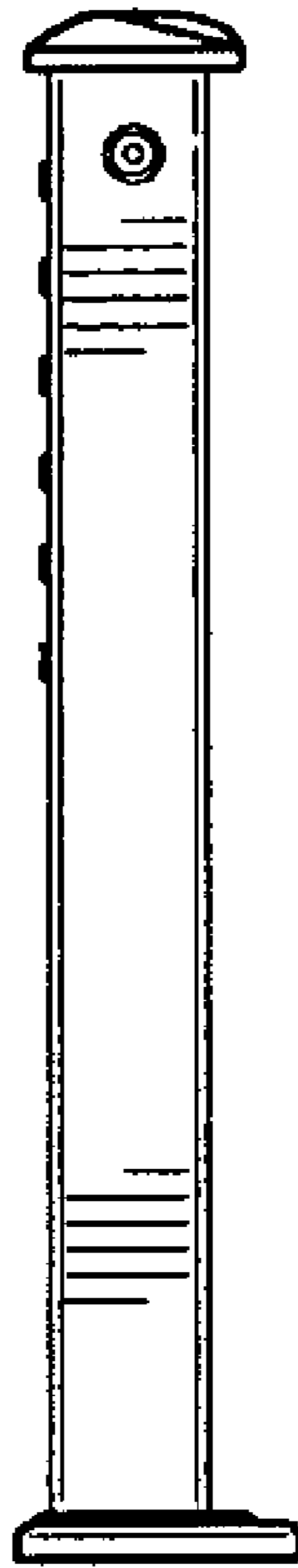


FIG. 5