



US00D577804S

(12) **United States Design Patent**  
**Fabrega et al.**

(10) **Patent No.:** **US D577,804 S**  
(45) **Date of Patent:** **\*\* Sep. 30, 2008**

(54) **AIR FRESHENER**

(75) Inventors: **Ruben Garcia Fabrega**, Cerdanyola Del Valles (ES); **David Moreno Perez**, Cerdanyola Del Valles (ES)

(73) Assignee: **Zobebe Espana, S.A.** (ES)

(\*\*) Term: **14 Years**

(21) Appl. No.: **29/302,058**

(22) Filed: **Jan. 9, 2008**

(30) **Foreign Application Priority Data**

Jul. 9, 2007 (EP) ..... 000754478

(51) **LOC (8) Cl.** ..... **28-99**

(52) **U.S. Cl.** ..... **D23/366**

(58) **Field of Classification Search** ..... D23/355-369;  
261/DIG. 17, DIG. 42, DIG. 65, DIG. 88,  
261/DIG. 89; D28/5, 6; 392/386, 390-394,  
392/401, 404, 406; 239/34, 35, 41-44, 53-60,  
239/136, 326

See application file for complete search history.

(56) **References Cited**

**U.S. PATENT DOCUMENTS**

D346,856 S \* 5/1994 Kany ..... D23/368  
D372,526 S \* 8/1996 Rymer ..... D23/366  
D376,420 S \* 12/1996 Rymer ..... D23/368  
5,788,155 A \* 8/1998 Martin et al. .... 239/34

5,975,427 A \* 11/1999 Harries ..... 239/34  
D438,607 S \* 3/2001 Edwards et al. .... D23/366  
D516,193 S \* 2/2006 Caserta et al. .... D23/366  
D518,162 S \* 3/2006 Miro ..... D23/366  
D532,506 S \* 11/2006 Caserta et al. .... D23/366  
D545,956 S \* 7/2007 Mattan et al. .... D23/366  
D549,312 S \* 8/2007 Caserta et al. .... D23/360  
D551,749 S \* 9/2007 Caserta et al. .... D23/366  
D553,230 S \* 10/2007 Caserta et al. .... D23/360

\* cited by examiner

*Primary Examiner*—Sandra Snapp

(74) *Attorney, Agent, or Firm*—Cantor Colburn LLP

(57) **CLAIM**

We claim, the ornamental design for a air freshener, as shown and described.

**DESCRIPTION**

FIG. 1 is a front perspective view of an air freshener, showing our new design;

FIG. 2 is a rear perspective view thereof;

FIG. 3 is a front elevation view thereof;

FIG. 4 is a side view thereof taken from the right of FIG. 3;

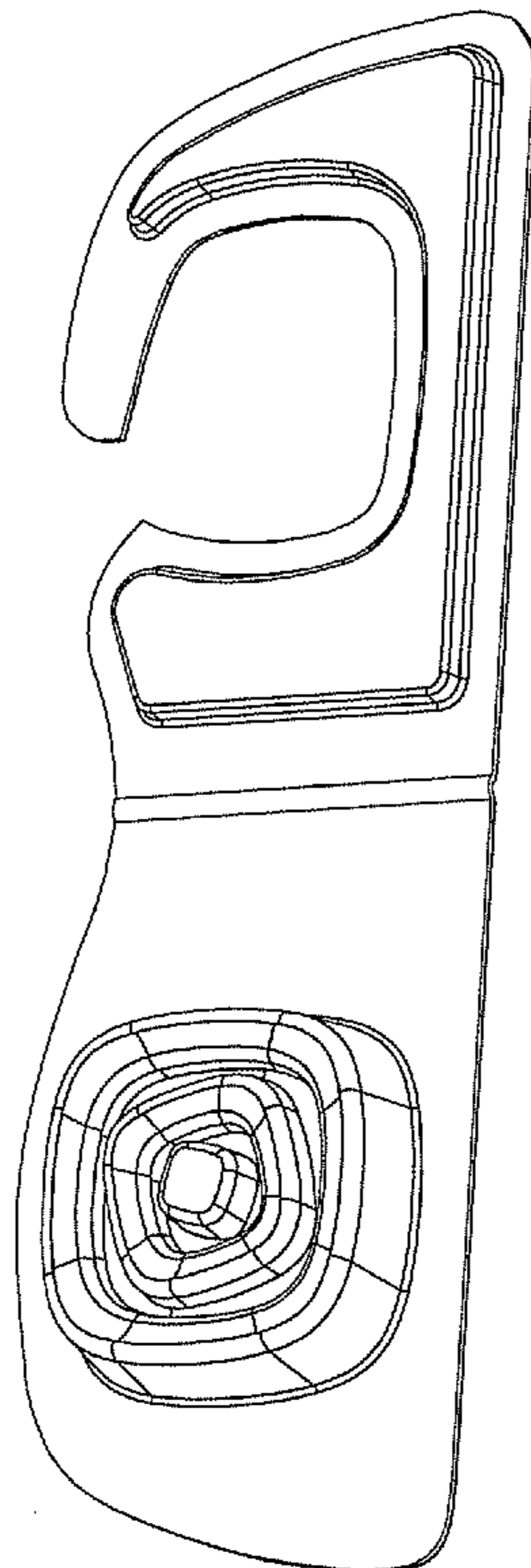
FIG. 5 is a top plan view thereof;

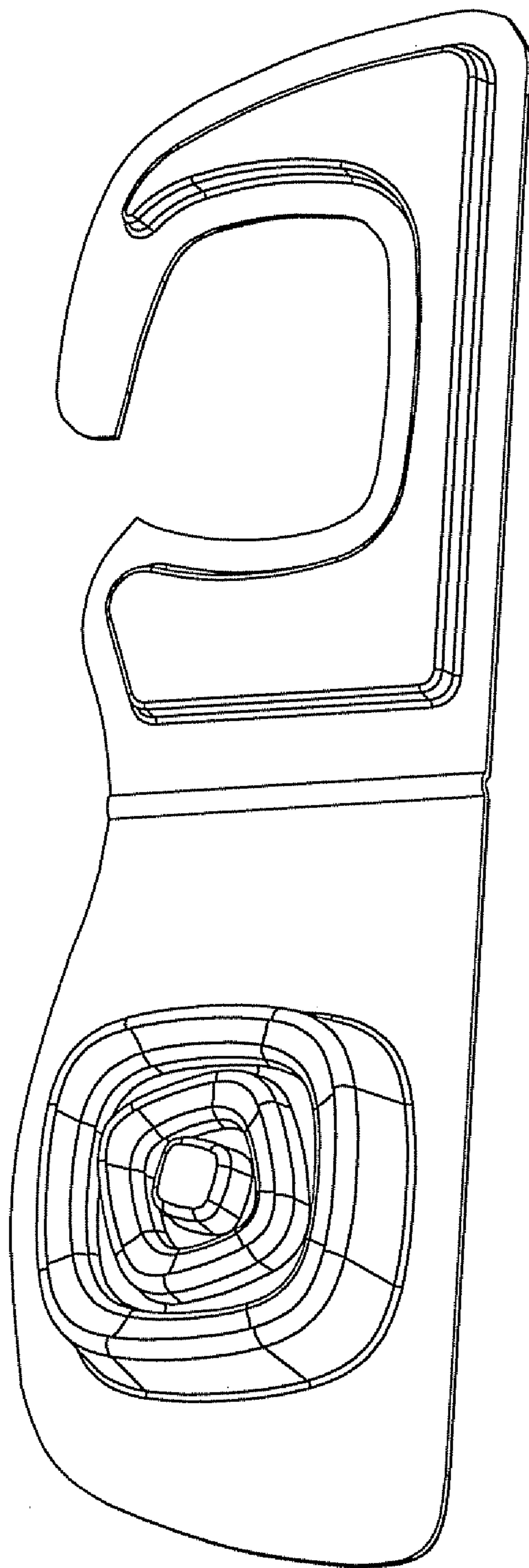
FIG. 6 is a rear elevation view thereof;

FIG. 7 is a side view thereof taken from the left of FIG. 3; and,

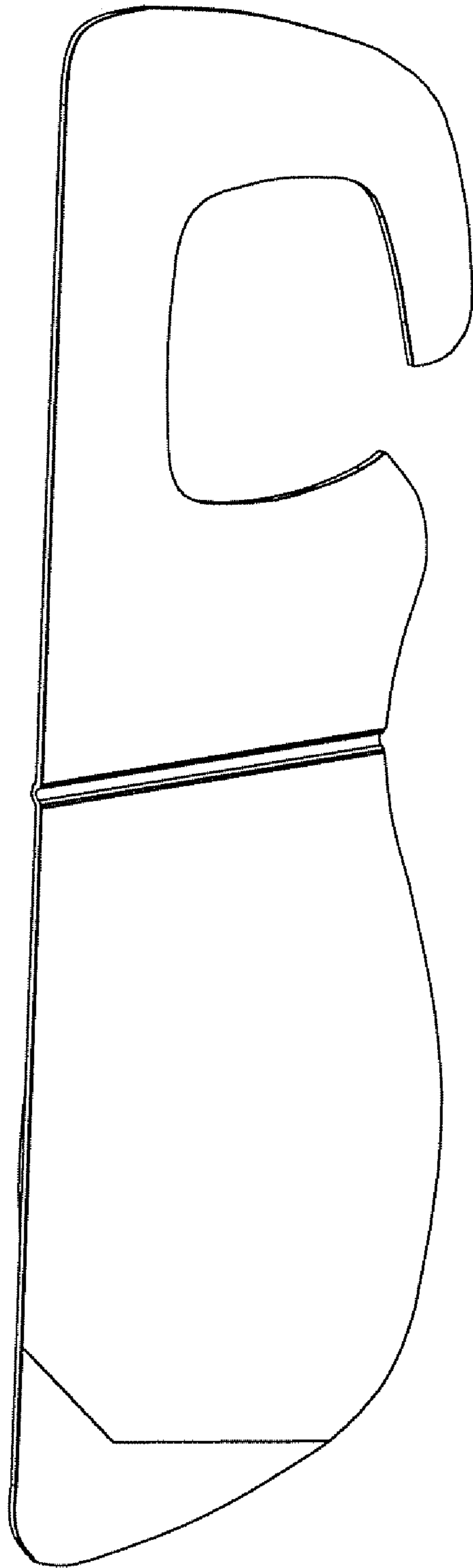
FIG. 8 is a bottom plan view thereof.

**1 Claim, 8 Drawing Sheets**

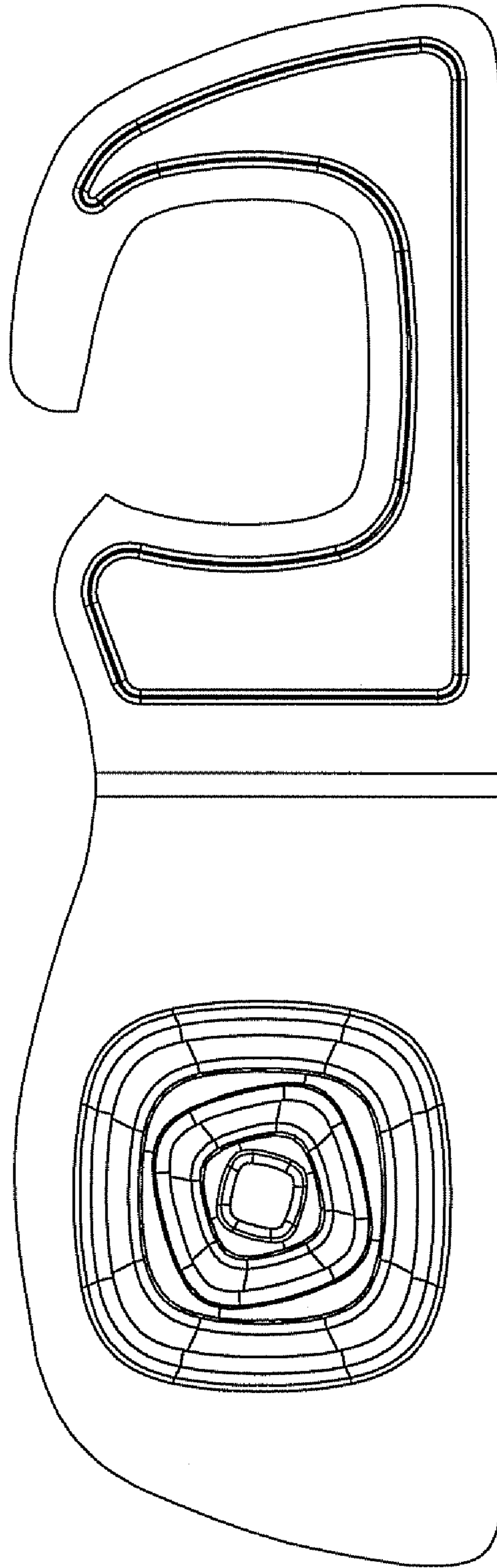




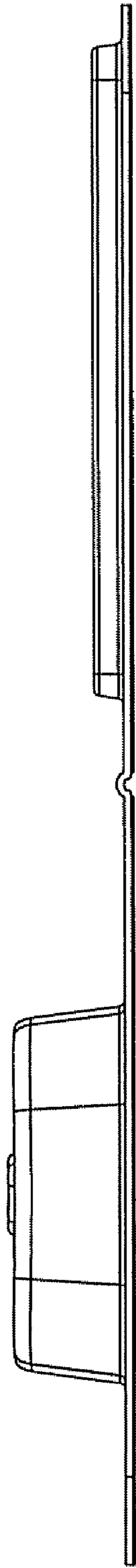
***FIG. 1***




***FIG. 2***



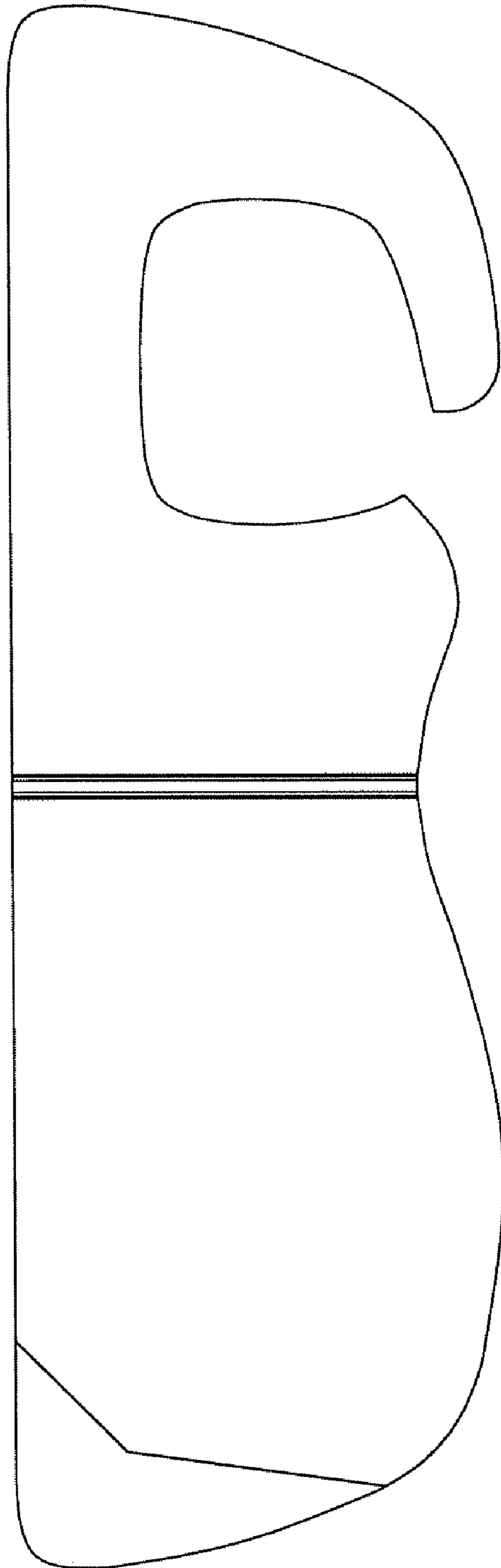
***FIG. 3***



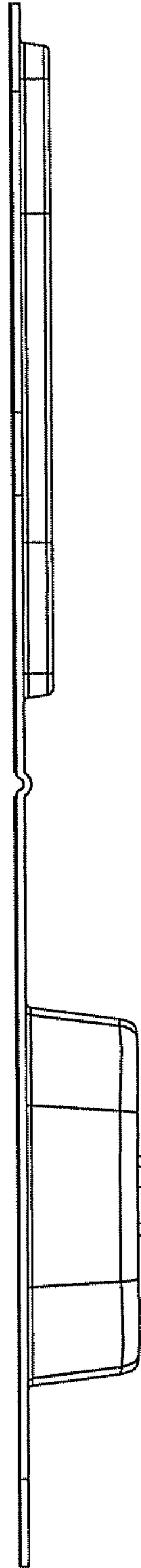
***FIG. 4***



*FIG. 5*




***FIG. 6***



***FIG. 7***





***FIG. 8***