



US00D577780S

(12) **United States Design Patent**
Tang et al.

(10) **Patent No.:** **US D577,780 S**

(45) **Date of Patent:** **** Sep. 30, 2008**

(54) **GOLF CLUB HEAD**

(75) Inventors: **Larry G. Tang**, Carlsbad, CA (US);
Michael Hallack, Carlsbad, CA (US);
Ronald K. Hettinger, Oceanside, CA
(US); **Philip G. Foster**, Vista, CA (US);
Luke R. Williams, Carlsbad, CA (US)

(73) Assignee: **Callaway Golf Company**, Carlsbad, CA
(US)

(**) Term: **14 Years**

(21) Appl. No.: **29/275,407**

(22) Filed: **Dec. 22, 2006**

(51) **LOC (8) Cl.** **21-02**

(52) **U.S. Cl.** **D21/752**

(58) **Field of Classification Search** D21/733,
D21/752, 753, 759; 473/324-331, 343-346
See application file for complete search history.

(56) **References Cited**

U.S. PATENT DOCUMENTS

D268,357 S * 3/1983 Mader D21/733
D523,918 S * 6/2006 Foster et al. D21/752

D524,891 S * 7/2006 Foster et al. D21/752
D529,112 S * 9/2006 Tang et al. D21/752
D529,561 S * 10/2006 Foster et al. D21/752
D529,562 S * 10/2006 Foster et al. D21/752
D534,230 S * 12/2006 Tang et al. D21/752

* cited by examiner

Primary Examiner—Mitchell Siegel

(74) *Attorney, Agent, or Firm*—Michael A. Catania; Elaine H.
Lo


(57) **CLAIM**

The ornamental design for a golf club head, as shown and
described.

DESCRIPTION

FIG. 1 is a front view of the golf club head;
FIG. 2 is a bottom plan view of the golf club head;
FIG. 3 is a rear view of the golf club head;
FIG. 4 is a top plan view of the golf club head;
FIG. 5 is heel end view of the golf club head; and,
FIG. 6 is a toe view of the golf club head.

1 Claim, 3 Drawing Sheets






FIG. 1



FIG. 2



FIG. 3



FIG. 4




FIG. 5



FIG. 6