



US00D577768S

(12) **United States Design Patent**
Takahashi

(10) **Patent No.:** **US D577,768 S**

(45) **Date of Patent:** **** *Sep. 30, 2008**

(54) **DOUBLE-SIDE POCKET FOLDER**

(75) Inventor: **Sotaro Takahashi**, Tokyo (JP)

(73) Assignee: **King Jim Co., Ltd.**, Tokyo (JP)

(*) Notice: This patent is subject to a terminal disclaimer.

(**) Term: **14 Years**

(21) Appl. No.: **29/259,757**

(22) Filed: **May 15, 2006**

(30) **Foreign Application Priority Data**

Nov. 15, 2005 (JP) 2005-033590

(51) **LOC (8) Cl.** **19-04**

(52) **U.S. Cl.** **D19/27**

(58) **Field of Classification Search** D19/26-34,
D19/65, 75, 86, 100, 90-91; 281/21.1, 22,
281/31, 38, 41, 45, 51; 402/63, 70

See application file for complete search history.

(56) **References Cited**

U.S. PATENT DOCUMENTS

1,495,953	A	5/1924	Dick	
3,360,027	A	12/1967	Price	
D262,891	S *	2/1982	Nast D19/33
D298,265	S *	10/1988	Snider et al. D19/90
4,925,720	A *	5/1990	Hansen 428/77
D329,943	S *	10/1992	Laszlo D6/626
5,265,359	A *	11/1993	Glazer et al. 40/775
D352,733	S *	11/1994	French et al. D19/32
5,558,454	A *	9/1996	Owen 402/79

(Continued)

OTHER PUBLICATIONS

U.S. Appl. No. 29/259,754, filed May 15, 2006, entitled "Pocket Folder," Inventor: S. Takahashi.

Primary Examiner—Elizabeth A. Albert

Assistant Examiner—Kelley A Donnelly

(74) *Attorney, Agent, or Firm*—Frishauf, Holtz, Goodman & Chick, P.C.

(57) **CLAIM**

The ornamental design for a double-side pocket folder, as shown and described.

DESCRIPTION

FIG. 1 is a front elevational view of a double-side pocket folder showing my new design, the rear view being a mirror image thereof;

FIG. 2 is a right side elevational view thereof, the left side view being a mirror image thereof;

FIG. 3 is a top plan view thereof;

FIG. 4 is a bottom plan view thereof;

FIG. 5 is a top, front, left side perspective view thereof;

FIG. 6 is a cross-sectional view taken along line 6—6 of FIG. 1; and

FIG. 7 is a cross-sectional view taken along line 7—7 of FIG. 1.

FIG. 8 is a front elevational view of a double-side pocket folder made of transparent material, showing my new design, the rear view being a mirror image thereof;

FIG. 9 is a right side elevational view thereof, the left side view being a mirror image thereof;

FIG. 10 is a top plan view thereof;

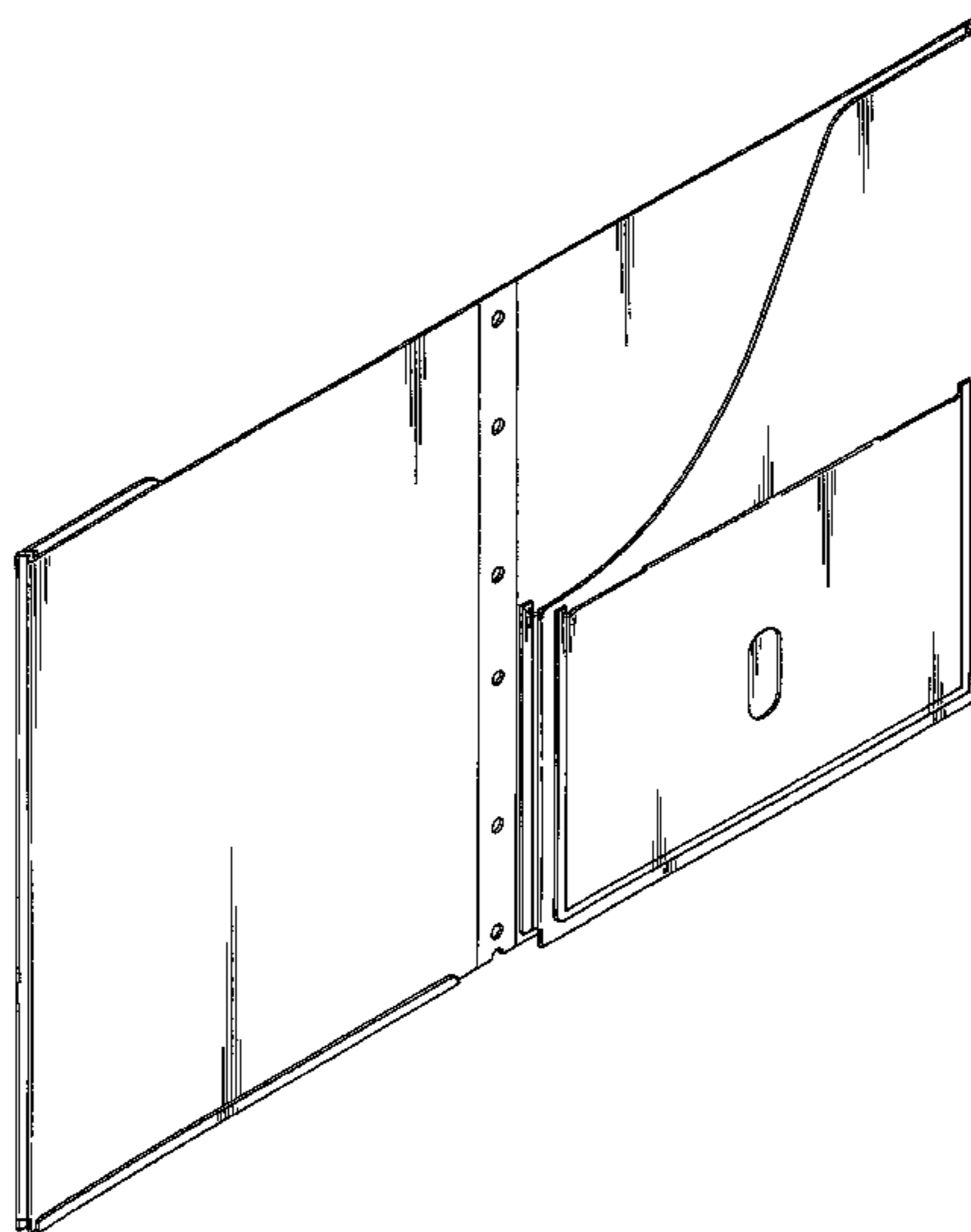
FIG. 11 is a bottom plan view thereof;

FIG. 12 is a top, front, left side perspective view thereof;

FIG. 13 is a cross-sectional view taken along line 13—13 of FIG. 8; and,

FIG. 14 is a cross-sectional view taken along line 14—14 of FIG. 8.

1 Claim, 8 Drawing Sheets



US D577,768 S

Page 2

U.S. PATENT DOCUMENTS

D378,685 S *	4/1997	French et al.	D19/33	6,416,243 B1	7/2002	Castro	
D395,059 S	6/1998	Bedol		6,672,785 B1 *	1/2004	O'Hara et al.	402/79
D418,161 S *	12/1999	Tell	D19/33	D490,636 S *	6/2004	Bergh et al.	D6/626
5,997,207 A	12/1999	Robinson		D490,847 S *	6/2004	Greenway	D19/33
D421,050 S *	2/2000	Henrikson et al.	D19/33	D491,407 S	6/2004	Martinetti	
6,168,340 B1 *	1/2001	Lehmann et al.	402/79	D501,876 S	2/2005	Parra	
6,186,332 B1	2/2001	Combs		6,942,414 B2 *	9/2005	Wong et al.	402/79
D441,589 S *	5/2001	Hartstone	D6/626	D522,576 S *	6/2006	Smith	D19/33
6,409,409 B2	6/2002	Bauman et al.		2005/0173500 A1	8/2005	Kranz	
				2007/0210141 A1 *	9/2007	Cosmano	229/76

* cited by examiner

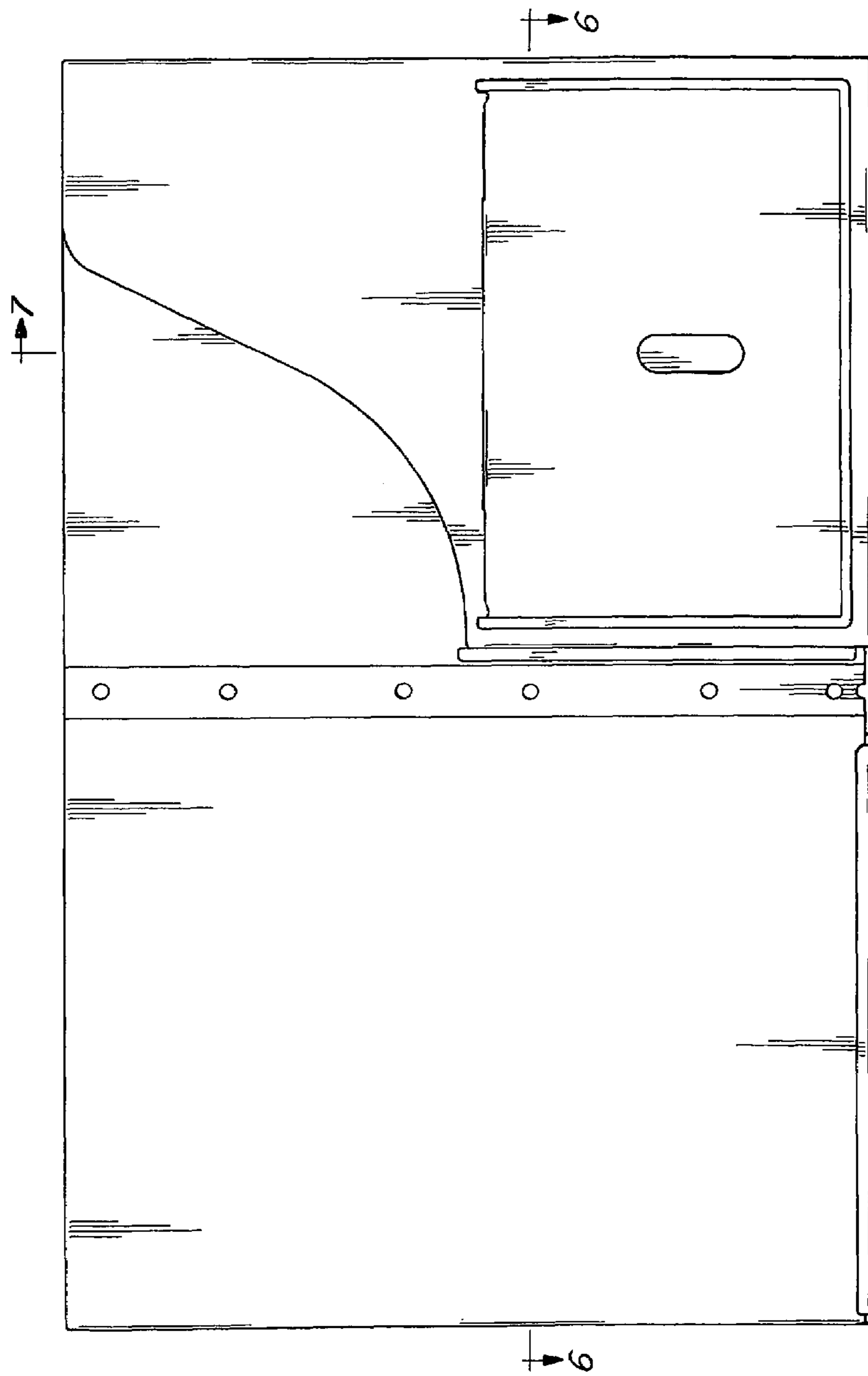


Fig. 1

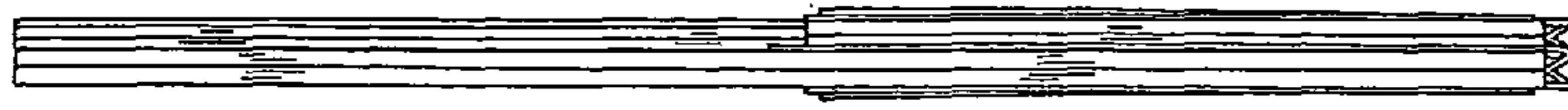


Fig. 2

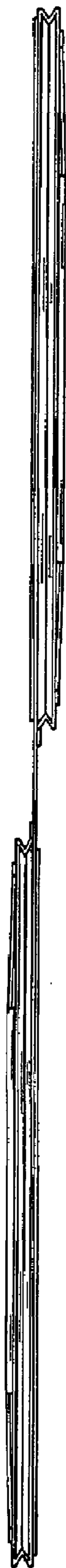


Fig. 3

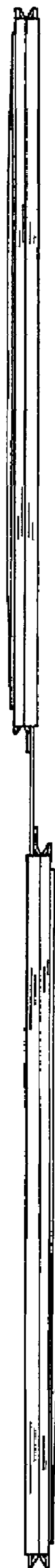


Fig. 4

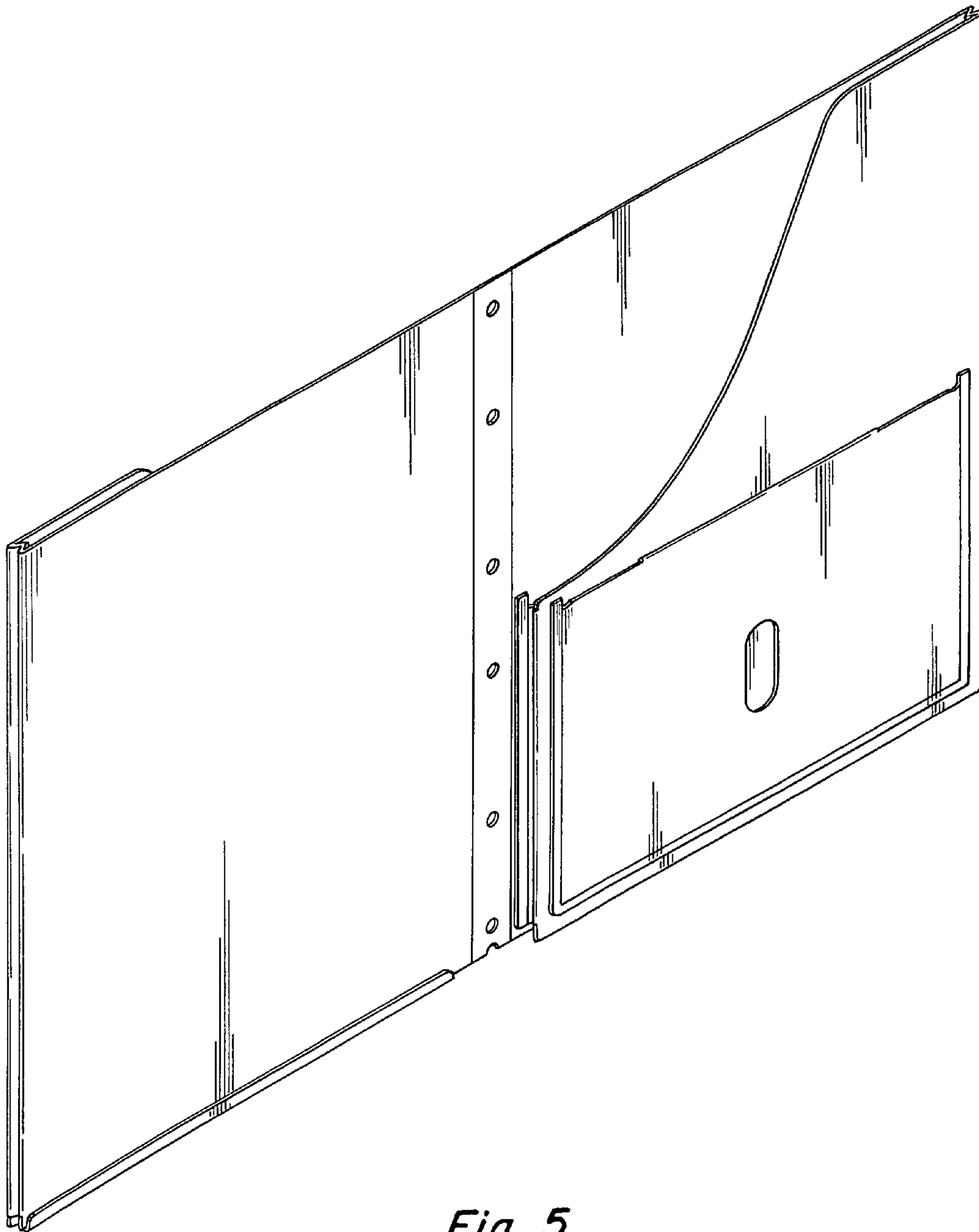


Fig. 5




Fig. 7

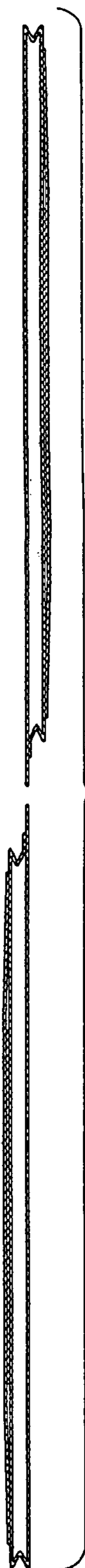


Fig. 6

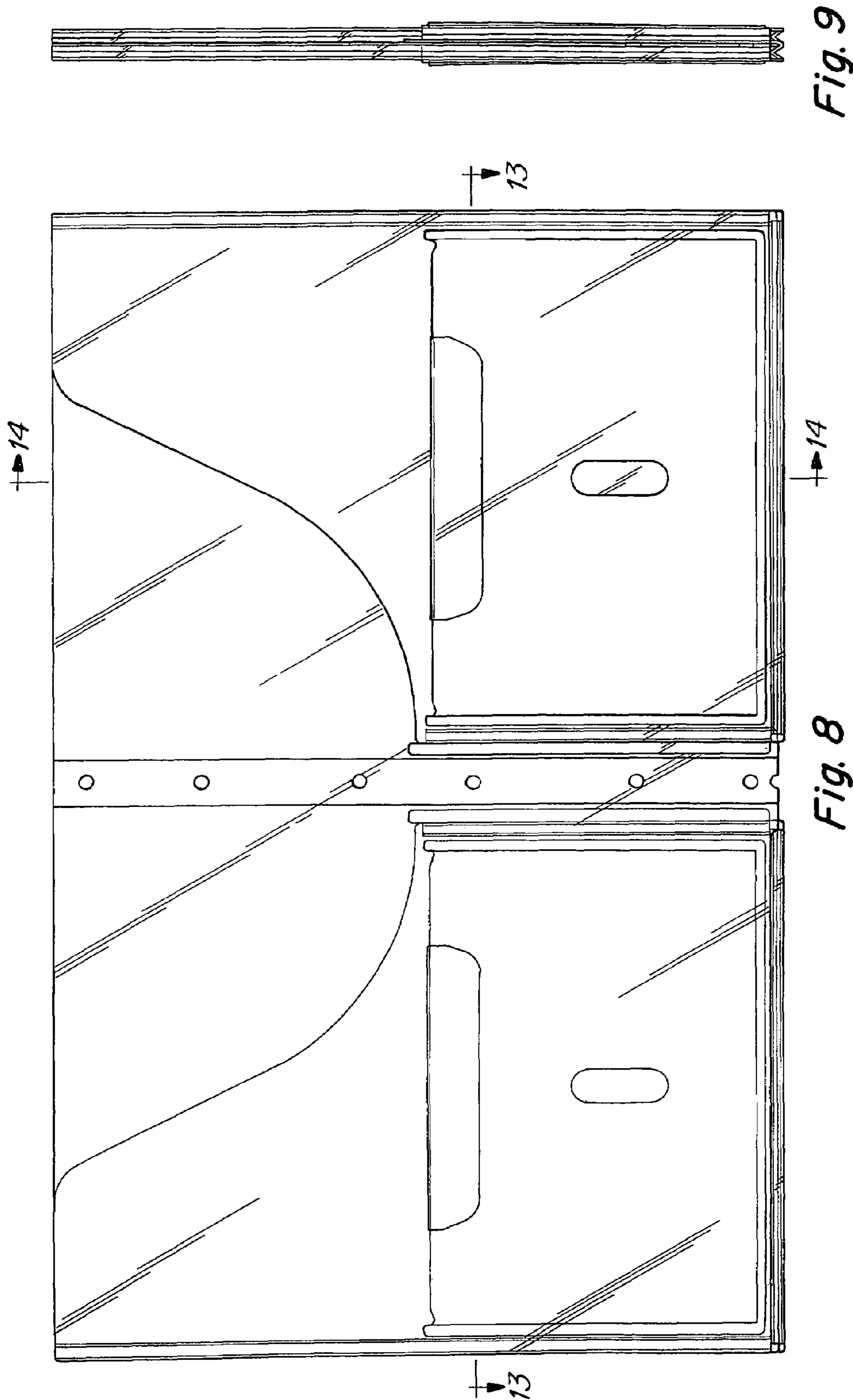


Fig. 9

Fig. 8

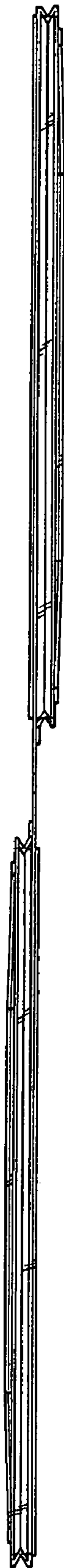


Fig. 10

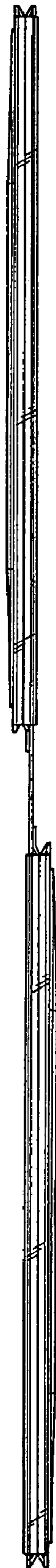


Fig. 11

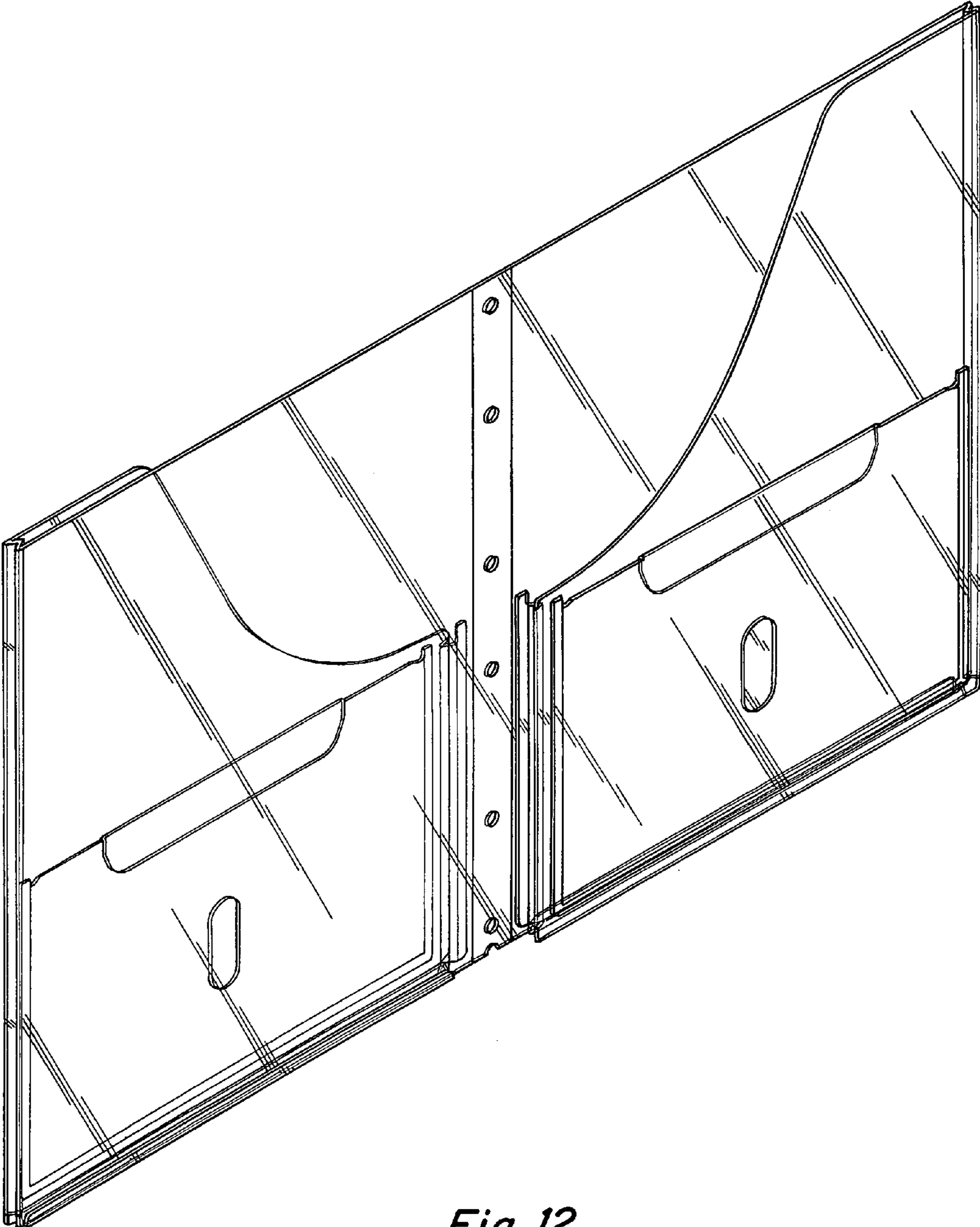


Fig. 12




Fig. 14

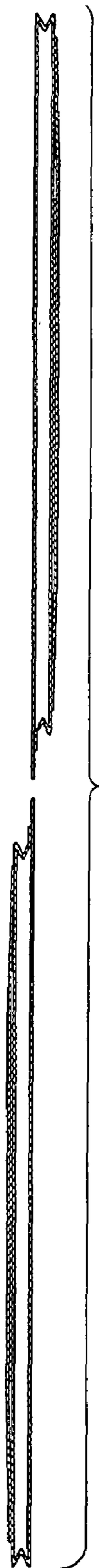


Fig. 13