



US00D577766S

(12) **United States Design Patent**
Rydzewski

(10) **Patent No.:** **US D577,766 S**
(45) **Date of Patent:** **** Sep. 30, 2008**

(54) **ORGANIZER**

(76) Inventor: **Kenneth C. Rydzewski**, 14 Linwood Rd., Lynn, MA (US) 01905

(**) Term: **14 Years**

(21) Appl. No.: **29/298,020**

(22) Filed: **Nov. 27, 2007**

(51) **LOC (8) Cl.** **19-04**

(52) **U.S. Cl.** **D19/26**

(58) **Field of Classification Search** D19/26-33;
D3/247, 294, 299, 303; 28/78, 85; 40/530,
40/536, 537; 281/15.1, 29, 19.1, 31, 21.1,
281/22; 293/63.1, 64

See application file for complete search history.

(56) **References Cited**

U.S. PATENT DOCUMENTS

1,415,883	A	5/1922	Lewis	
1,584,837	A	5/1926	Bracken	
2,037,579	A	4/1936	Jonas	
2,448,435	A	8/1948	Arthur	
2,599,768	A	6/1952	Losch, Jr.	
3,605,287	A	9/1971	Jones	
3,643,363	A	2/1972	Biro	
3,683,533	A	8/1972	Kelly	
4,466,322	A	8/1984	Mori	
4,923,111	A *	5/1990	Down	229/67.1
D312,277	S	11/1990	Moor	
D322,456	S *	12/1991	Forbes, Jr.	D19/3
5,236,766	A	8/1993	Cole	
5,366,248	A	11/1994	Donvan et al.	
5,489,120	A	2/1996	Thornsborg	
5,524,998	A	6/1996	Schwartz	
D374,037	S	9/1996	Wyant et al.	
5,558,454	A	9/1996	Owen	
D379,370	S *	5/1997	Lee	D19/33
5,732,976	A	3/1998	Snyder	
5,954,445	A	9/1999	Deutschmann et al.	

D416,939	S	11/1999	Marsy	
D424,623	S	5/2000	Villarreal et al.	
6,068,423	A	5/2000	Owen	
6,106,302	A	8/2000	Schumacher	
6,108,953	A	8/2000	Hall	
6,168,340	B1	1/2001	Lehmann et al.	
6,409,409	B2	6/2002	Bauman et al.	
6,681,045	B1	1/2004	Lapstun et al.	
6,718,061	B2	4/2004	Lapstun et al.	
6,795,684	B2	9/2004	Stuppy	
6,829,387	B2	12/2004	Lapstun et al.	
D509,541	S	9/2005	Kim	
7,018,125	B2	3/2006	Su	
D522,576	S	6/2006	Smith	
2002/0102125	A1	8/2002	Sapienza et al.	
2005/0019094	A1	1/2005	Hayes et al.	

* cited by examiner

Primary Examiner—Elizabeth A. Albert

Assistant Examiner—Kelley A Donnelly

(74) *Attorney, Agent, or Firm*—Antoinette G Giugliano PC

(57) **CLAIM**

The ornamental design for the organizer, as shown and described.

DESCRIPTION

FIG. 1 is a perspective view of one embodiment of the organizer.

FIG. 2 is an inside view thereof.

FIG. 3 is an outside view thereof.

FIG. 4 is a top view thereof.

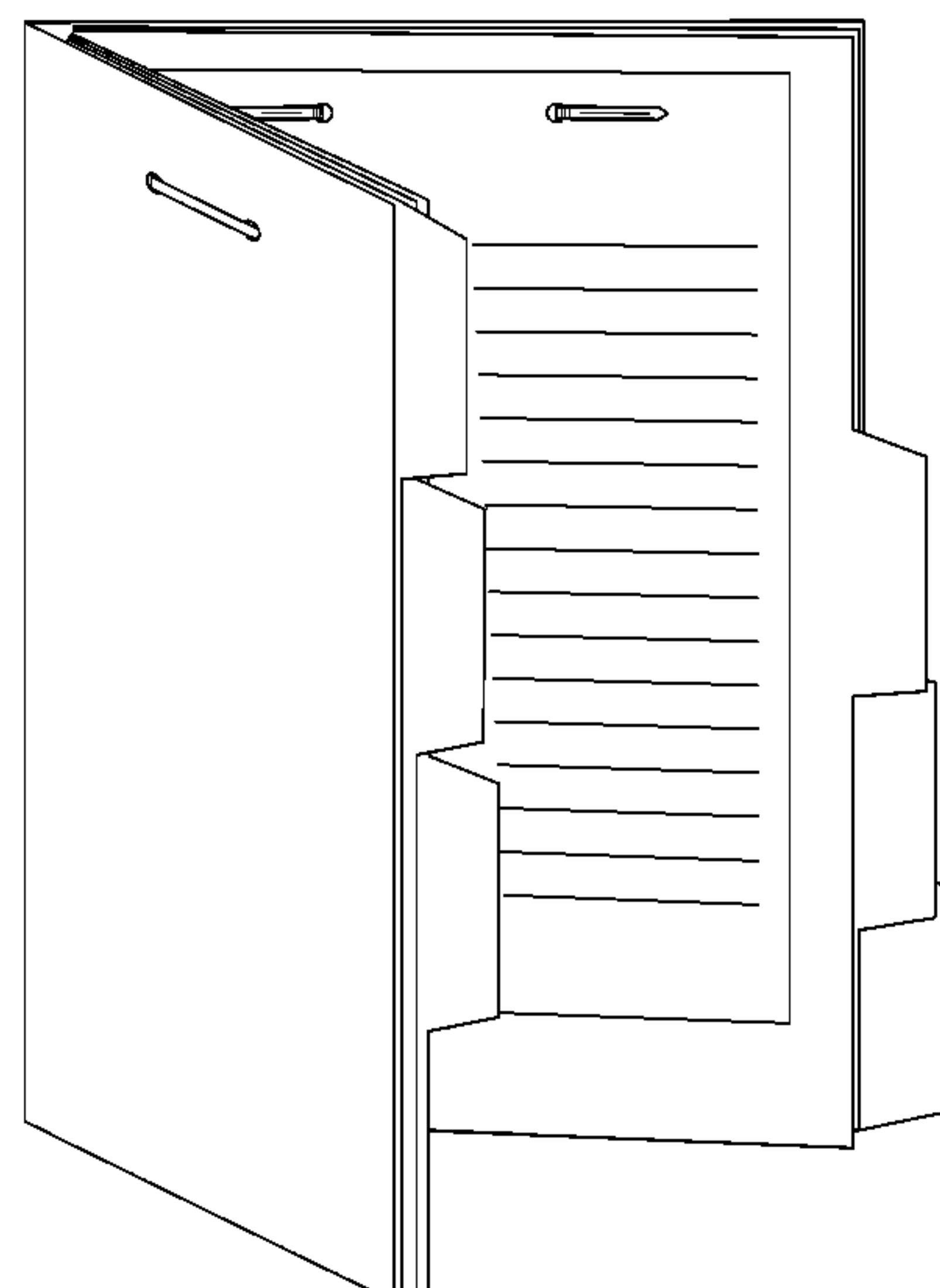
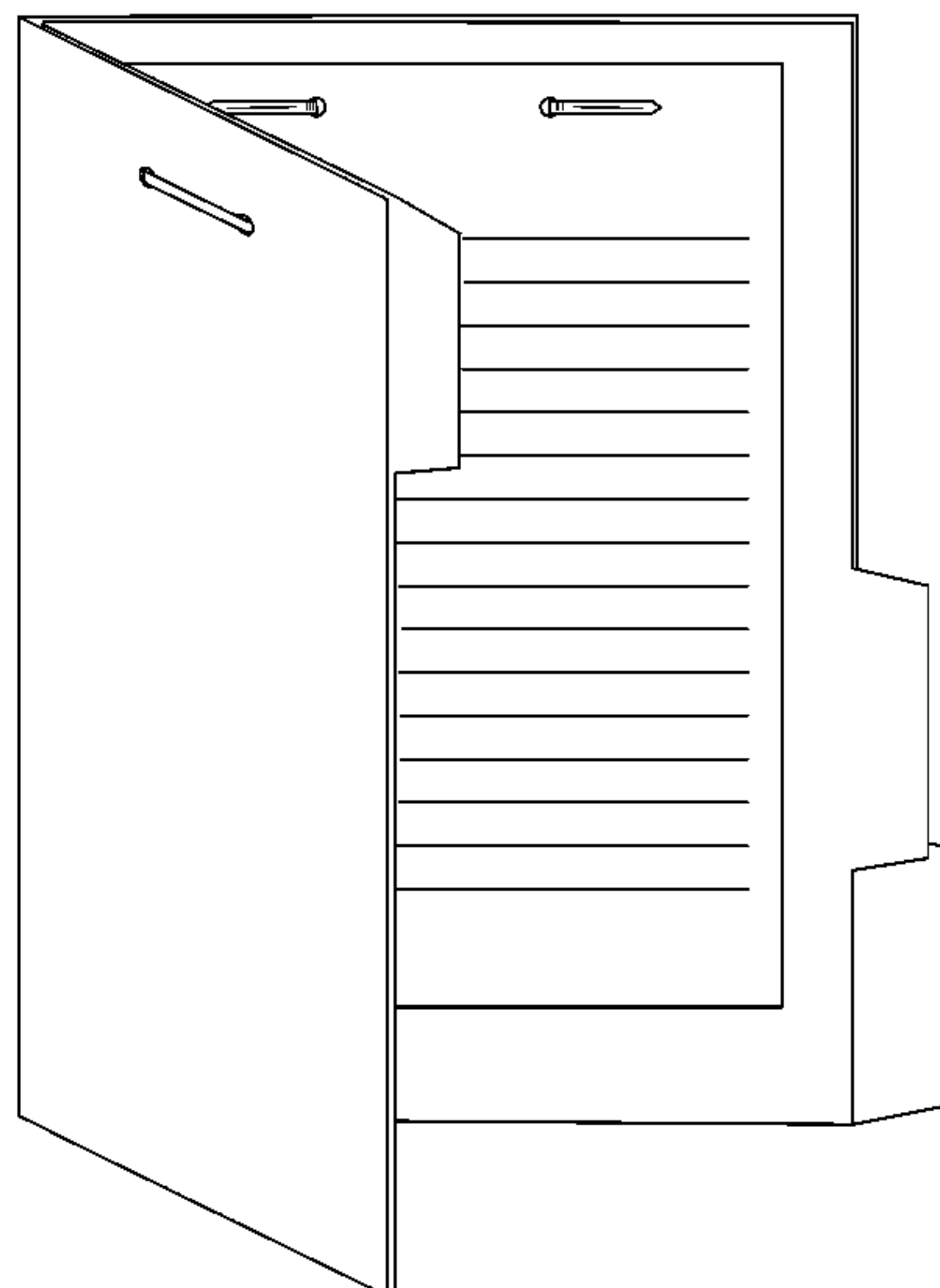
FIG. 5 is a bottom view thereof.

FIG. 6 is a side view thereof.

FIG. 7 is another side view thereof; and,

FIG. 8 is a perspective view thereof, with multiple dividers inserted therein.

1 Claim, 5 Drawing Sheets



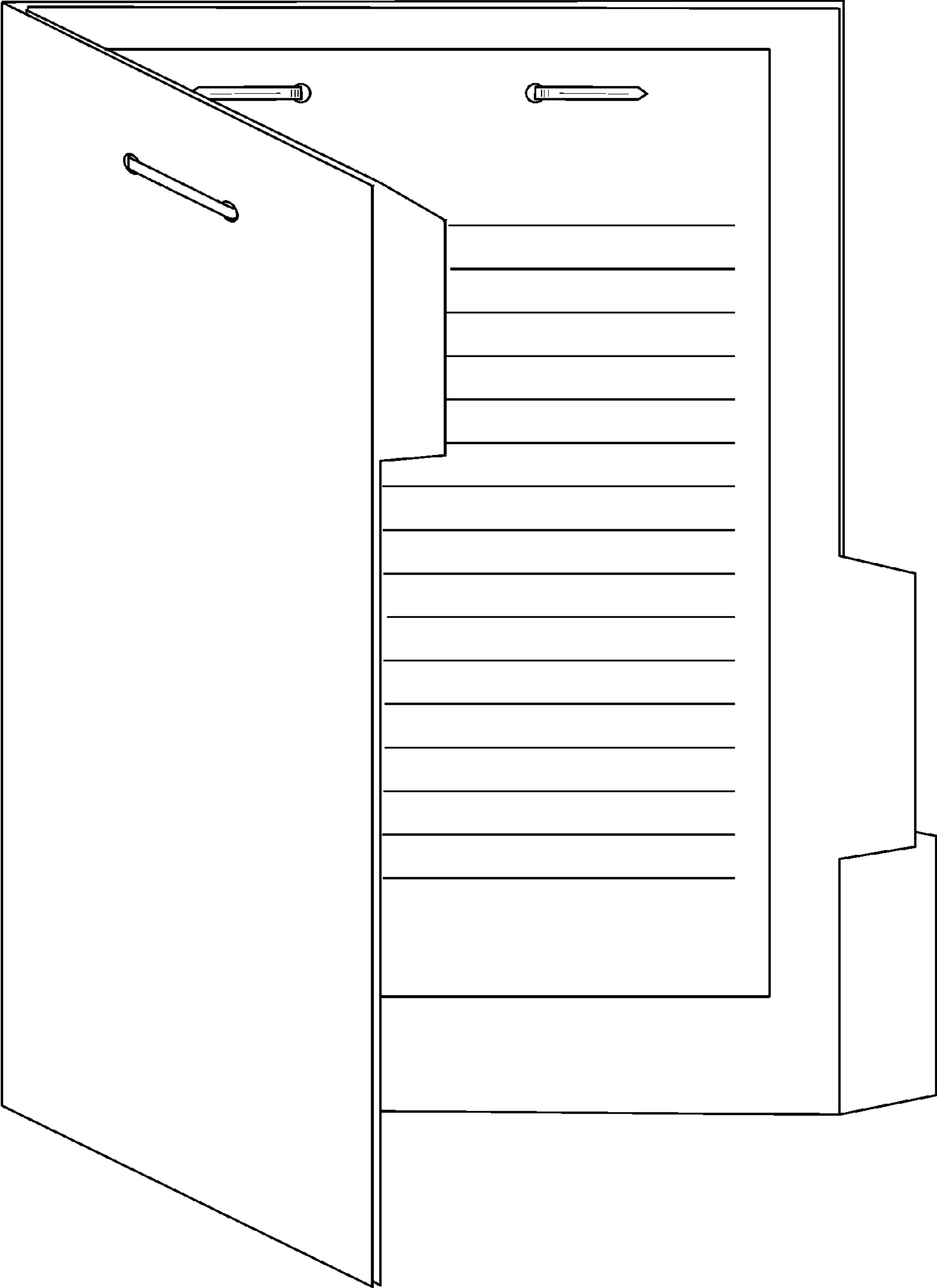


FIG. 1

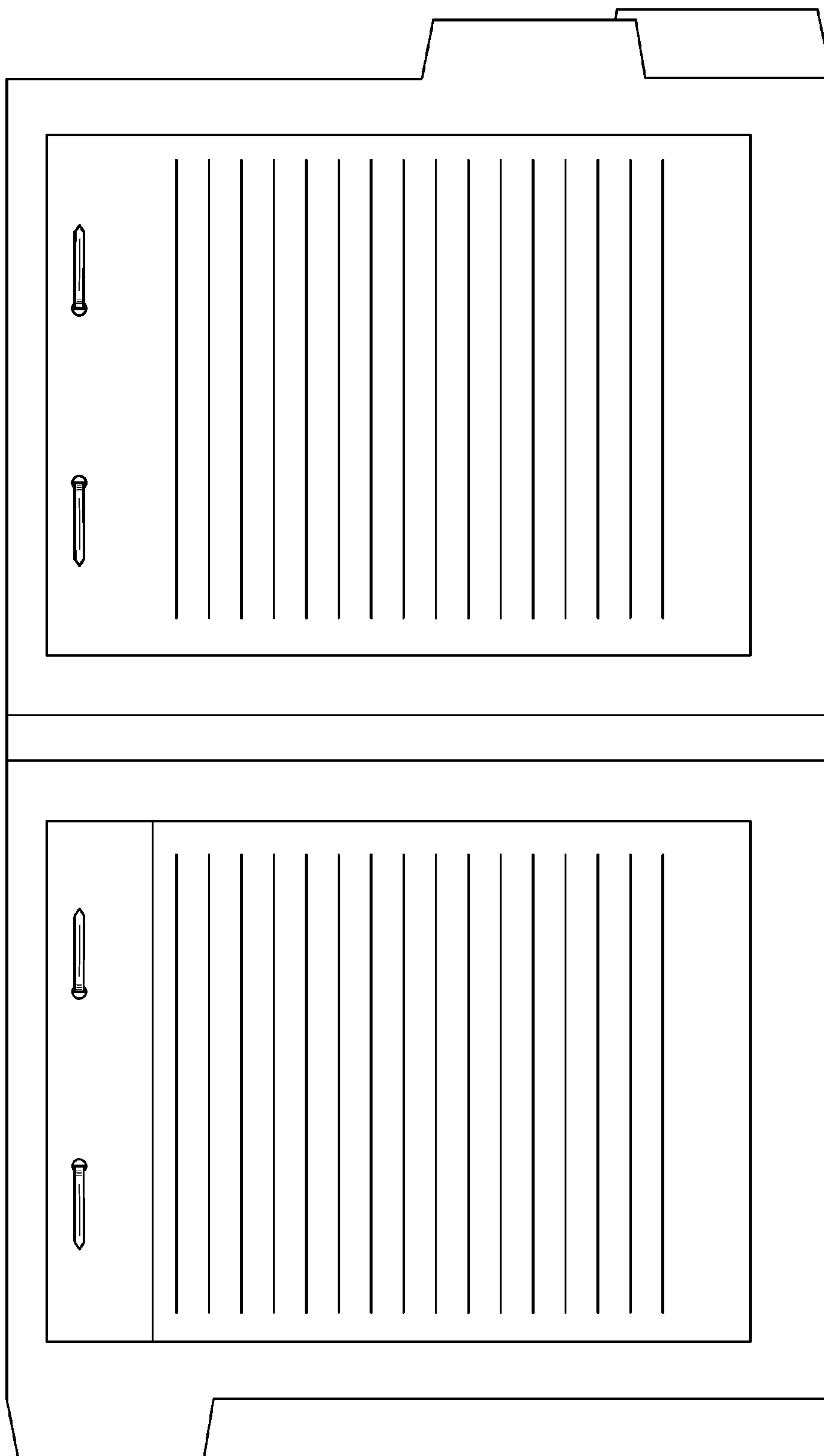


FIG. 2

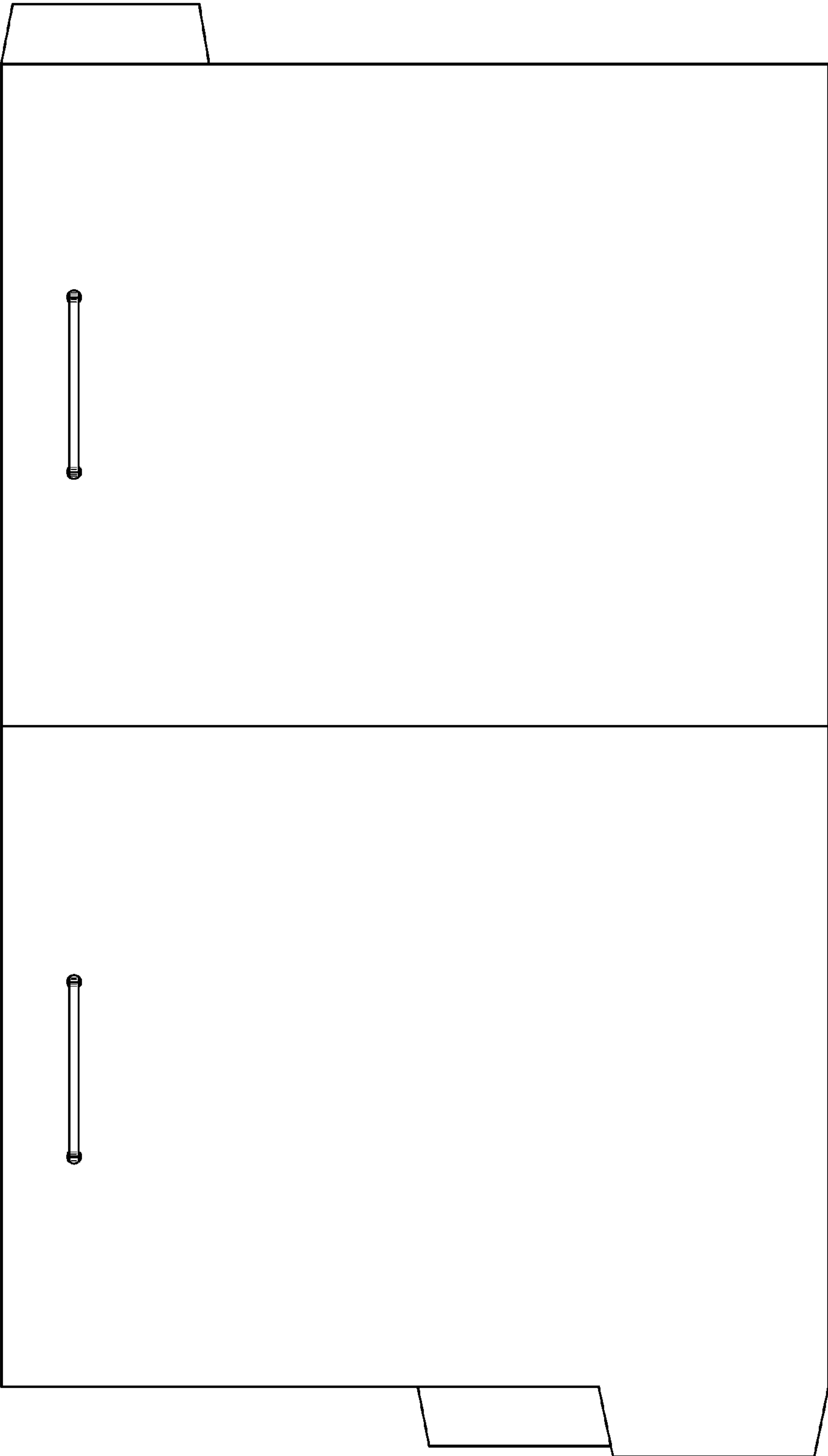


FIG. 3



FIG. 4



FIG. 6



FIG. 7



FIG. 5

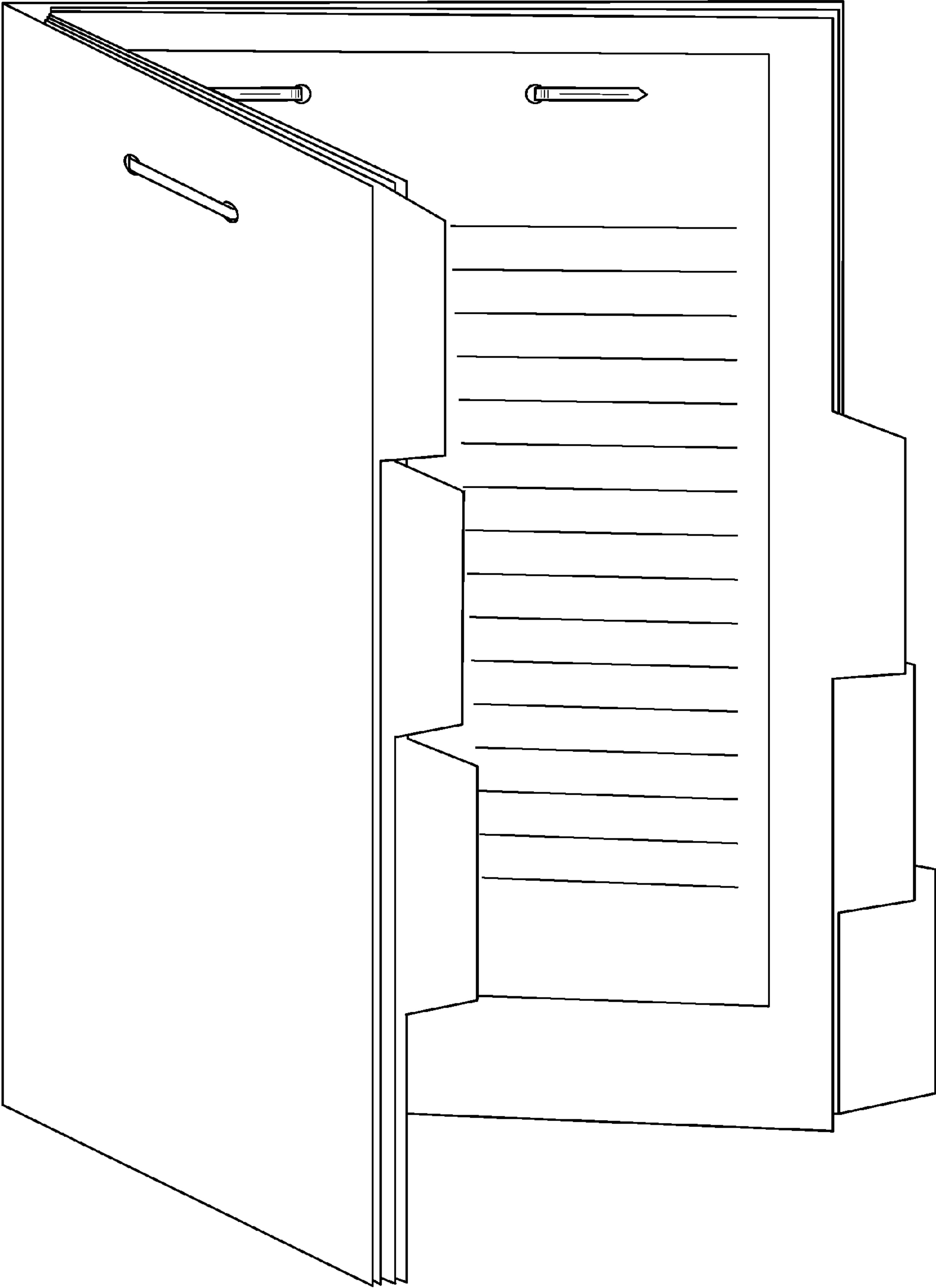


FIG. 8