



US00D577760S

(12) **United States Design Patent**  
**Alexander**

(10) **Patent No.:** **US D577,760 S**

(45) **Date of Patent:** **\*\* Sep. 30, 2008**

(54) **PROTECTIVE WRAP FOR EYEGLASSES**

(75) Inventor: **Jerry Alexander**, Houston, TX (US)

(73) Assignee: **Gripping Eyewear, Inc.**, Houston, TX (US)

(\*\*) Term: **14 Years**

(21) Appl. No.: **29/302,760**

(22) Filed: **Jan. 24, 2008**

(51) **LOC (8) Cl.** ..... **16-06**

(52) **U.S. Cl.** ..... **D16/330**

(58) **Field of Classification Search** ..... D16/130,  
D16/136, 300, 309, 330, 900; D3/215, 219,  
D3/229, 233, 249, 263, 264, 266, 267, 265,  
D3/299; 2/247; 206/5, 6; 351/156, 158;  
D9/314, 451; 24/3.3, 3.11, 36; D26/138;  
211/85.1; 248/205.3, 206.2, 229.6, 231.54,  
248/309.1, 316.7, 902

See application file for complete search history.

(56) **References Cited**

**U.S. PATENT DOCUMENTS**

2,367,182	A *	1/1945	Brown	206/5
2,427,043	A *	9/1947	Brown	206/5
2,650,700	A *	9/1953	Wolf	206/5
3,000,417	A *	9/1961	Goldstein	206/5
3,369,651	A *	2/1968	Crowley	206/5
3,819,033	A *	6/1974	Hueber	206/5
3,825,110	A *	7/1974	Halbich et al.	206/6
4,269,306	A *	5/1981	Feniger	206/5
D266,205	S *	9/1982	Berman	D3/219
D279,522	S *	7/1985	Scoppettone	D3/265
4,863,013	A *	9/1989	Eastman	206/5
D308,752	S *	6/1990	Hall	D3/265
4,953,695	A *	9/1990	Tallman	206/5
5,014,846	A *	5/1991	Walker et al.	206/5
5,102,216	A *	4/1992	Mitchell	351/156
5,310,048	A *	5/1994	Stechler	206/5
5,325,959	A *	7/1994	Goldberger	206/5

D351,945	S *	11/1994	Kopel	D3/265
D352,825	S *	11/1994	Hsieh	D3/265
5,513,744	A *	5/1996	Yabarra	206/5
D425,300	S *	5/2000	Wisniewski	D3/265
6,199,218	B1 *	3/2001	Michael	2/247
D484,692	S *	1/2004	Lane	D3/265
7,201,479	B2 *	4/2007	Spitzer	351/158
2008/0083627	A1 *	4/2008	Hamm	206/6

\* cited by examiner

*Primary Examiner*—T. Chase Nelson

*Assistant Examiner*—Barbara B Lohr

(74) *Attorney, Agent, or Firm*—Fulbright & Jaworski LLP

(57) **CLAIM**

The ornamental design for a protective wrap for eyeglasses, as shown and described.

**DESCRIPTION**

FIG. 1 depicts a perspective front view of an embodiment of a protective wrap for eyeglasses;

FIG. 2 depicts a front view of the protective wrap for eyeglasses;

FIG. 3 depicts a back view of the protective wrap for eyeglasses;

FIG. 4 is a back perspective view of the protective wrap for eyeglasses in an open position;

FIG. 5 is a left side perspective view of the protective wrap for eyeglasses of FIG. 2;

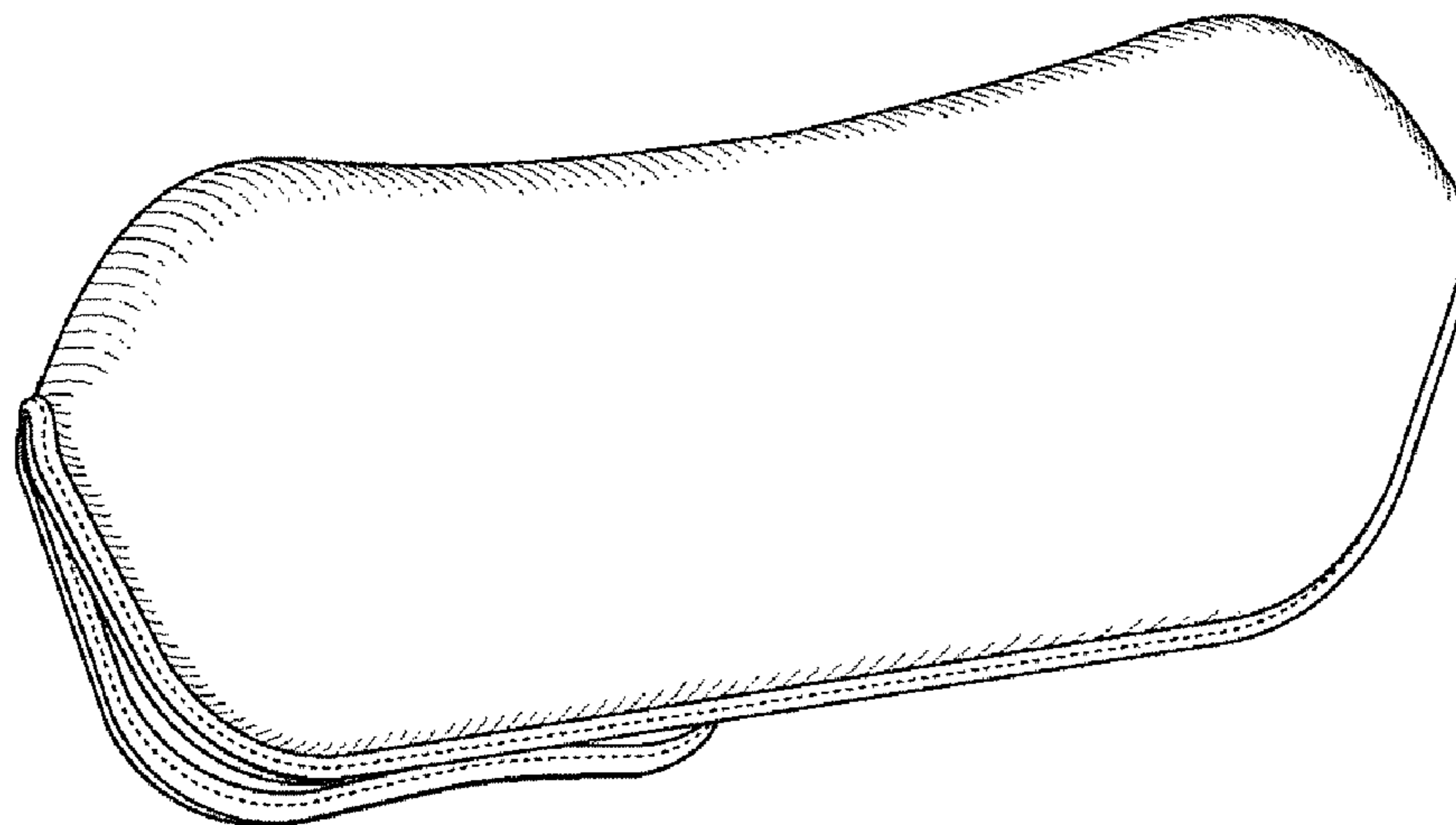
FIG. 6 is a right side perspective view of the protective wrap for eyeglasses of FIG. 2;

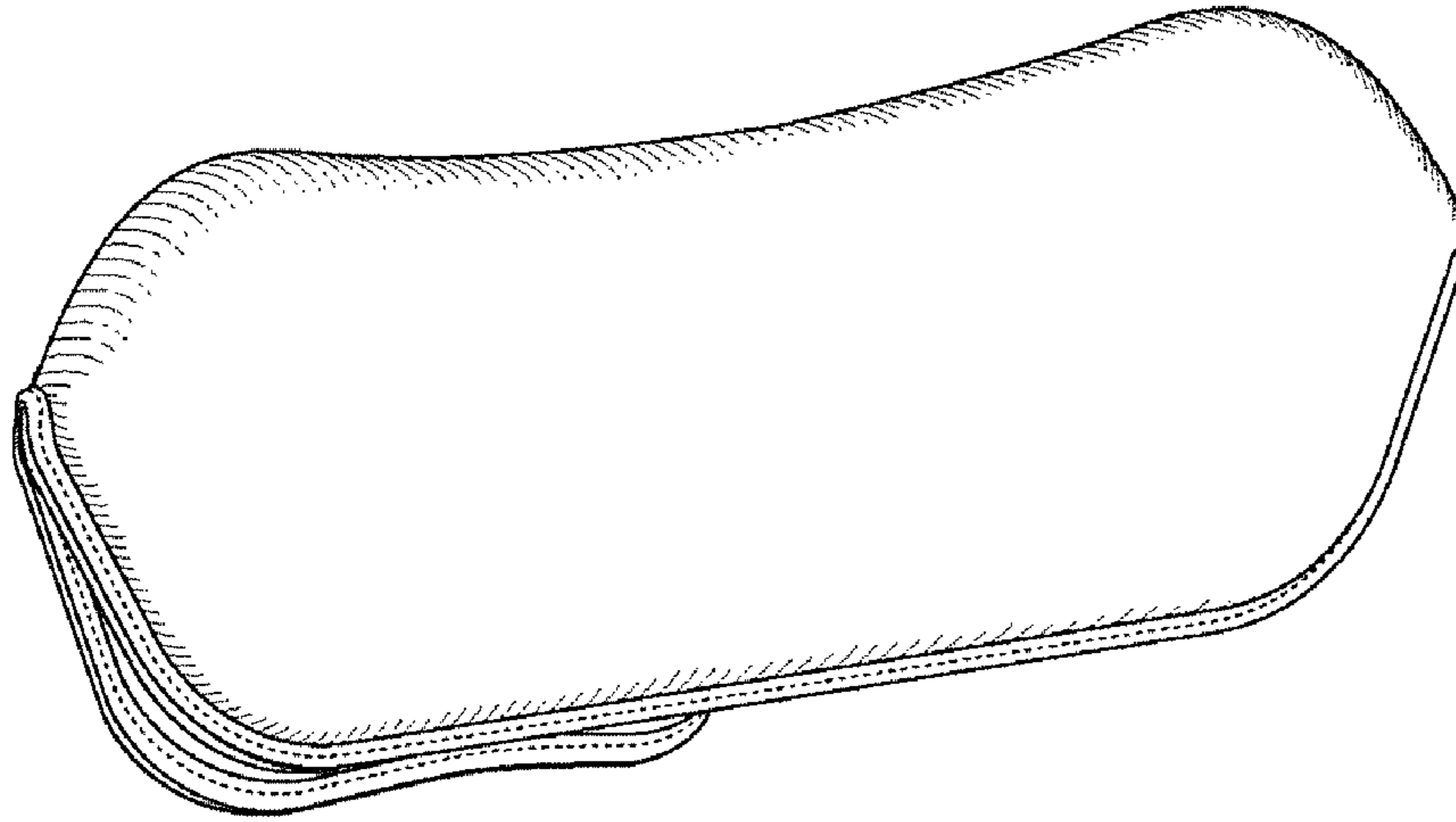
FIG. 7 is a top perspective view of the protective wrap for eyeglasses of FIG. 3; and,

FIG. 8 is a bottom perspective view of the protective wrap for eyeglasses of FIG. 2.

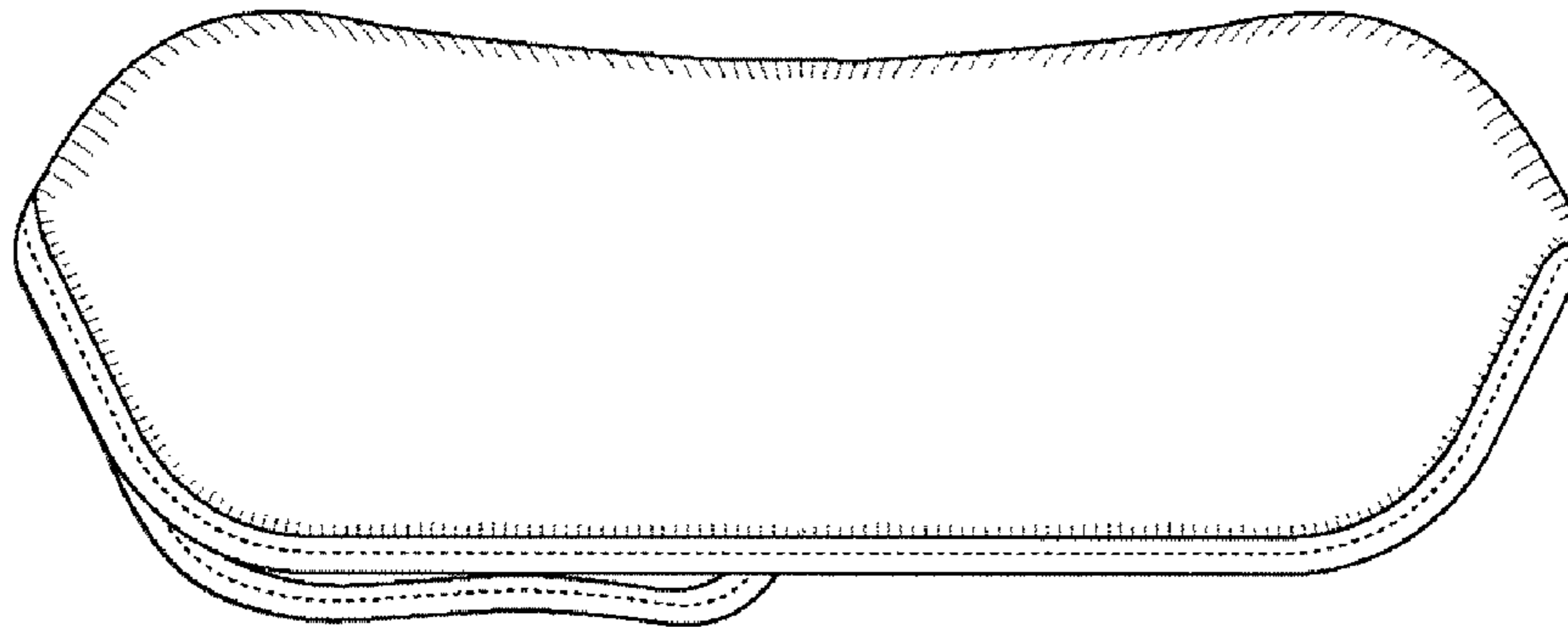
The dotted lines in the figure views represent stitching, and do form part of the claimed design.

**1 Claim, 2 Drawing Sheets**

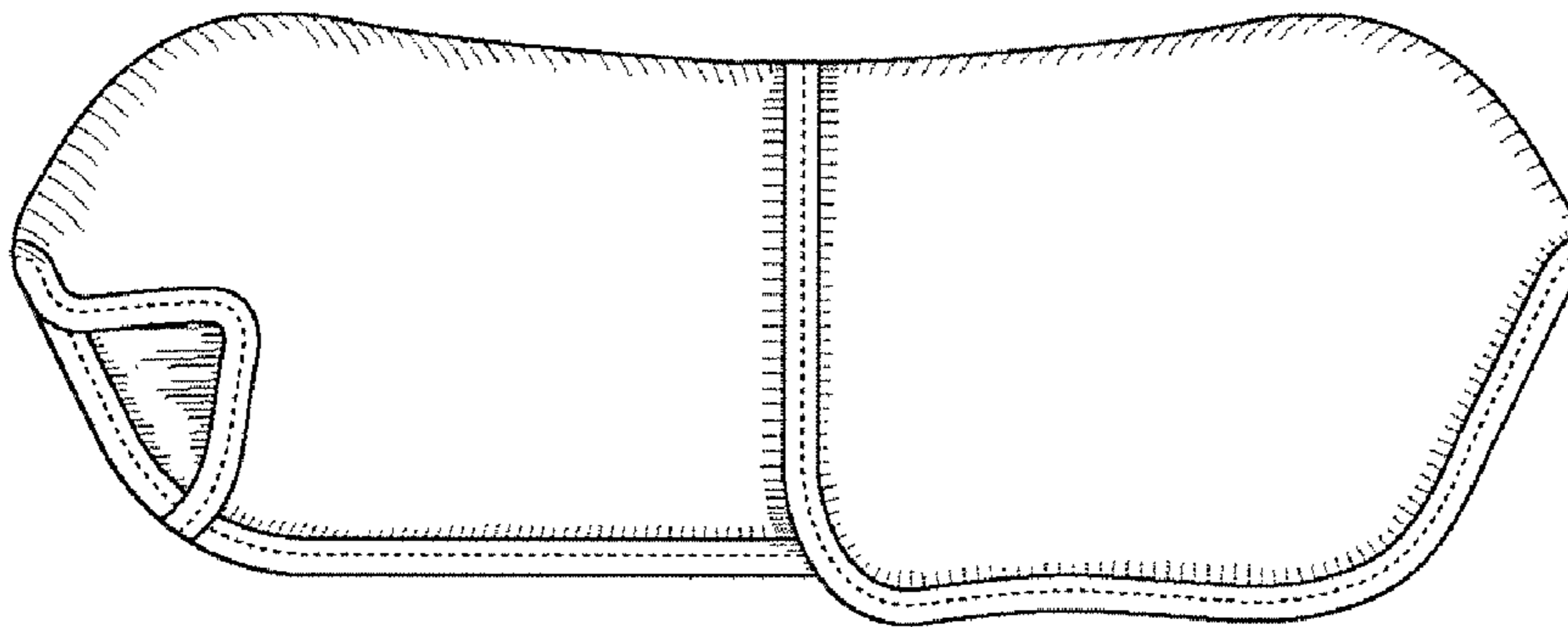




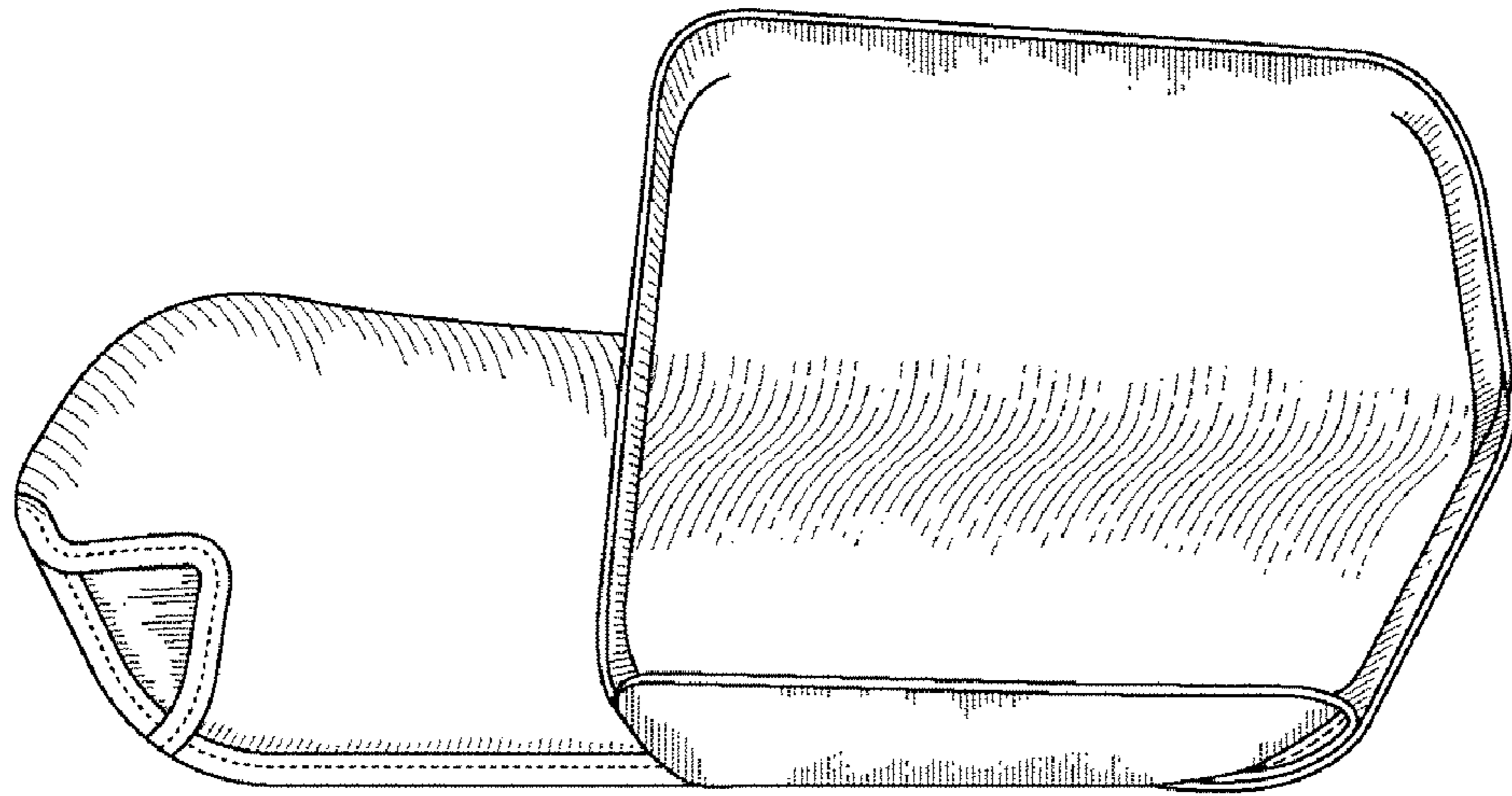
**FIG. 1**




**FIG. 2**



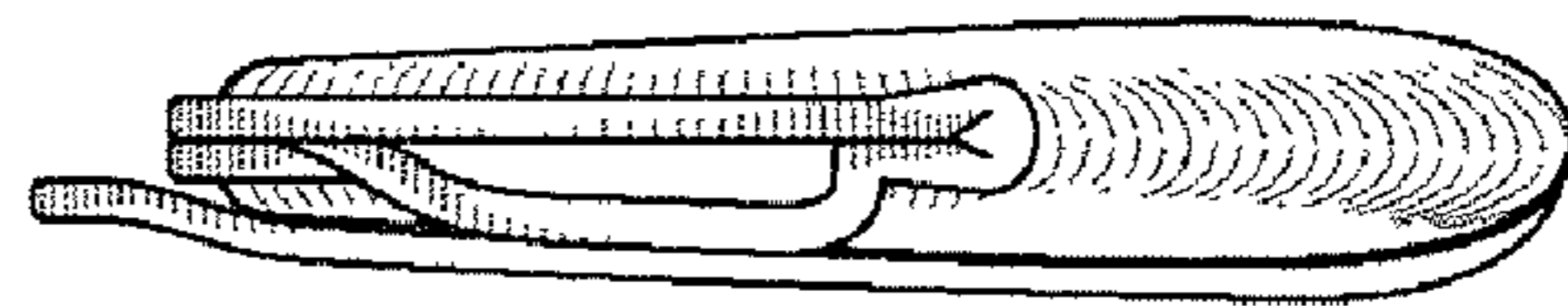
**FIG. 3**




**FIG. 4**



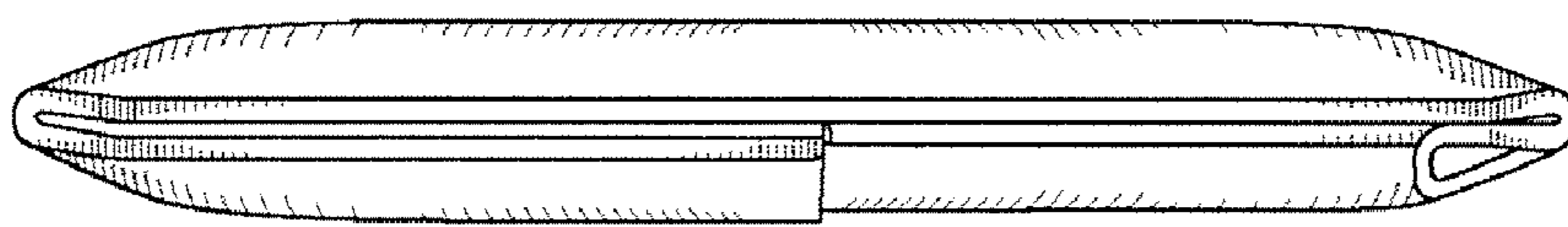
**FIG. 5**



**FIG. 6**



**FIG. 7**



**FIG. 8**