



US00D577759S

(12) **United States Design Patent**
Yee

(10) **Patent No.:** **US D577,759 S**
(45) **Date of Patent:** **** Sep. 30, 2008**

(54) **EYEGLASS**

(75) Inventor: **Peter Yee**, Irvine, CA (US)

(73) Assignee: **Oakley, Inc.**, Foothill Ranch, CA (US)

(**) Term: **14 Years**

(21) Appl. No.: **29/293,689**

(22) Filed: **Dec. 7, 2007**

(51) **LOC (8) Cl.** **16-06**

(52) **U.S. Cl.** **D16/326**

(58) **Field of Classification Search** D16/101,
D16/300-342; D29/109-110; D24/110.2;
351/41, 44, 51-52, 62, 158, 92, 103-123,
351/140, 153; 2/426-432, 447-449, 441,
2/434-437; D21/483, 659-661

See application file for complete search history.

(56) **References Cited**

U.S. PATENT DOCUMENTS

D187,299 S	2/1960	Behr	
D193,028 S	6/1962	Petitto	
D285,020 S	8/1986	Schmidthaler	
D382,290 S *	8/1997	Simioni	D16/326
D385,291 S *	10/1997	Jannard et al.	D16/326
D424,598 S *	5/2000	Simioni	D16/338
D426,258 S *	6/2000	Jannard et al.	D16/326
D533,580 S *	12/2006	Lane	D16/326
D543,574 S *	5/2007	Jannard et al.	D16/335
D550,755 S *	9/2007	Fuchs	D16/326
D553,368 S	10/2007	Yee et al.	
D555,187 S	11/2007	Yee	

D556,246 S	11/2007	Yee	
D558,816 S	1/2008	Yee	
D561,814 S *	2/2008	Thixton et al.	D16/326
D565,090 S *	3/2008	Yee	D16/326
D568,369 S *	5/2008	Della Valle	D16/326

OTHER PUBLICATIONS

Oliver Peoples, www.oliverpeoples.com, Vertigo model.
Sunglass Hut, www.sunglasshut.com, Killer Loop Sheer Model,
printed Jul. 18, 2005.

* cited by examiner

Primary Examiner—Raphael Barkai

(74) *Attorney, Agent, or Firm*—Gregory K. Nelson

(57) **CLAIM**

The ornamental design for an eyeglass, as shown and described.

DESCRIPTION

FIG. 1 is a front perspective view of the eyeglass of the present invention;

FIG. 2 is a front elevational view thereof;

FIG. 3 is a rear elevational view thereof;


FIG. 4 is a left-side elevational view thereof, the right-side elevational view being a mirror image thereof;

FIG. 5 is a top plan view thereof; and,

FIG. 6 is a bottom plan view thereof.

The broken lines of the oval shown in FIGS. 1, 2 and 4 are for illustrative purposes only and form no part of the claimed design.

1 Claim, 5 Drawing Sheets






FIG. 1




FIG. 2




FIG. 3

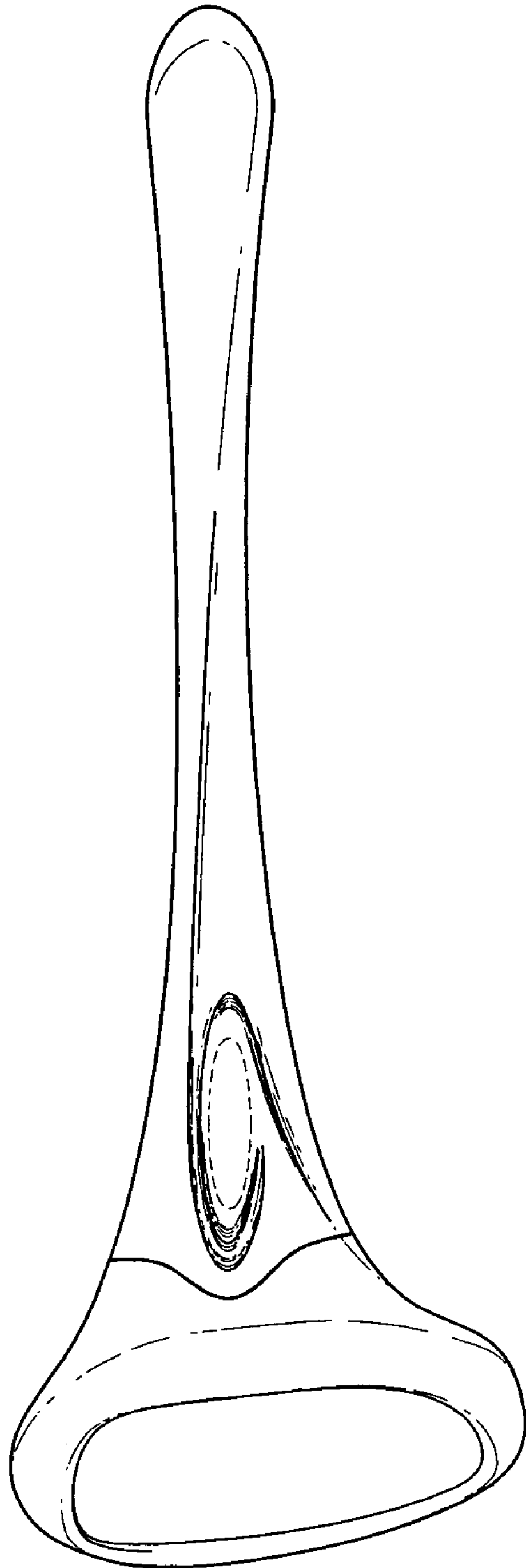


FIG. 4

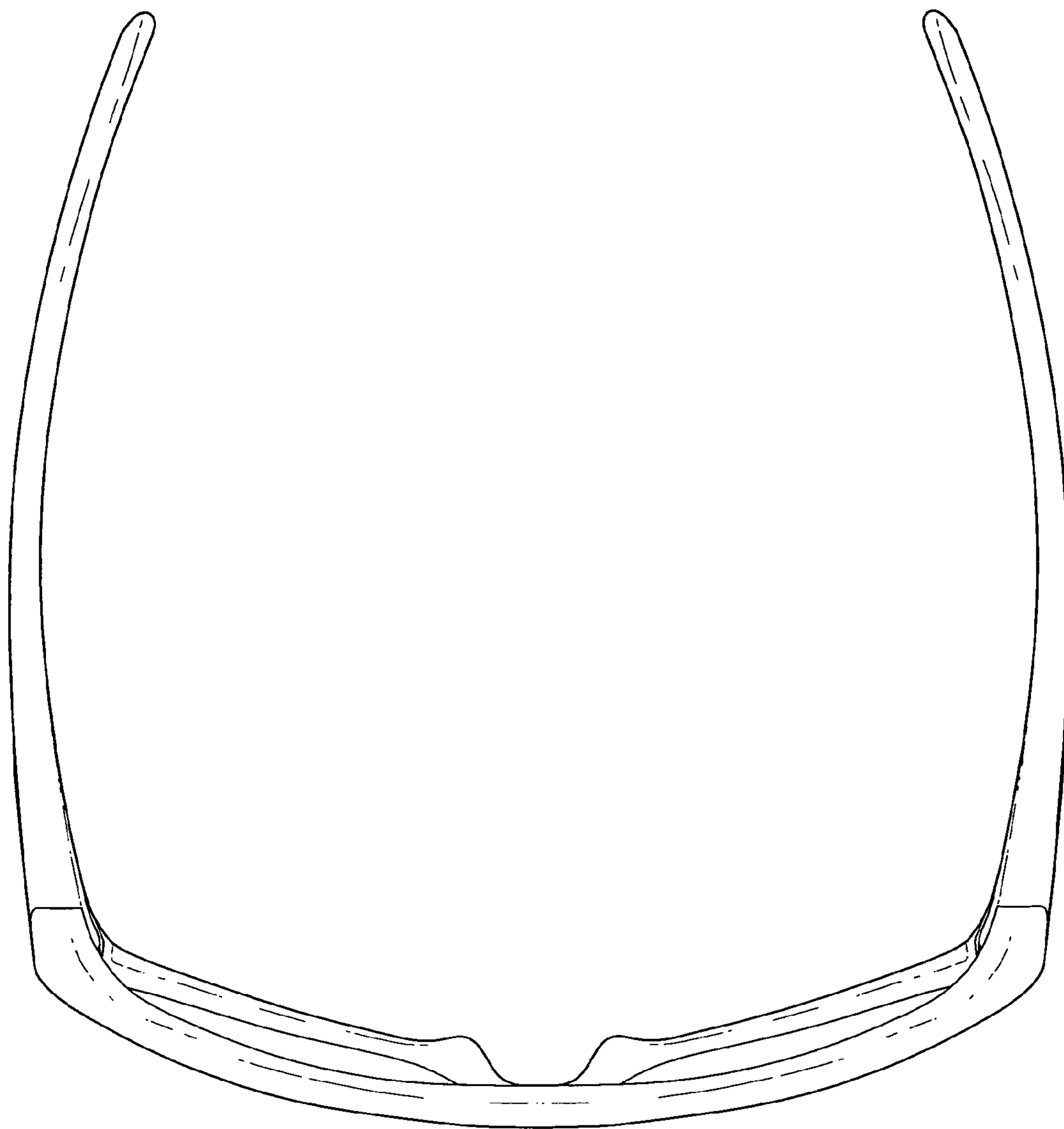


FIG. 5




FIG. 6