



US00D577751S

(12) **United States Design Patent**
Pinchot

(10) **Patent No.:** **US D577,751 S**
(45) **Date of Patent:** **** *Sep. 30, 2008**

(54) **EXTRUDER INSERT**

D450,732 S 11/2001 Pinchot

(75) Inventor: **James M. Pinchot**, Parma, OH (US)

(Continued)

(73) Assignee: **JMP Industries, Inc.**, Cleveland, OH (US)

FOREIGN PATENT DOCUMENTS

EP 556006-001/013 8/1993

(*) Notice: This patent is subject to a terminal disclaimer.

(Continued)

(**) Term: **14 Years**

OTHER PUBLICATIONS

U.S. Appl. No. 60/548,693, filed Feb. 27, 2004, Pinchot.

(21) Appl. No.: **29/285,099**

(Continued)

(22) Filed: **Mar. 21, 2007**

Primary Examiner—Sandra Snapp
Assistant Examiner—Patricia Palasik
(74) *Attorney, Agent, or Firm*—Fay Sharpe LLP; Brian E. Turung

(51) **LOC (8) Cl.** **15-09**

(52) **U.S. Cl.** **D15/139**

(58) **Field of Classification Search** D7/368,
D7/387, 665, 672, 676, 677; D15/138, 139,
D15/199; D21/386, 478, 484, 505; 134/22.12;
156/89; 264/39, 43, 44, 177.12, 229, 621,
264/631; 425/190, 191, 192 S, 192 R; 428/116,
428/213.5, 217.5; 501/95.2; 502/303–305,
502/328

(57) **CLAIM**

The ornamental design for an extruder insert, as shown and described.

See application file for complete search history.

DESCRIPTION

FIG. 1 is a perspective view of an extruder insert showing my new design;

(56) **References Cited**

U.S. PATENT DOCUMENTS

- 4,293,357 A 10/1981 Higuchi et al.
- 4,738,735 A 4/1988 Joncker et al.
- 4,846,657 A * 7/1989 Chao 425/190
- D400,937 S * 11/1998 Lun D21/478
- 5,882,782 A 3/1999 Tsubone
- D411,261 S * 6/1999 Movsesian D21/504
- 5,938,992 A 8/1999 Hamanaka et al.
- 5,972,254 A 10/1999 Sander
- 6,045,764 A 4/2000 Iizuka et al.
- 6,156,698 A 12/2000 Iida et al.
- 6,162,524 A 12/2000 Patchett et al.
- 6,206,675 B1 3/2001 Bevier
- D442,612 S 5/2001 Pinchot
- D444,487 S * 7/2001 Pinchot D15/199
- D446,794 S 8/2001 Pinchot

FIG. 2 is a top view of the extruder insert showing my new design;

FIG. 3 is an front end view of the extruder insert showing my new design;

FIG. 4 is a side view of the extruder insert showing my new design;

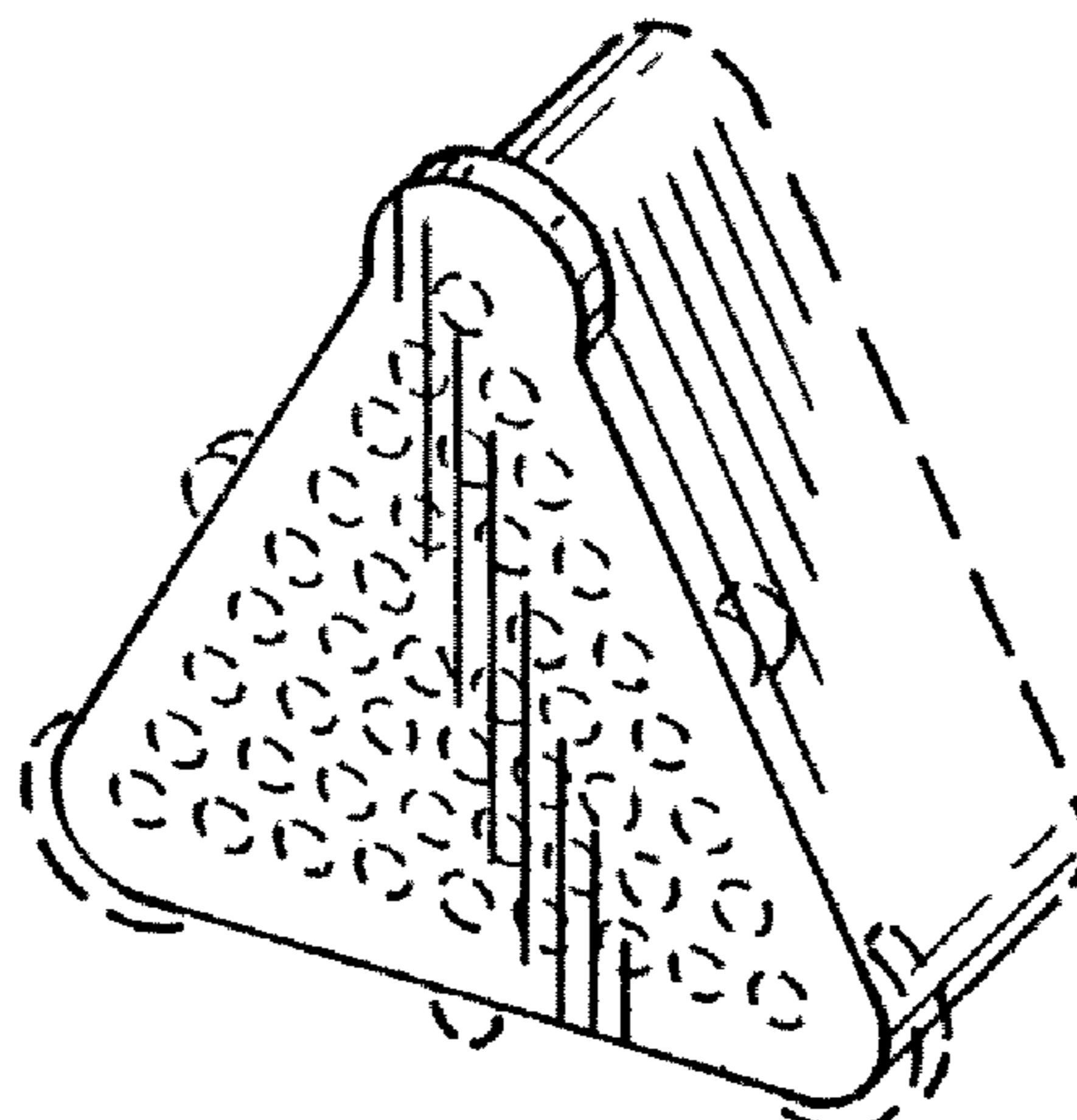
FIG. 5 is a bottom view of the extruder insert showing my new design;

FIG. 6 is a back end view of the extruder insert showing my new design; and,

FIG. 7 is a cross-sectional view along line 7—7 of FIG. 2.

The broken line showing of a surface and a circle grouping and portions of the extruder insert are included for the purpose of illustrating non-claimed subject matter and form no part of the claimed design.

1 Claim, 1 Drawing Sheet



U.S. PATENT DOCUMENTS

D452,257 S 12/2001 Pinchot
 D469,116 S 1/2003 Pinchot
 D469,117 S * 1/2003 Pinchot D15/139
 D469,452 S 1/2003 Pinchot
 D469,453 S 1/2003 Pinchot
 D469,454 S 1/2003 Pinchot
 D470,869 S * 2/2003 Pinchot D15/139
 D470,870 S * 2/2003 Pinchot D15/139
 D472,252 S 3/2003 Pinchot
 D485,286 S 1/2004 Pinchot
 D494,198 S 8/2004 Pinchot
 D496,377 S 9/2004 Pinchot
 D497,376 S 10/2004 Pinchot
 D505,164 S * 5/2005 McCabe D21/505
 D523,452 S 6/2006 Pinchot
 D531,197 S 10/2006 Pinchot
 D534,562 S 1/2007 Pinchot
 D544,891 S * 6/2007 Pinchot D15/139
 2001/0008642 A1 7/2001 Meyer
 2004/0022886 A1 2/2004 Sagar et al.

FOREIGN PATENT DOCUMENTS

EP 000556022 8/1993
 EP 556022-01/04 8/1993
 EP 556030-01/04 8/1993
 WO PCT/US06/005731 2/2006
 WO PCT/US07/000300 1/2007

OTHER PUBLICATIONS

U.S. Appl. No. 11/062,220, filed Feb. 18, 2005, Pinchot.
 U.S. Appl. No. 29/242,613, filed Nov. 10, 2005, Pinchot.
 U.S. Appl. No. 29/242,779, filed Nov. 15, 2005, Pinchot.
 U.S. Appl. No. 29/242,881, filed Nov. 15, 2005, Pinchot.
 U.S. Appl. No. 29/263,182, filed Jul. 14, 2006, Pinchot.

U.S. Appl. No. 29/263,183, filed Jul. 14, 2006, Pinchot.
 U.S. Appl. No. 29/263,184, filed Jul. 14, 2006, Pinchot.
 U.S. Appl. No. 29/263,185, filed Jul. 14, 2006, Pinchot.
 U.S. Appl. No. 29/263,364, filed Jul. 14, 2006, Pinchot.
 U.S. Appl. No. 11/651,063, filed Jan. 8, 2007, Pinchot.
 U.S. Appl. No. 29/272,847, filed Feb. 20, 2007, Pinchot.
 U.S. Appl. No. 29/285,075, filed Mar. 21, 2007, Pinchot.
 U.S. Appl. No. 29/285,076, filed Mar. 21, 2007, Pinchot.
 U.S. Appl. No. 29/285,077, filed Mar. 21, 2007, Pinchot.
 U.S. Appl. No. 29/285,078, filed Mar. 21, 2007, Pinchot.
 U.S. Appl. No. 29/285,079, filed Mar. 21, 2007, Pinchot.
 U.S. Appl. No. 29/285,080, filed Mar. 21, 2007, Pinchot.
 U.S. Appl. No. 29/285,081, filed Mar. 21, 2007, Pinchot.
 U.S. Appl. No. 29/285,082, filed Mar. 21, 2007, Pinchot.
 U.S. Appl. No. 29/285,083, filed Mar. 21, 2007, Pinchot.
 U.S. Appl. No. 29/285,084, filed Mar. 21, 2007, Pinchot.
 U.S. Appl. No. 29/295,092, filed Mar. 21, 2007, Pinchot.
 U.S. Appl. No. 29/285,094, filed Mar. 21, 2007, Pinchot.
 U.S. Appl. No. 29/285,095, filed Mar. 21, 2007, Pinchot.
 U.S. Appl. No. 29/285,096, filed Mar. 21, 2007, Pinchot.
 U.S. Appl. No. 29/285,098, filed Mar. 21, 2007, Pinchot.
 U.S. Appl. No. 29/285,099, filed Mar. 21, 2007, Pinchot.
 U.S. Appl. No. 29/285,100, filed Mar. 21, 2007, Pinchot.
 U.S. Appl. No. 29/285,108, filed Mar. 21, 2007, Pinchot.
 U.S. Appl. No. 29/285,101, filed Mar. 21, 2007, Pinchot.
 U.S. Appl. No. 29/285,109, filed Mar. 21, 2007, Pinchot.
 U.S. Appl. No. 29/285,110, filed Mar. 21, 2007, Pinchot.
 U.S. Appl. No. 29/285,111, filed Mar. 21, 2007, Pinchot.
 U.S. Appl. No. 29/285,112, filed Mar. 21, 2007, Pinchot.
 U.S. Appl. No. 29/285,115, filed Mar. 21, 2007, Pinchot.
 U.S. Appl. No. 29/285,116, filed Mar. 21, 2007, Pinchot.
 U.S. Appl. No. 29/285,127, filed Mar. 21, 2007, Pinchot.
 U.S. Appl. No. 29/285,128, filed Mar. 21, 2007, Pinchot.
 U.S. Appl. No. 29/285,130, filed Mar. 21, 2007, Pinchot.
 U.S. Appl. No. 29/285,131, filed Mar. 21, 2007, Pinchot.

* cited by examiner

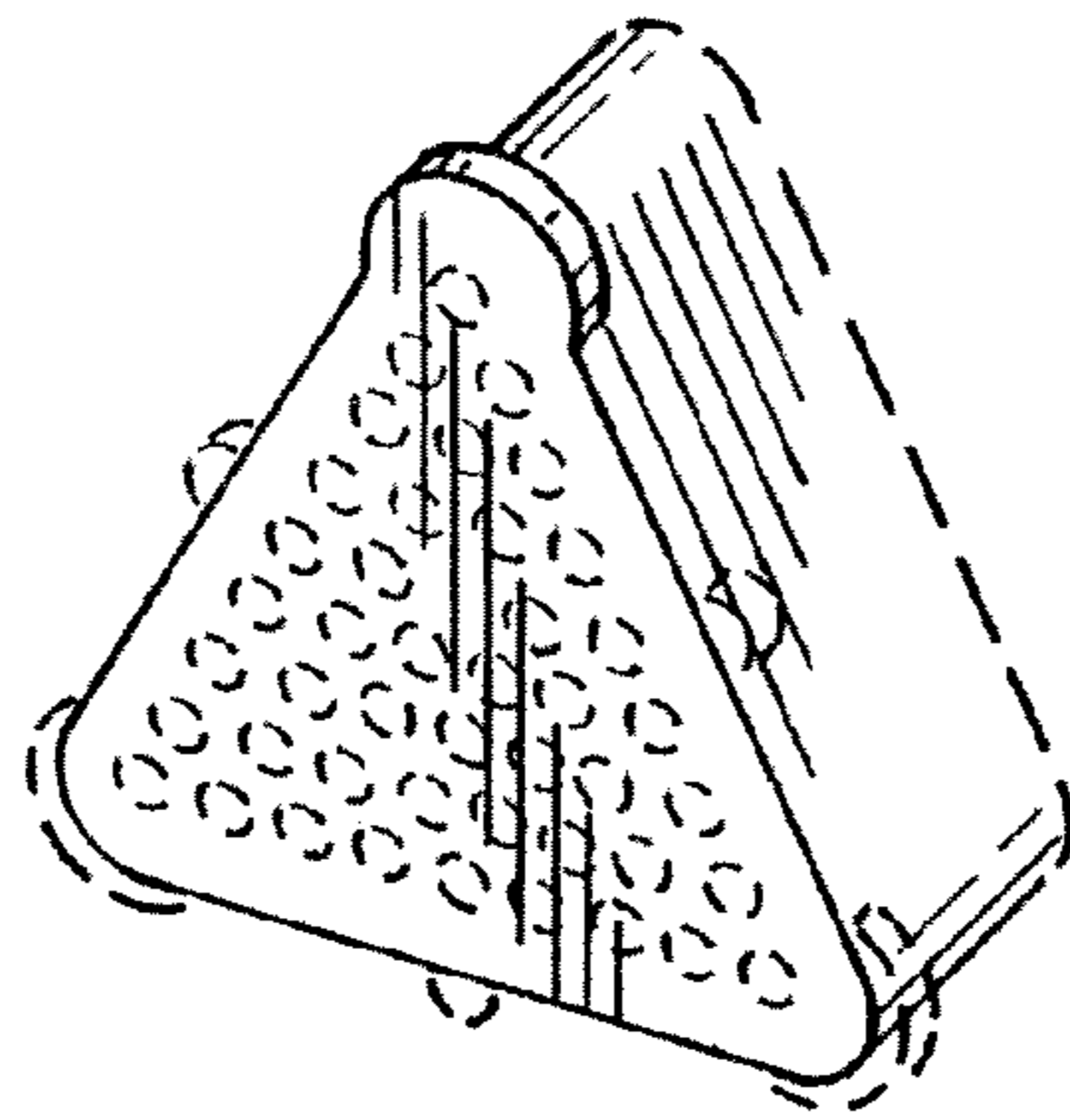


FIG. 1



FIG. 3

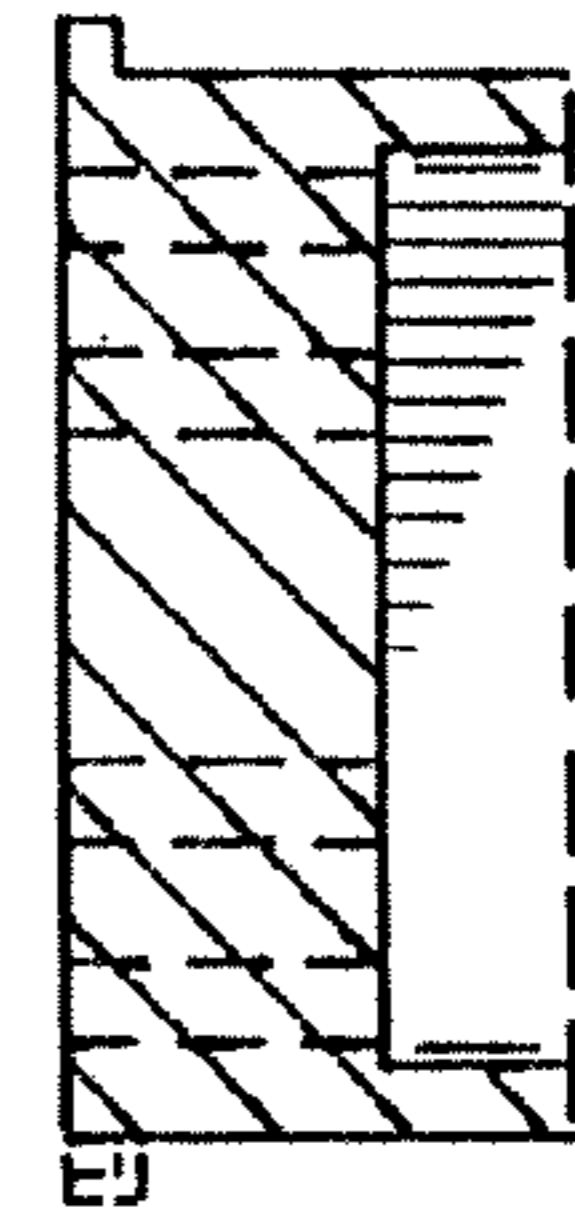


FIG. 7

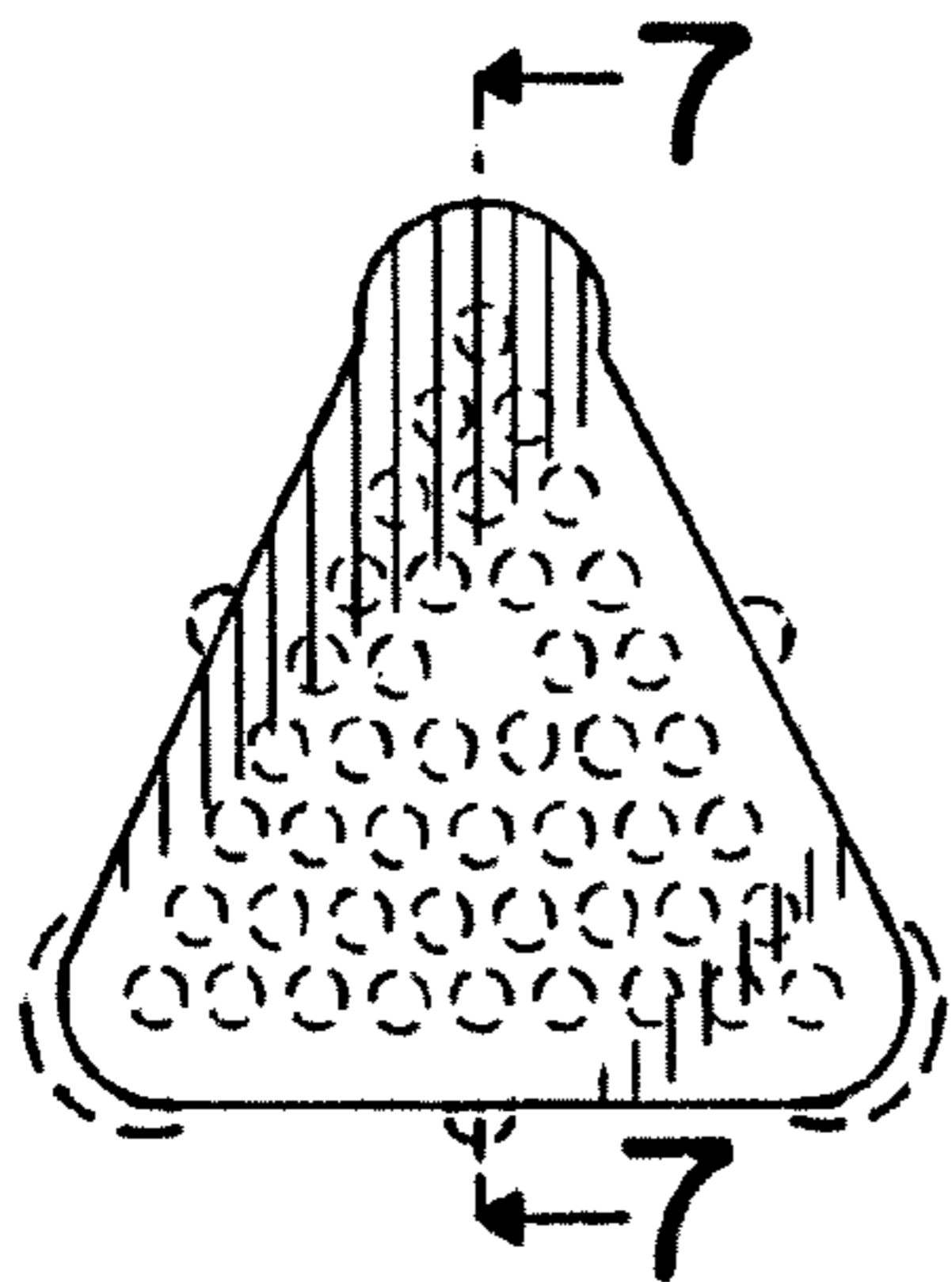


FIG. 2

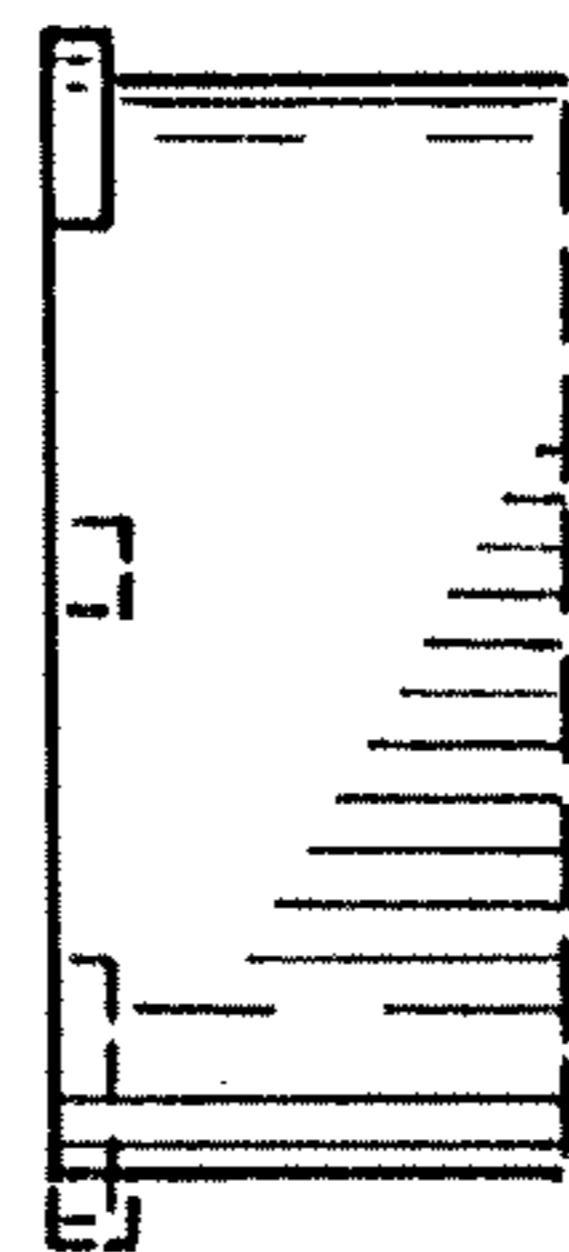


FIG. 4

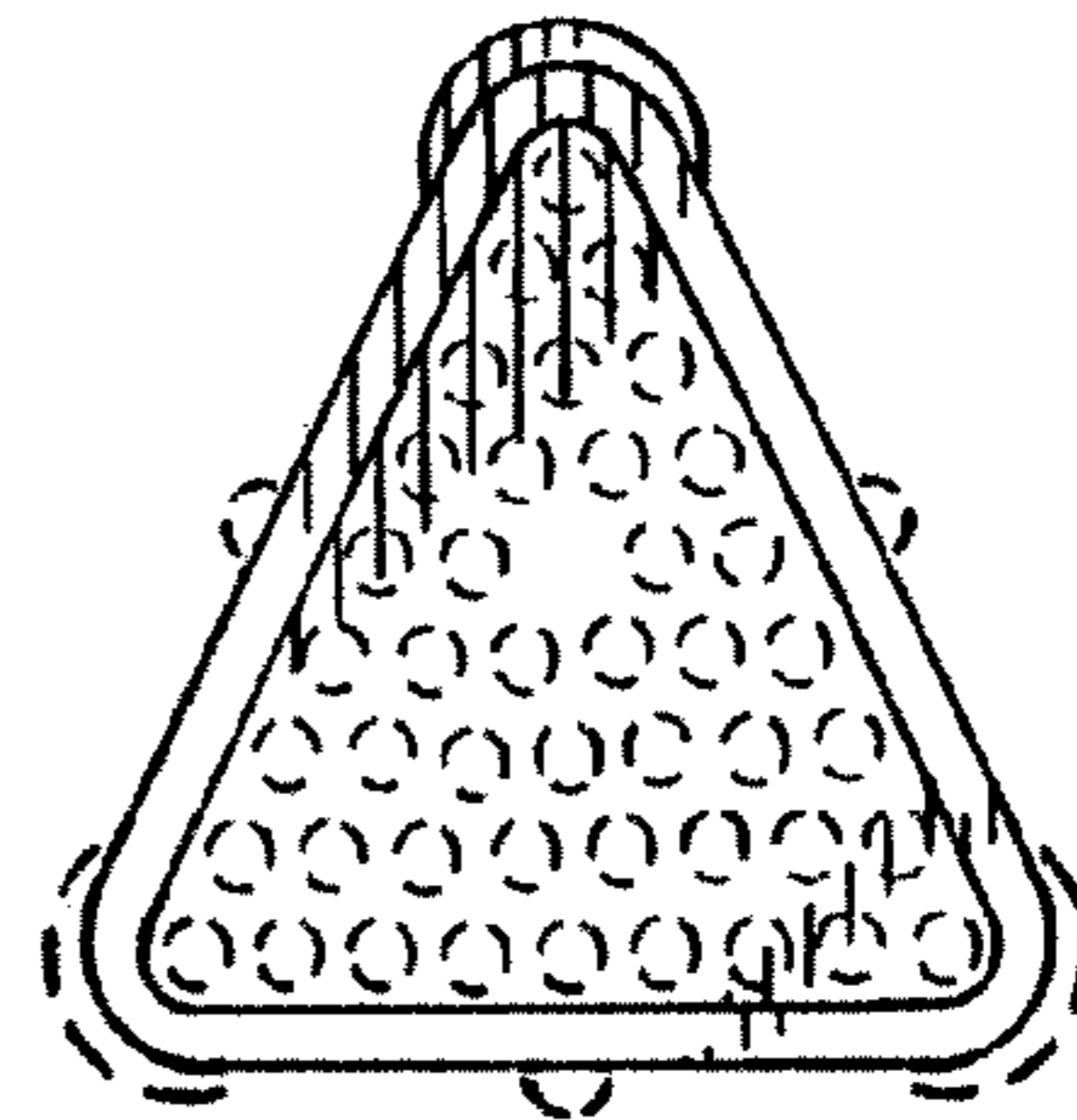


FIG. 5



FIG. 6