



US00D577734S

(12) **United States Design Patent**
Ryu et al.

(10) **Patent No.:** **US D577,734 S**

(45) **Date of Patent:** **** Sep. 30, 2008**

(54) **DISPLAY PANEL WITH A POP-UP WINDOW FOR A USER INTERFACE**

2007/0083911 A1* 4/2007 Madden et al. 725/135

(75) Inventors: **Young-Jae Ryu**, Youngin-shi (KR);
Hyun-Chung Kim, Seoul (KR); **Jun Lee**, Seoul (KR); **Do-Hun Im**, Seoul (KR)

OTHER PUBLICATIONS

U.S. Appl. No. 29/228,103, Applicant: Jee-Yeun Wang, et al. filed Apr. 20, 2005 entitled Portable Telephone Having Indicating Image Design Displayed Thereon.

(73) Assignee: **Samsung Electronics Co., Ltd.**,
Kyunggi-do (KR)

(Continued)

(**) Term: **14 Years**

Primary Examiner—Freda S. Nunn

Assistant Examiner—Angela J Lee

(21) Appl. No.: **29/251,184**

(74) *Attorney, Agent, or Firm*—Flynn, Thiel, Boutell & Tanis, P.C.

(22) Filed: **Jan. 4, 2006**

(57) **CLAIM**

(51) **LOC (8) Cl.** **14-04**

The ornamental design for a display panel with a pop-up window for a user interface, as shown and described.

(52) **U.S. Cl.** **D14/486**

(58) **Field of Classification Search** D14/485-95;
345/592, 594, 628, 629; 715/505, 509, 517,
715/526, 528, 700, 703, 714, 716, 717, 718,
715/719, 720, 721, 722, 723, 726, 727, 728,
715/730, 762, 763, 768, 771, 780, 781, 783,
715/790, 792, 797, 808, 809, 810, 825, 828,
715/829, 835, 837, 838, 840, 841, 842, 843,
715/844, 845, 846, 864, 867, 902, 908, 961,
715/963, 975

DESCRIPTION

See application file for complete search history.

The file of this patent contains at least one drawing executed in color. Copies of this patent with color drawings will be provided by the Office upon request and payment of the necessary fee.

(56) **References Cited**

U.S. PATENT DOCUMENTS

- 5,615,367 A * 3/1997 Bennett et al. 707/102
- 5,640,498 A * 6/1997 Chew 715/790
- 6,105,043 A * 8/2000 Francisco et al. 715/513
- D467,252 S * 12/2002 Lee D14/486
- D507,576 S * 7/2005 Hally et al. D14/486
- D509,509 S * 9/2005 Totten et al. D14/486
- D519,518 S * 4/2006 Gibson D14/486
- D522,017 S * 5/2006 Fong et al. D14/488
- D523,442 S * 6/2006 Hiramatsu D14/488
- 2003/0038842 A1* 2/2003 Peck et al. 345/763
- 2005/0216840 A1* 9/2005 Salvucci 715/723
- 2005/0235209 A1* 10/2005 Morita et al. 715/716

FIG. 1 is a top front perspective view of a display panel with a pop-up window for a user interface showing our new design;

FIG. 2 is a front elevational view thereof;

FIG. 3 is a rear elevational view thereof;

FIG. 4 is a left side elevational view thereof;


FIG. 5 is a right side elevational view thereof;

FIG. 6 is a top plan view thereof; and,

FIG. 7 is a bottom plan view.

The broken line showing of a display panel and a speaker is included for the purpose of illustrating the pop-up window and user interface for display on a television receiver and forms no part of the claimed design.

1 Claim, 4 Drawing Sheets
(2 of 4 Drawing Sheet(s) Filed in Color)



OTHER PUBLICATIONS

U.S. Appl. No. 29/228,104, Applicant: Hong-Hee Kim, et al. filed Apr. 20, 2005 entitled Portable Telephone Having Indicating Image Design Displayed Thereon.

U.S. Appl. No. 29/228,149, Applicant: Ae-Jung Seo, et al. filed Apr. 20, 2005 entitled Portable Telephone Having Indicating Image Design Displayed Thereon.

U.S. Appl. No. 29/228,150, Applicant: Sun-Young Kim, et al. filed Apr. 20, 2005 entitled Monitor Having Home Network Indicating Image Design Displayed Thereon.

U.S. Appl. No. 29/236,447, Applicant: So-Young Shin, et al. filed Aug. 16, 2005 entitled Computer Monitor Having Indicating Image Design Displayed Thereon.

U.S. Appl. No. 29/236,448, Applicant: Yi-Sak Park, et al. filed Aug. 16, 2005 entitled Telephone Having Indicating Image Design Displayed Thereon.

U.S. Appl. No. 29/236,446, Applicant: Yi-Sak Park, et al. filed Aug. 16, 2005 entitled Computer Monitor Having Indicating Image Design Displayed Thereon.

U.S. Appl. No. 29/236,449, Applicant: So-Young Shin, et al. filed Aug. 16, 2005 entitled Portable Telephone Having Indicating Image Design Displayed Thereon.

U.S. Appl. No. 29/243,947, Applicant: Ji-Hoon Kim, et al. filed Dec. 2, 2005 entitled Portable Telephone Having Indicating Image Design Displayed Thereon.

U.S. Appl. No. 29/243,945, Applicant: Ji-Hoon Kim, et al. filed Dec. 2, 2005 entitled Portable Telephone Having Indicating Image Design Displayed Thereon.

U.S. Appl. No. 29/244,137, Applicant: Ji-Hoon Kim, et al. filed Dec. 6, 2005 entitled Television Receiver Having Indicating Image Design Displayed Thereon.

U.S. Appl. No. 29/244,152, Applicant: Ji-Hoon Kim, et al. filed Dec. 6, 2005 entitled Television Receiver Having Indicating Image Design Displayed Thereon.

U.S. Appl. No. 29/244,153, Applicant: Ji-Hoon Kim, et al. filed Dec. 6, 2005 entitled Television Receiver Having Indicating Image Design Displayed Thereon.

U.S. Appl. No. 29/243,948, Applicant: Dok-Shin Lim, et al. filed Dec. 2, 2005 entitled Portable Telephone Having Indicating Image Design Displayed Thereon.

U.S. Appl. No. 29/251,186, Applicant: Joo-Hoon Park, et al. filed Jan. 4, 2006 entitled User Interface for a Television Receiver.

U.S. Appl. No. 29/251,185, Applicant: Young-Jae Ryu, et al. filed Jan. 4, 2006 entitled Pop-Up Window for a User Interface for a Television Receiver.

U.S. Appl. No. 29/252,004, Applicant: Young-Jae Ryu, et al. filed Jan. 17, 2006 entitled User Interface for a Television Receiver.

U.S. Appl. No. 29/252,005, Applicant: Young-Jae Ryu, et al. filed Jan. 17, 2006 entitled User Interface for a Television Receiver.

U.S. Appl. No. 29/252,002, Applicant: Young-Jae Ryu, et al. filed Jan. 17, 2006 entitled Pop-Up Window for User Interface for a Television Receiver.

U.S. Appl. No. 29/252,008, Applicant: Young-Jae Ryu, et al. filed Jan. 17, 2006 entitled User Interface for a Television Receiver.

U.S. Appl. No. 29/252,007, Applicant: Young-Jae Ryu, et al. filed Jan. 17, 2006 entitled User Interface for a Television Receiver.

* cited by examiner

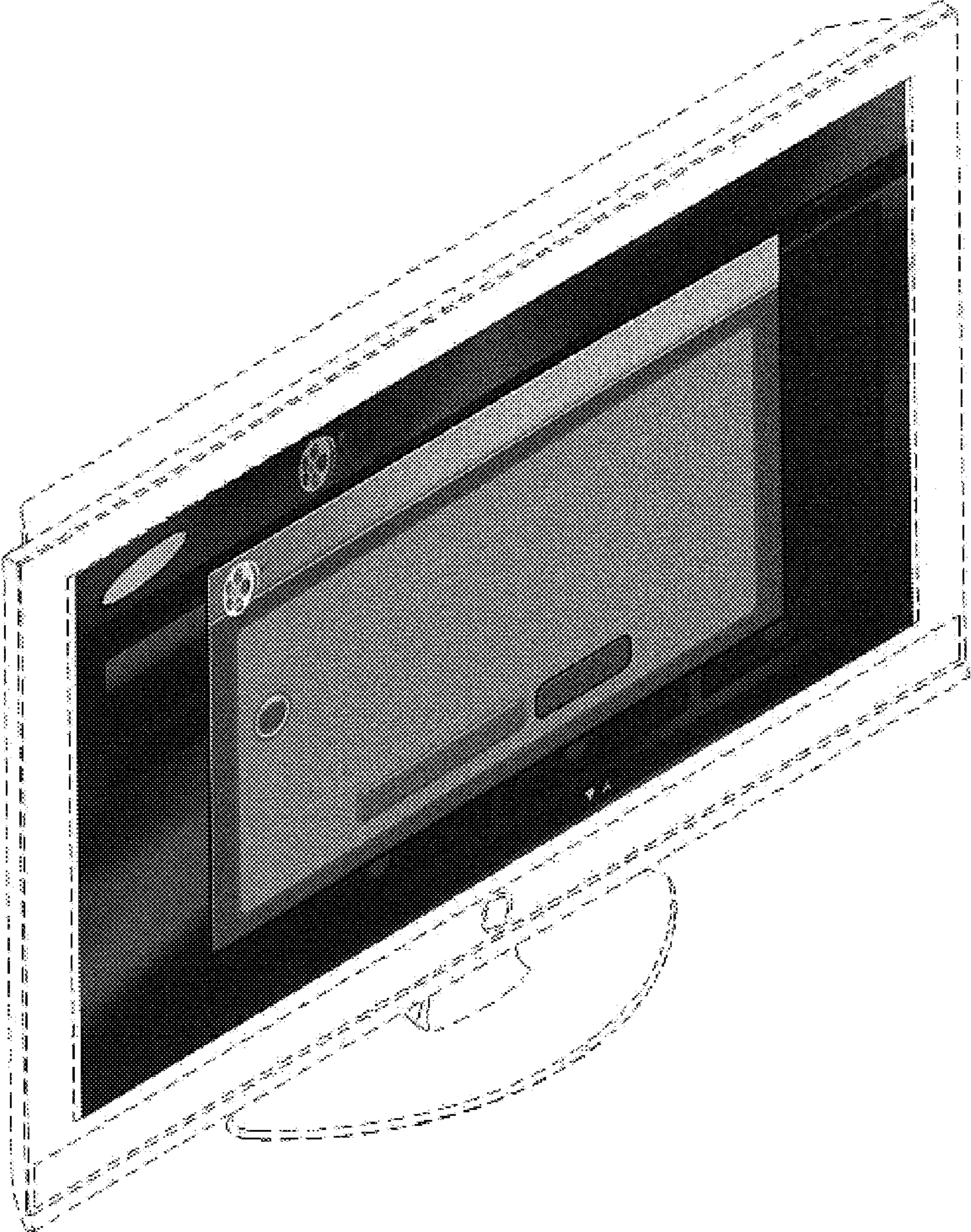


FIG. 1




FIG. 2

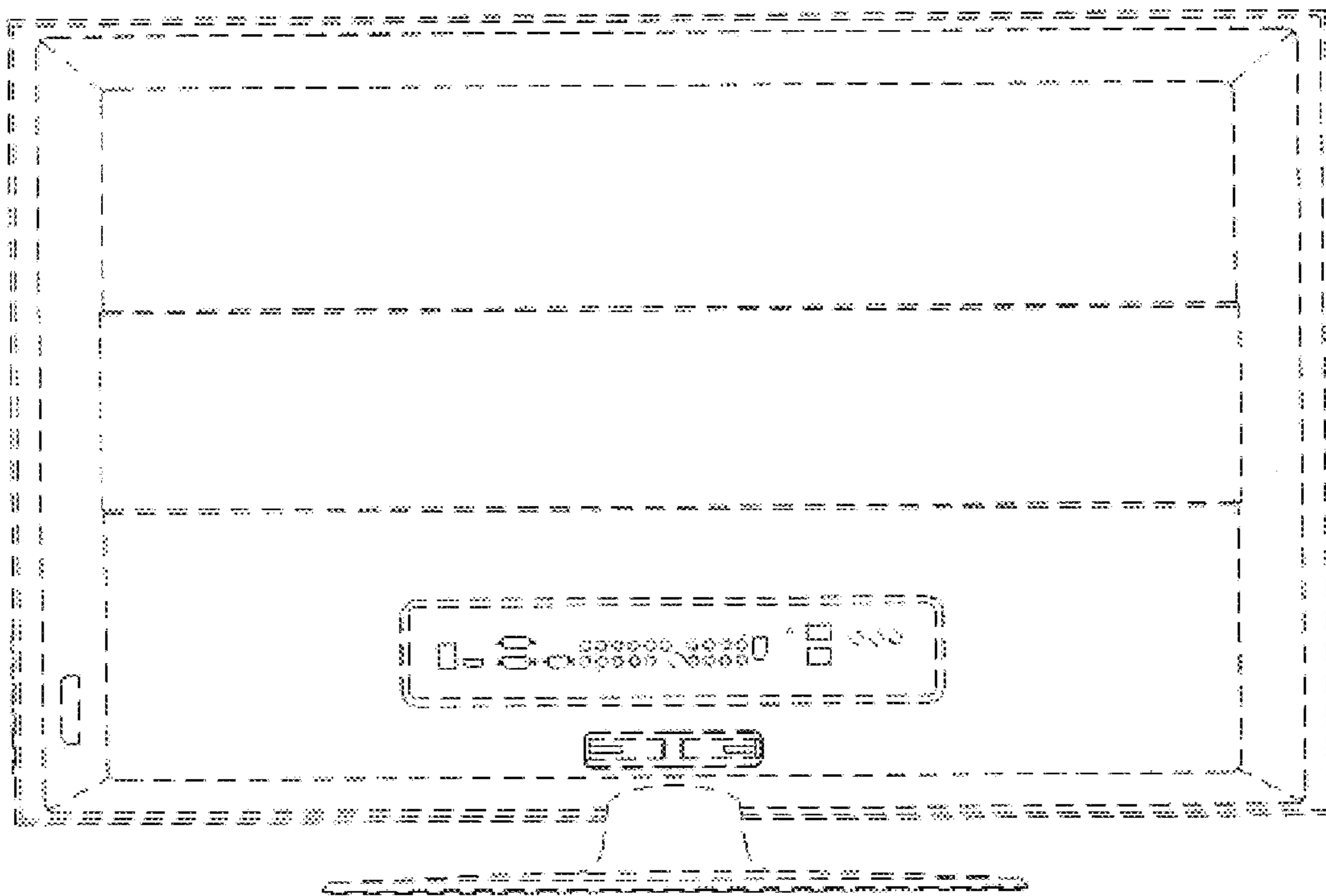


FIG. 3

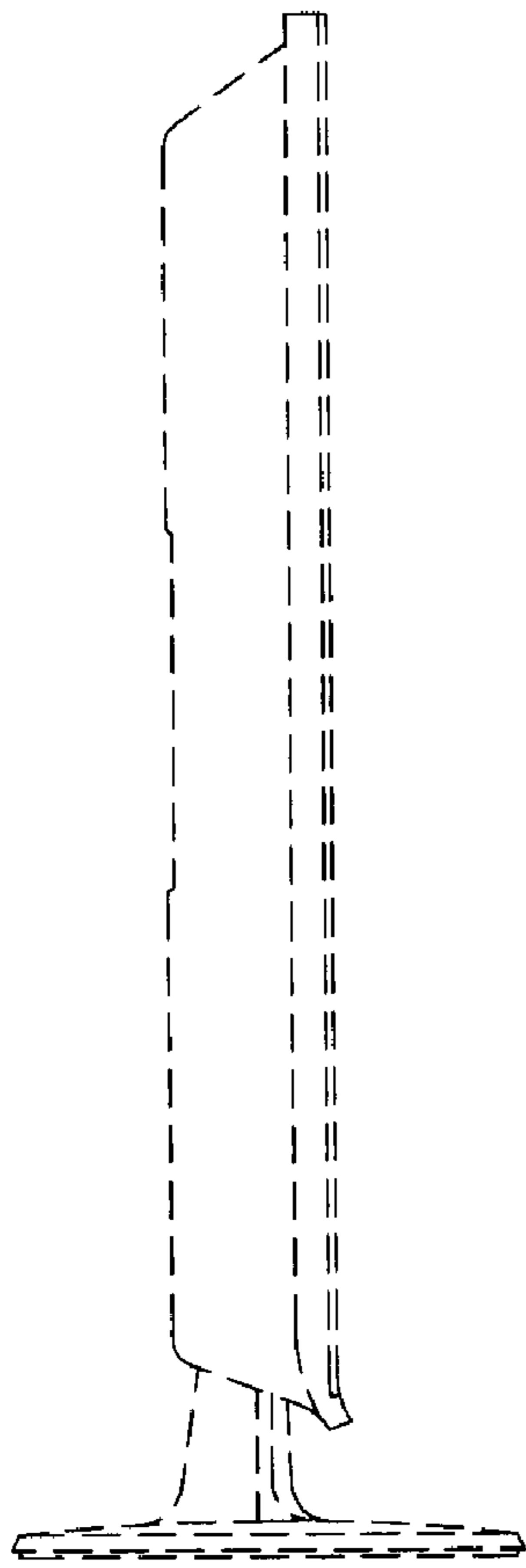


FIG. 4

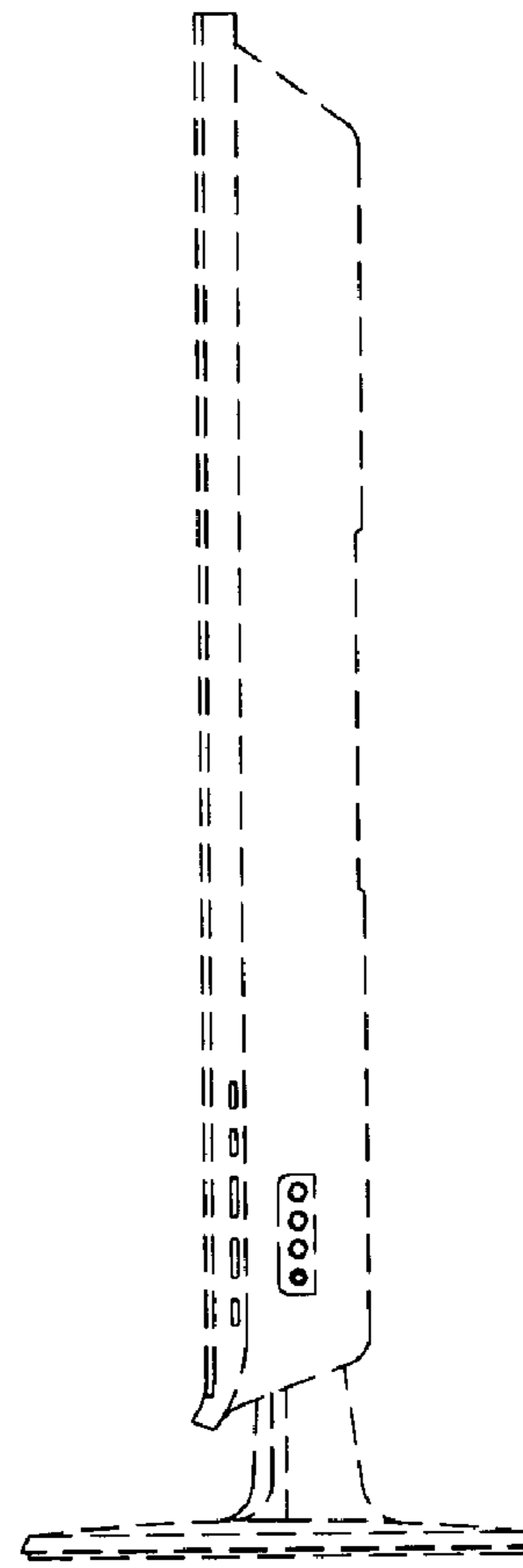


FIG. 5

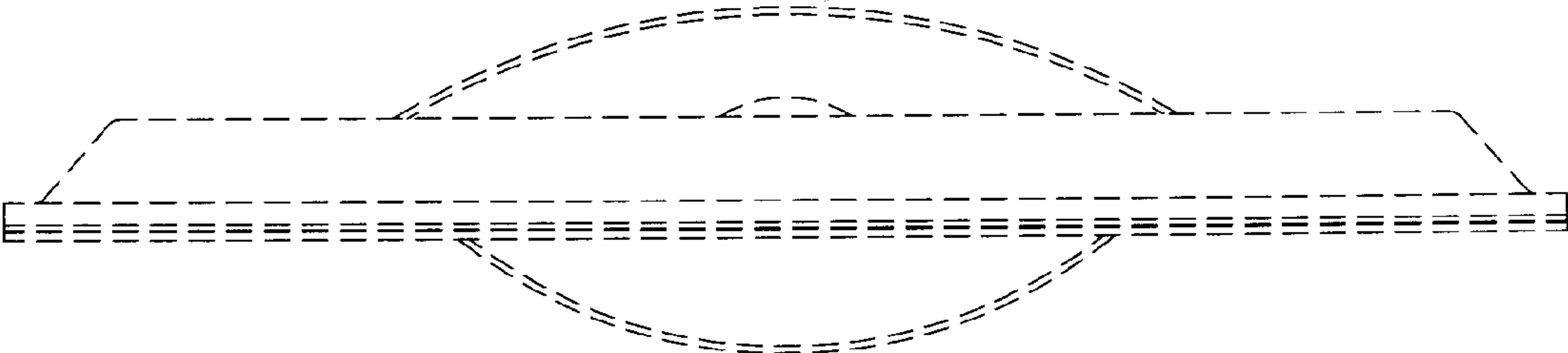


FIG. 6

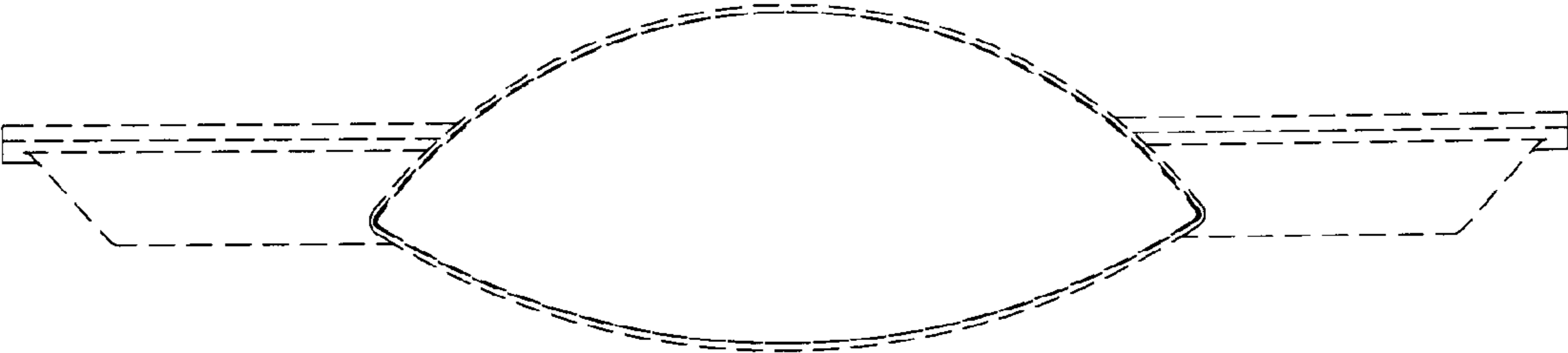


FIG. 7