



US00D577733S

(12) **United States Design Patent**  
**Park et al.**

(10) **Patent No.:** **US D577,733 S**

(45) **Date of Patent:** **\*\* Sep. 30, 2008**

(54) **VIDEO DISPLAY FOR TELEPHONE**

(75) Inventors: **Yi Sak Park**, Seoul (KR); **Ji Hoon Kim**,  
Seoul (KR); **Yeon Hee Hong**, Seoul  
(KR)

(73) Assignee: **Samsung Electronics Co., Ltd.**,  
Suwon-Si (KR)

(\*\*) Term: **14 Years**

(21) Appl. No.: **29/267,520**

(22) Filed: **Oct. 17, 2006**

(30) **Foreign Application Priority Data**

Apr. 17, 2006 (KR) ..... 30-2006-0014262

(51) **LOC (8) Cl.** ..... **14-04**

(52) **U.S. Cl.** ..... **D14/485**

(58) **Field of Classification Search** ..... D14/485-495;  
715/505, 509, 700, 703, 712, 715, 718, 719,  
715/726, 730, 732, 739, 748, 757, 759, 762,  
715/763, 768, 776, 779, 781, 808, 809, 810,  
715/811, 812, 813, 814, 815, 816, 817, 818,  
715/819, 820, 821, 822, 823, 824, 825, 826,  
715/828, 829, 835, 836, 837, 838, 839, 840,  
715/841, 842, 843, 844, 845, 846, 847, 848,  
715/849, 850, 861, 864, 866, 867, 908, 961;  
715/962, 963, 970.1, 976, 977; 345/420,  
345/426, 427, 628, 646, 902, 949, 953, 955;  
D10/15, 22, 39, 126; 368/15, 16, 17, 18

See application file for complete search history.

(56) **References Cited**

**U.S. PATENT DOCUMENTS**

D467,508 S \* 12/2002 Kwok ..... D10/15  
6,593,945 B1 \* 7/2003 Nason et al. .... 715/779

6,903,743 B2 \* 6/2005 Ng ..... 345/473  
6,961,912 B2 \* 11/2005 Aoki et al. .... 715/863  
D512,723 S \* 12/2005 Wirz ..... D14/485  
7,068,569 B2 \* 6/2006 Dutkiewicz ..... 368/10  
7,199,802 B2 \* 4/2007 Gusmorino et al. .... 345/589  
D547,204 S \* 7/2007 Bhavnani et al. .... D10/15  
2004/0075702 A1 \* 4/2004 Ng ..... 345/867  
2005/0091608 A1 \* 4/2005 Gusmorino et al. .... 715/801  
2007/0018957 A1 \* 1/2007 Seo ..... 345/156

\* cited by examiner

*Primary Examiner*—Cathron Brooks

*Assistant Examiner*—Angela J Lee

(74) *Attorney, Agent, or Firm*—Staas & Halsey LLP

(57) **CLAIM**

The ornamental design for the video display for telephone, as shown and described.

**DESCRIPTION**

FIG. 1 is a perspective view of a video display for telephone; FIG. 2 is a front view of the video display for telephone of FIG. 1;

FIG. 3 is a top plan view of the video display for telephone of FIG. 1; and,

FIG. 4 is an enlarged front view of the video display for telephone of FIG. 1.

Features shown in dash lines in the drawings form no part of the claimed design.

The broken line showing of a telephone is included for the purpose of illustrating portions of the article and forms no part of the claimed design.

**1 Claim, 4 Drawing Sheets**


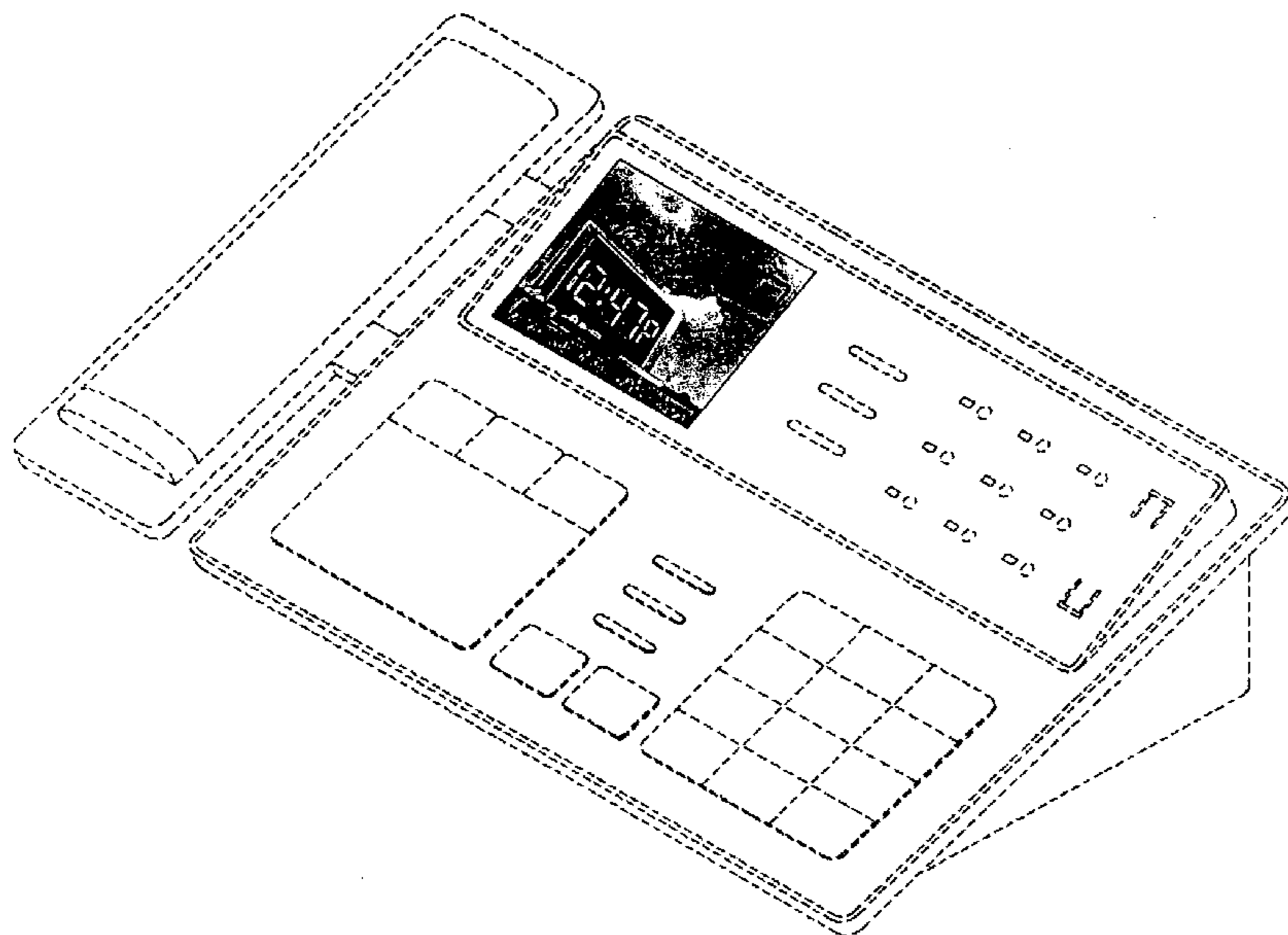


FIG. 1

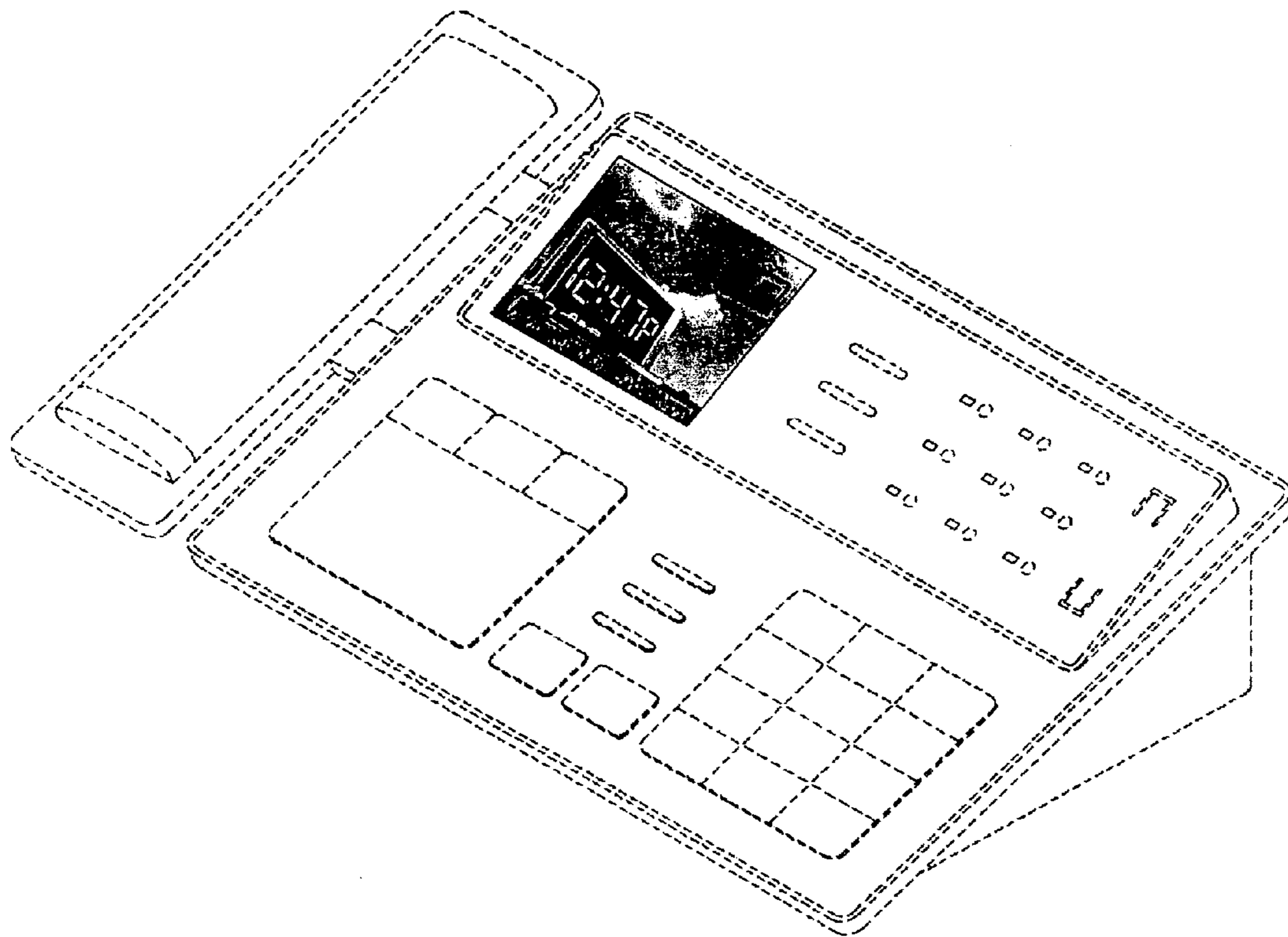


FIG. 2

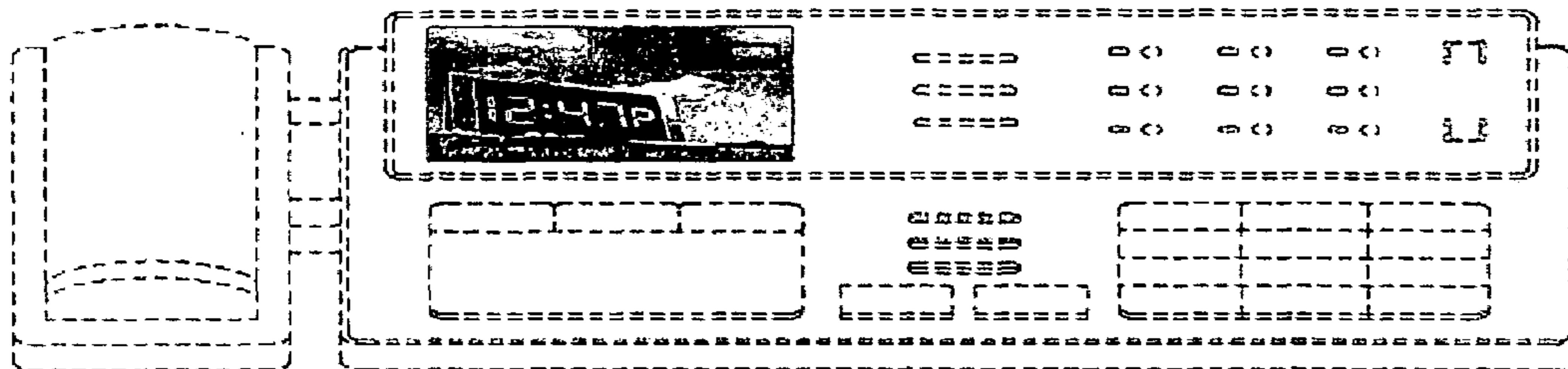


FIG. 3

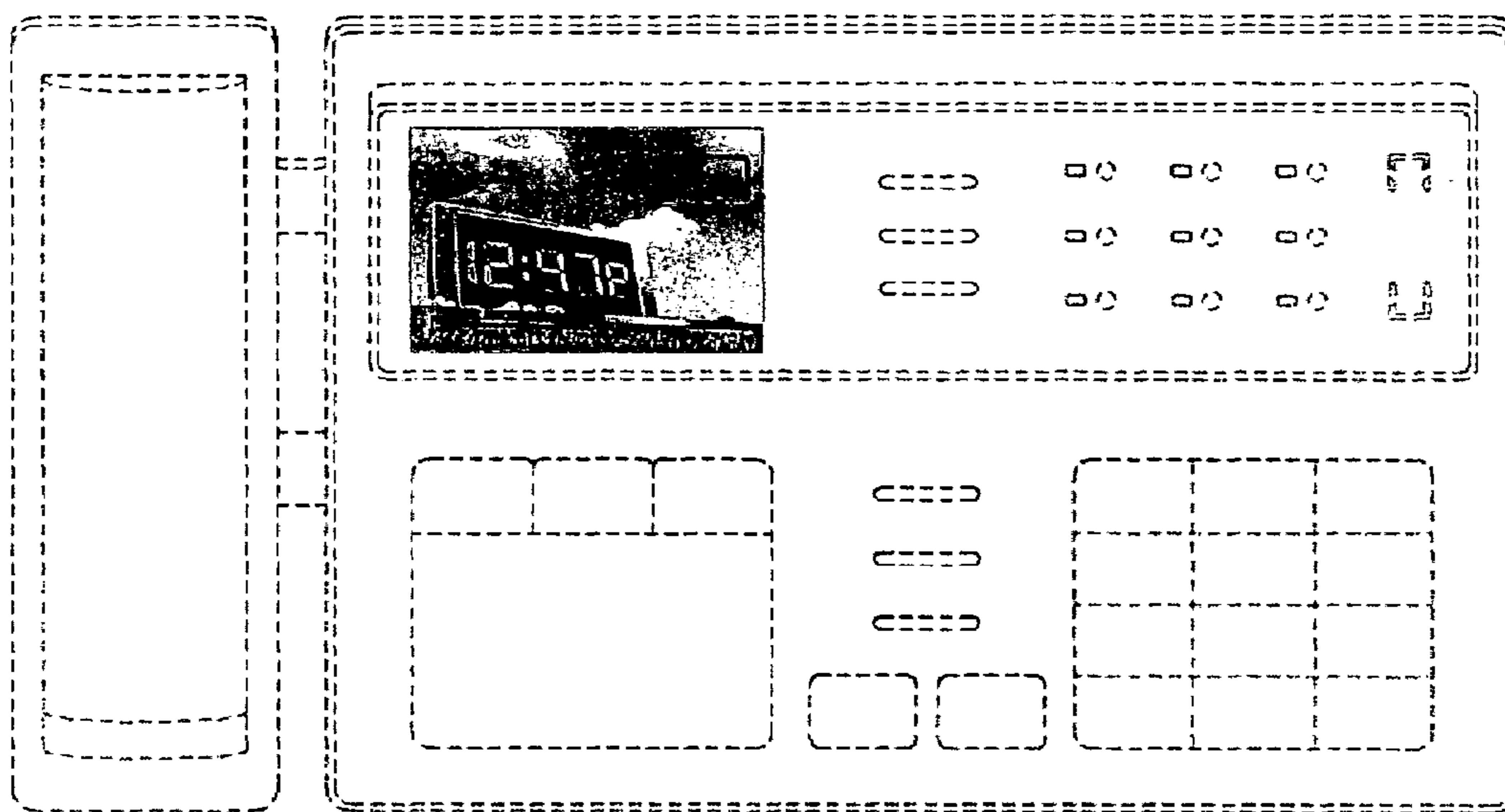


FIG. 4

