

US00D577720S

(12) **United States Design Patent**
Freed et al.

(10) **Patent No.:** **US D577,720 S**
(45) **Date of Patent:** **** Sep. 30, 2008**

(54) **ELECTRONIC TABLET**

(75) Inventors: **Robert M. Freed**, Kenmore, WA (US);
William A. S. Buxton, Toronto (CA);
Margaret Johnson, Kirkland, WA (US);
Margaret E. Winsor, Seattle, WA (US)

(73) Assignee: **Microsoft Corporation**, Redmond, WA (US)

(**) Term: **14 Years**

(21) Appl. No.: **29/275,012**

(22) Filed: **Dec. 8, 2006**

(51) **LOC (8) Cl.** **14-02**

(52) **U.S. Cl.** **D14/342**

(58) **Field of Classification Search** D14/314,
D14/342, 343, 344, 345, 346, 347, 454, 439,
D14/455, 456, 137, 192, 239, 247, 315, 327,
D14/331, 336, 338, 339, 374, 393, 394, 399,
D14/400, 401, 429, 432, 496, 125, 126, 129,
D14/130, 138; D21/324, 329, 330, 331,
D21/333; D18/7; D10/32; 455/556.1, 556.2;
379/433.01, 433.07, 433.1, 433.11, 433.12,
379/433.13; 345/169, 173; 348/14.02, 790;
341/22; 361/680; 273/148 B; 368/281
See application file for complete search history.

(56) **References Cited**

U.S. PATENT DOCUMENTS

5,695,345 A * 12/1997 Weiner et al. 434/317
D469,762 S * 2/2003 Iwama et al. D14/341
D484,133 S * 12/2003 Liu et al. D14/375
6,757,156 B2 * 6/2004 Adams et al. 361/681

D495,702 S * 9/2004 Olson et al. D14/371
D537,441 S * 2/2007 Bruker D14/341
D538,801 S * 3/2007 Taylor D14/341
D539,354 S * 3/2007 Mak D21/329
D540,759 S * 4/2007 Macey et al. D14/126
D548,734 S * 8/2007 Huttunen et al. D14/341
D558,698 S * 1/2008 Chu D14/126
D559,327 S * 1/2008 Luk et al. D21/332
2002/0093493 A1 * 7/2002 Michaeli et al. 345/173

* cited by examiner

Primary Examiner—Cathron Brooks

Assistant Examiner—Angela Lee

(74) *Attorney, Agent, or Firm*—Banner & Witcoff, Ltd.

(57) **CLAIM**

The ornamental design for an electronic tablet, as shown and described.

DESCRIPTION

FIG. 1 is a front perspective view of an electronic tablet showing our new design;

FIG. 2 is a front view thereof;

FIG. 3 is a left view thereof;

FIG. 4 is a right view thereof;

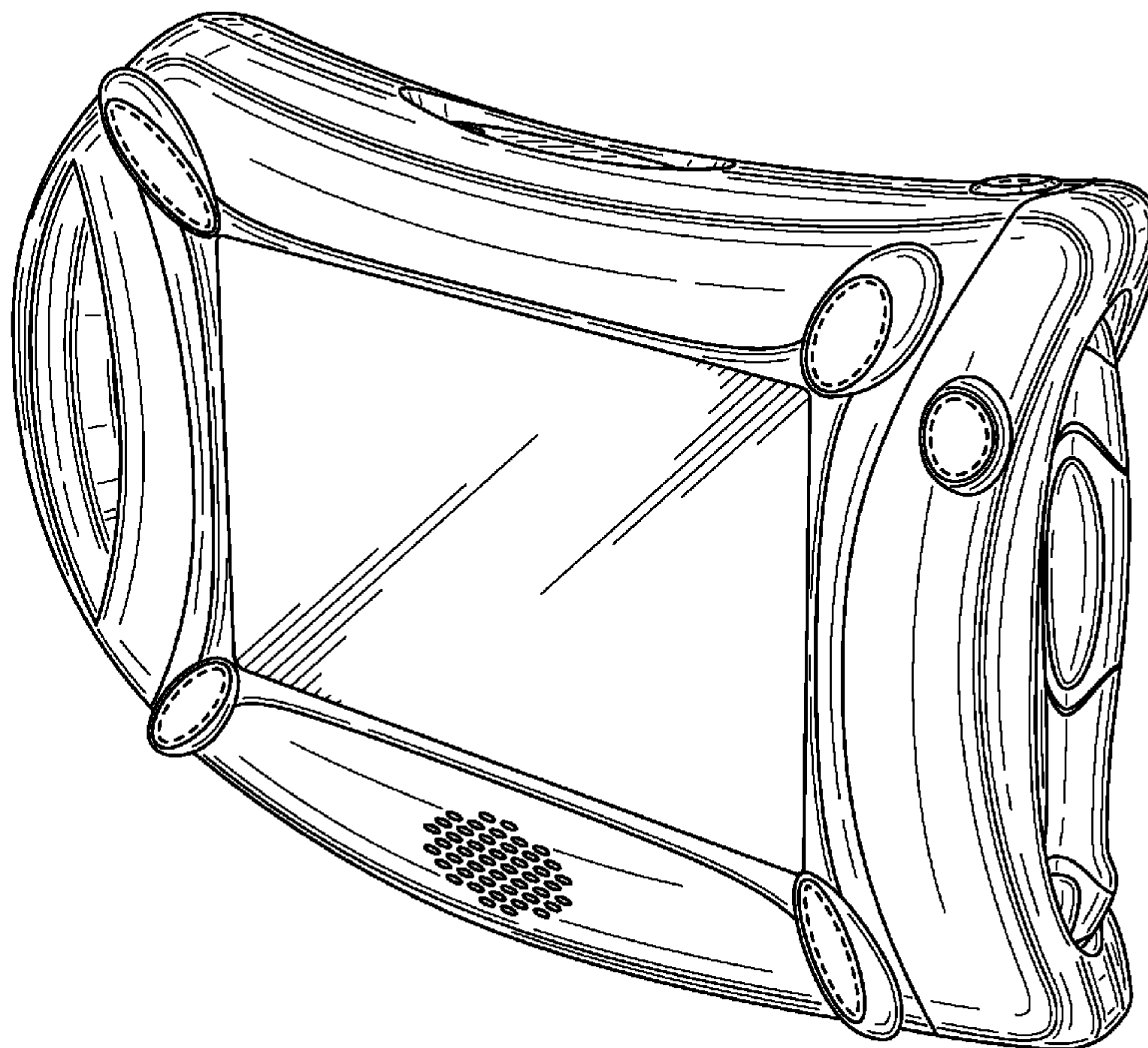
FIG. 5 is a top view thereof;

FIG. 6 is a bottom view thereof; and,

FIG. 7 is a rear view thereof.

The broken line showing of various regions depicts environmental subject matter only and forms no part of the claimed design.

1 Claim, 5 Drawing Sheets



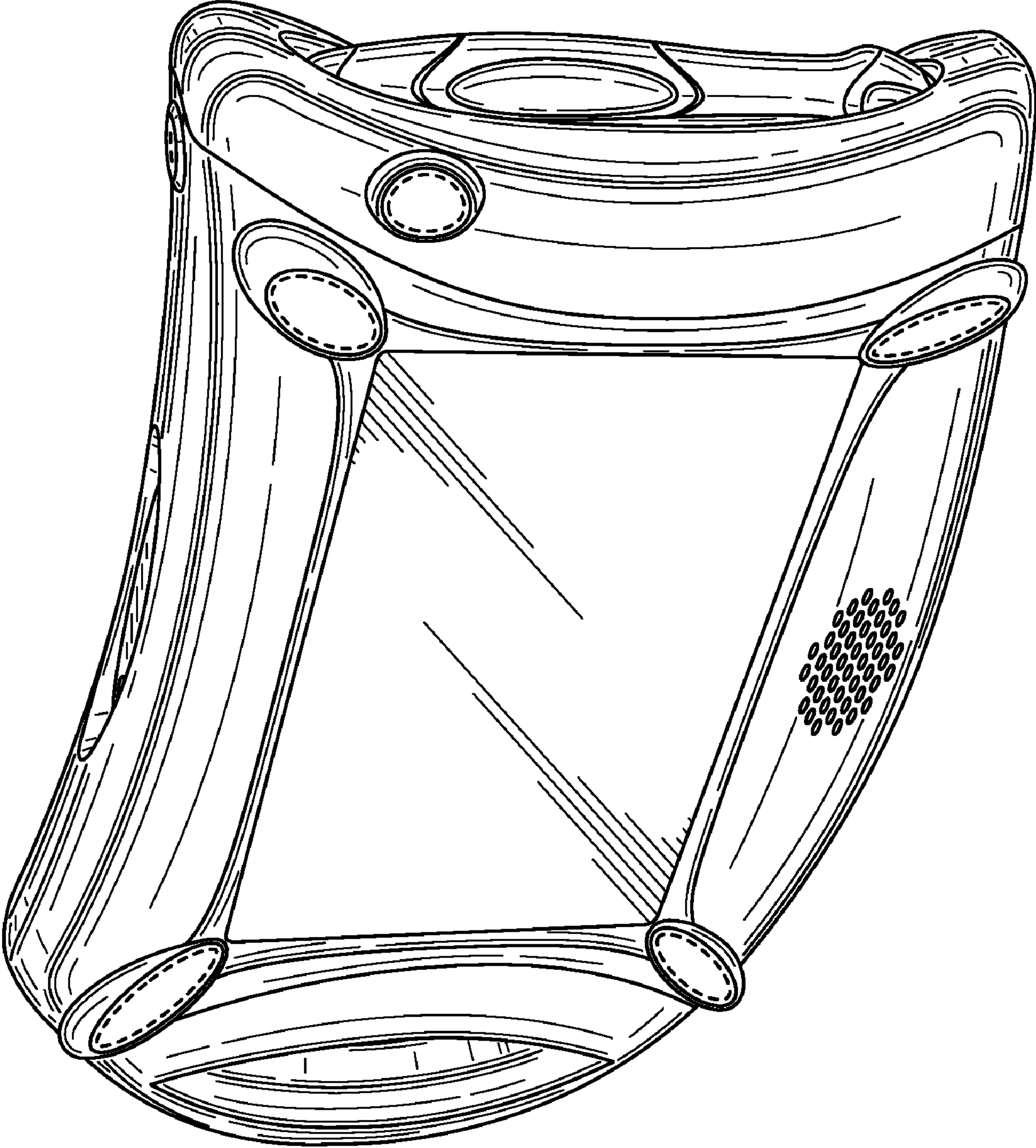


FIG. 1

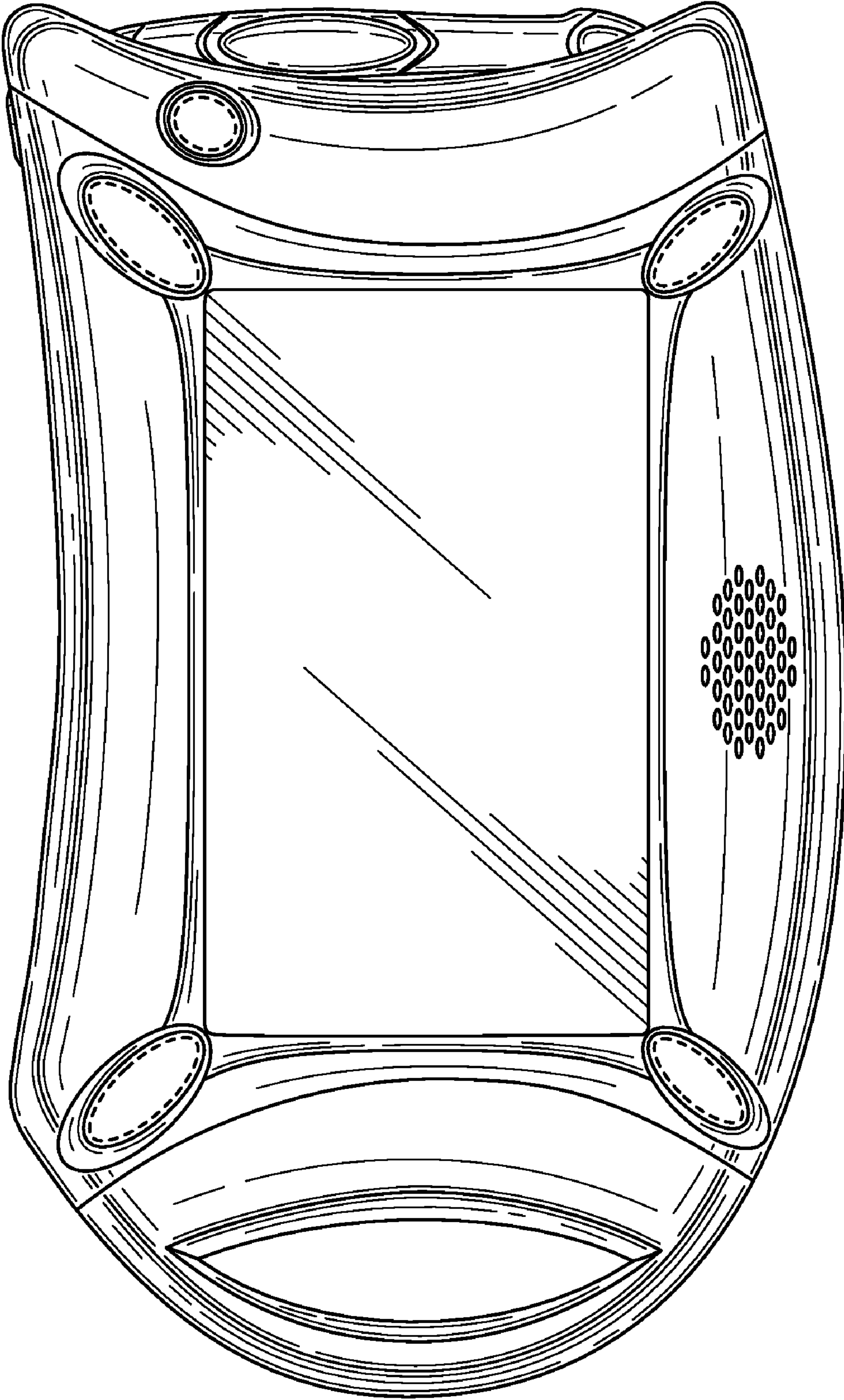


FIG. 2

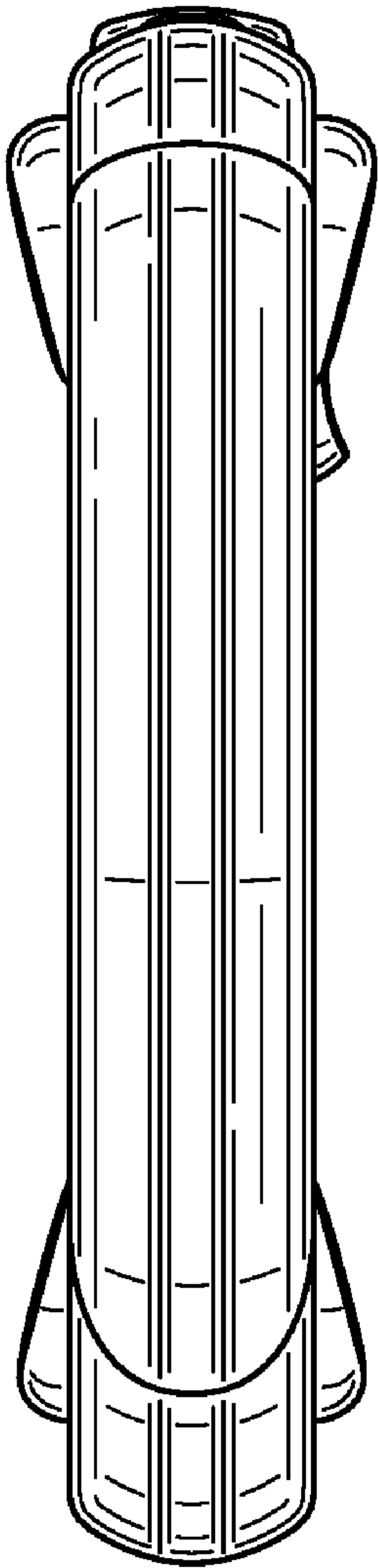


FIG. 3

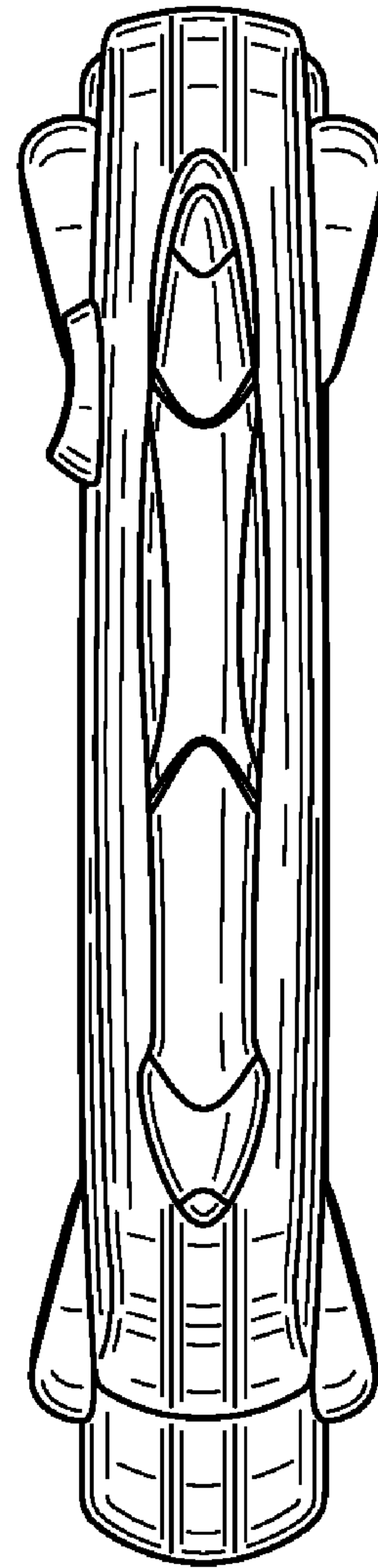


FIG. 4

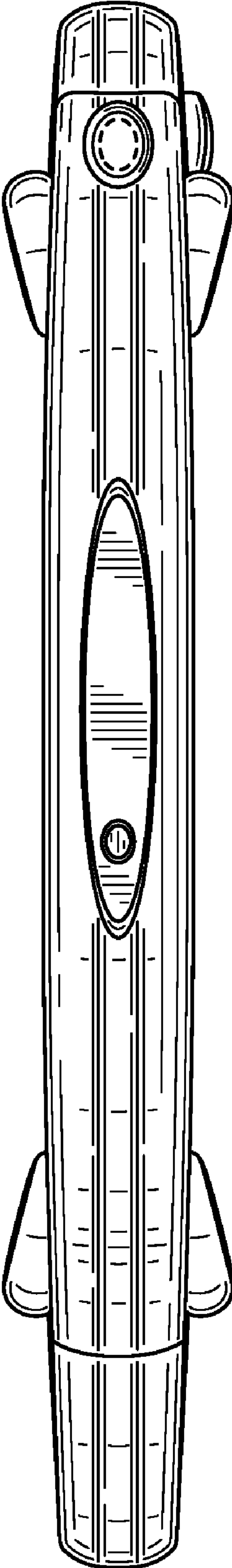


FIG. 5

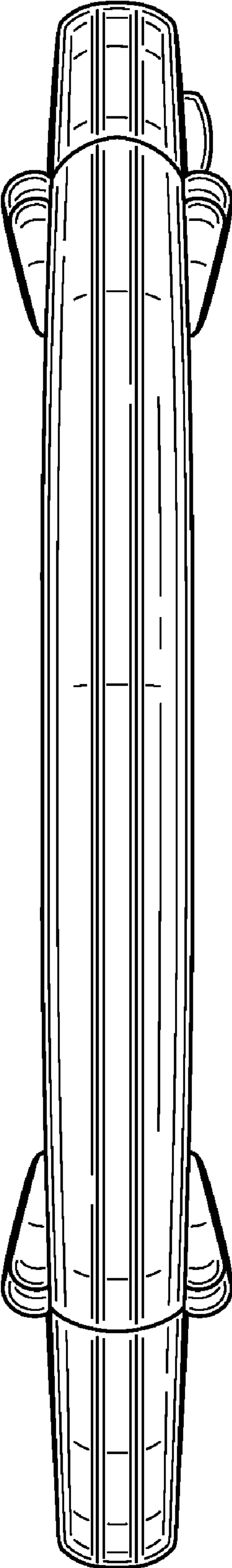


FIG. 6




FIG. 7