



US00D577711S

(12) **United States Design Patent**
Emge

(10) **Patent No.:** **US D577,711 S**

(45) **Date of Patent:** **** Sep. 30, 2008**

(54) **SOUND SPEAKER**

(76) **Inventor:** **Mark Emge**, 2809 Harrison Pl.,
Lawrence, KS (US) 66047

(**) **Term:** **14 Years**

(21) **Appl. No.:** **29/286,589**

(22) **Filed:** **May 11, 2007**

(51) **LOC (8) Cl.** **14-01**

(52) **U.S. Cl.** **D14/214**

(58) **Field of Classification Search** D14/204,
D14/207, 210–216, 172; 181/143–144, 147–148,
181/150–153, 157, 198–199; 381/300–303,
381/306, 332–333, 336, 345, 361–364, 386–388
See application file for complete search history.

(56) **References Cited**

U.S. PATENT DOCUMENTS

4,805,729	A *	2/1989	Wascom	181/144
D400,883	S *	11/1998	Jung	D14/214
D421,609	S *	3/2000	Warren	D14/214
D435,035	S *	12/2000	Kumagai et al.	D14/214
D460,750	S *	7/2002	Matsuoka	D14/214
D467,898	S *	12/2002	Matsuoka	D14/214

D471,895	S *	3/2003	Hovanky et al.	D14/215
D491,553	S *	6/2004	Cook	D14/214
D521,981	S *	5/2006	Sogabe	D14/214

* cited by examiner

Primary Examiner—Nanda Bondade

(74) *Attorney, Agent, or Firm*—Shughart Thomson & Kilroy
PC

(57) **CLAIM**

The ornamental design for a sound speaker, as shown and described.

DESCRIPTION

FIG. 1 is a top and front and right side perspective view of the sound speaker showing the new design;

FIG. 2 is a top plan view thereof;


FIG. 3 is a front elevation view thereof,

FIG. 4 is a rear elevation view thereof,

FIG. 5 is a bottom plan view thereof; and,

FIG. 6 is a right side elevation view thereof, the left side elevation view being a mirror image thereof.

1 Claim, 4 Drawing Sheets






Fig. 1

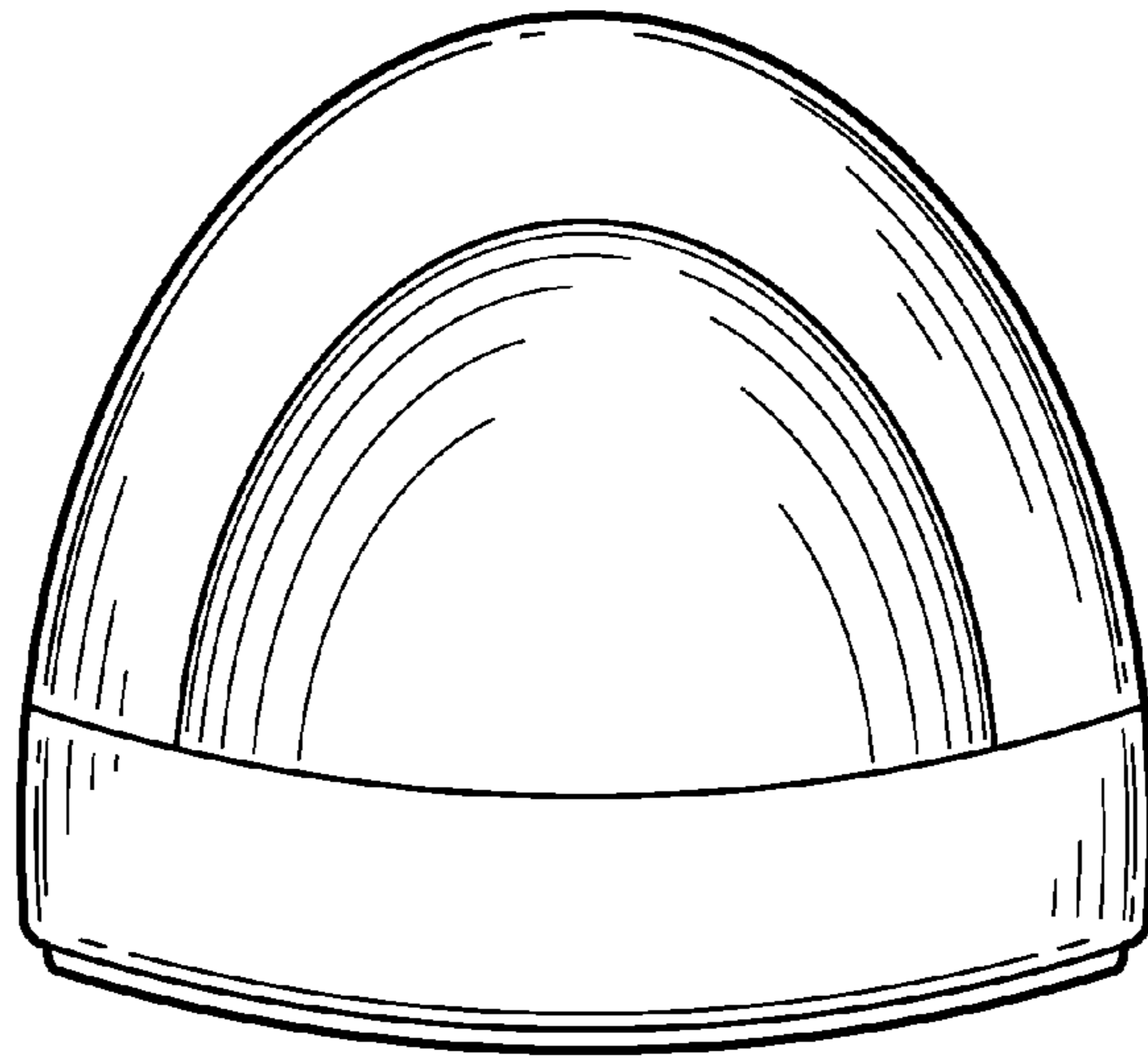


Fig. 2




Fig. 3

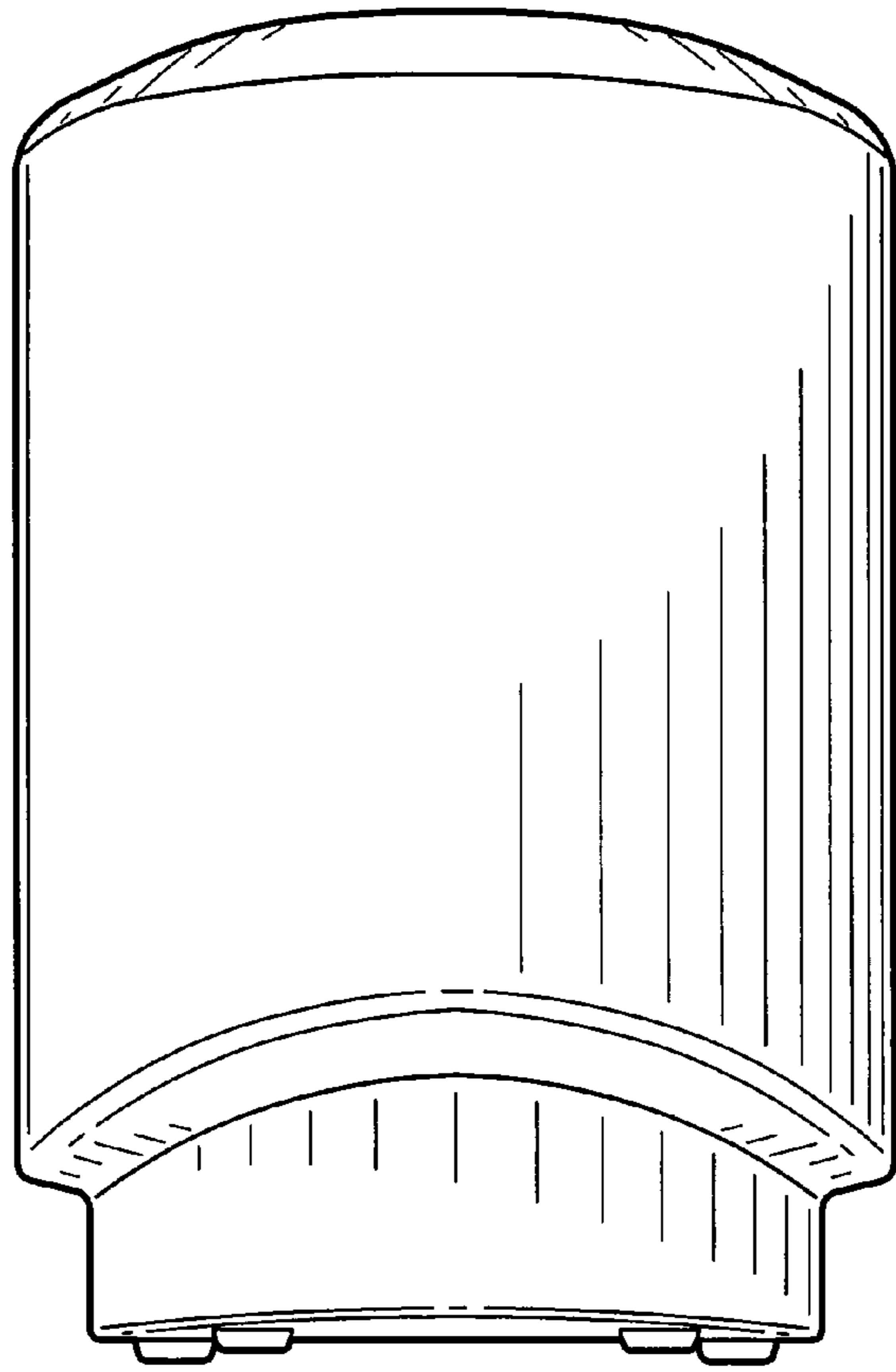


Fig. 4

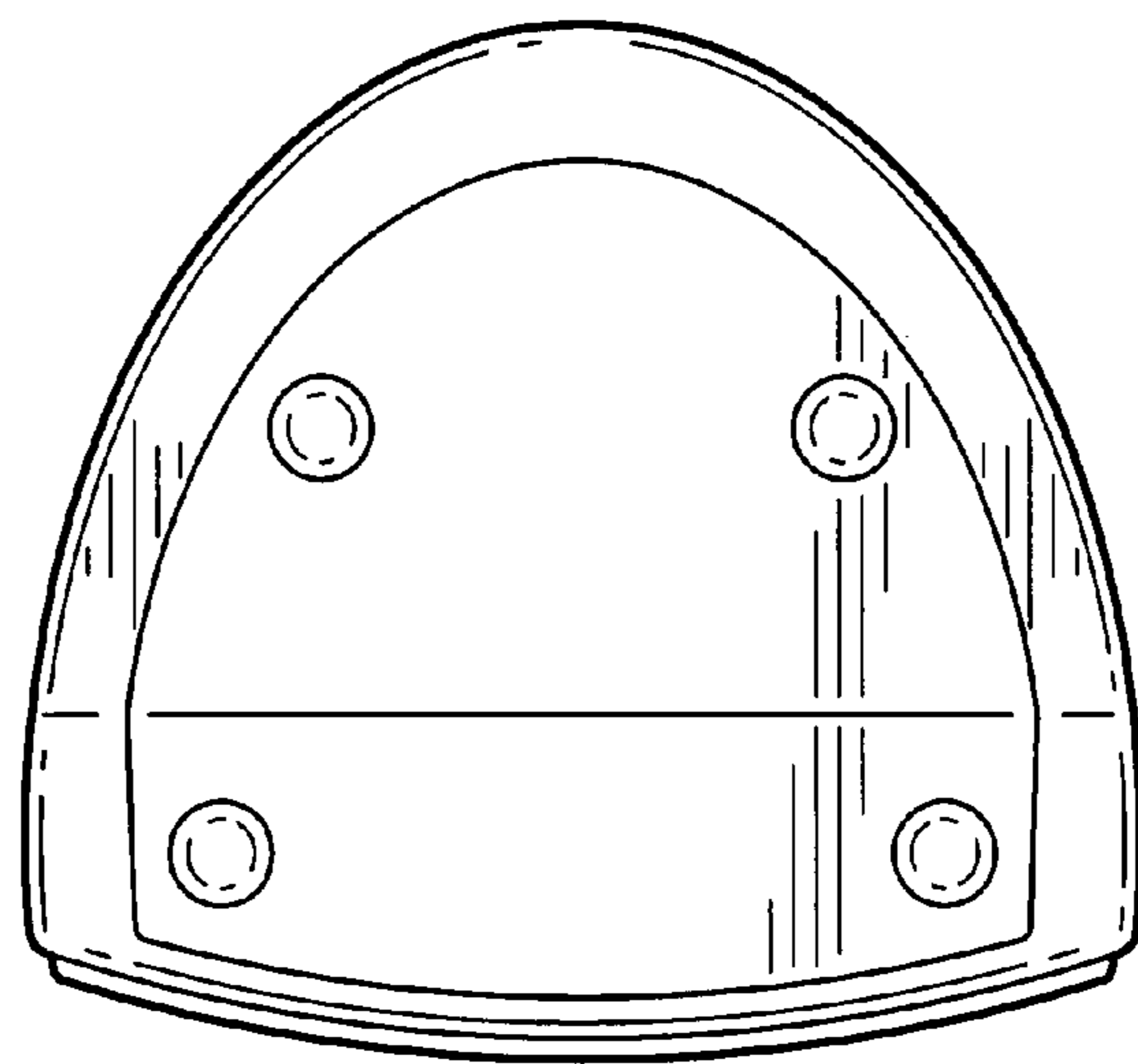


Fig. 5




Fig. 6