



US00D577694S

(12) **United States Design Patent**  
**Shih et al.**

(10) **Patent No.:** **US D577,694 S**  
(45) **Date of Patent:** **\*\* Sep. 30, 2008**

(54) **DISPLAY**

(75) Inventors: **Wei-Ming Shih**, Chung Ho (TW);  
**Min-Chieh Chai**, Chung Ho (TW)

(73) Assignee: **AmTRAN Technology Co., Ltd.**, Taipei  
(TW)

(\*\*) Term: **14 Years**

(21) Appl. No.: **29/284,282**

(22) Filed: **Sep. 5, 2007**

(51) **LOC (8) Cl.** ..... **14-03**

(52) **U.S. Cl.** ..... **D14/126**

(58) **Field of Classification Search** ..... D14/125-134,  
D14/239, 371, 136, 374-377, 440, 450, 448,  
D14/336, 342; 312/7.2; 348/836, 838, 180,  
348/184, 325, 739; 341/12; 248/917-924,  
248/465; 345/104, 133, 156, 168, 87, 173;  
720/605, 669, 600, 655; 369/99, 197; 455/344,  
455/347; D21/329, 515, 577, 622, 333, 433,  
D21/448, 452, 450, 331; D6/477, 479; 273/148 B;  
446/484, 175, 356; D10/15, 26  
See application file for complete search history.

(56) **References Cited**

**U.S. PATENT DOCUMENTS**

D400,524 S \* 11/1998 Takami et al. .... D14/126  
D403,309 S \* 12/1998 Takemasa et al. .... D14/374

D422,974 S \* 4/2000 Imahashi et al. .... D14/375  
D423,477 S \* 4/2000 Usui ..... D14/375  
D482,668 S \* 11/2003 Tanigawa et al. .... D14/126  
D502,152 S \* 2/2005 Peng ..... D14/126  
D540,276 S \* 4/2007 Naruo ..... D14/126  
D555,119 S \* 11/2007 Shih ..... D14/126  
D563,335 S \* 3/2008 Murata et al. .... D14/126  
D567,195 S \* 4/2008 Shih ..... D14/126  
D567,196 S \* 4/2008 Shih ..... D14/126

\* cited by examiner

*Primary Examiner*—Raphael Barkai


(57) **CLAIM**

The ornamental design for a display, as shown and described.

**DESCRIPTION**

FIG. 1 is a perspective view of a display showing the new design;  
FIG. 2 is a front elevational view thereof;  
FIG. 3 is a rear elevational view thereof;  
FIG. 4 is a right side elevational view thereof;  
FIG. 5 is a left side elevational view thereof;  
FIG. 6 is a top view thereof;  
FIG. 7 is a bottom view thereof; and,  
FIG. 8 is a partially enlarged view showing a detail design on the bottom right corner of the display.

**1 Claim, 8 Drawing Sheets**






FIG. 1

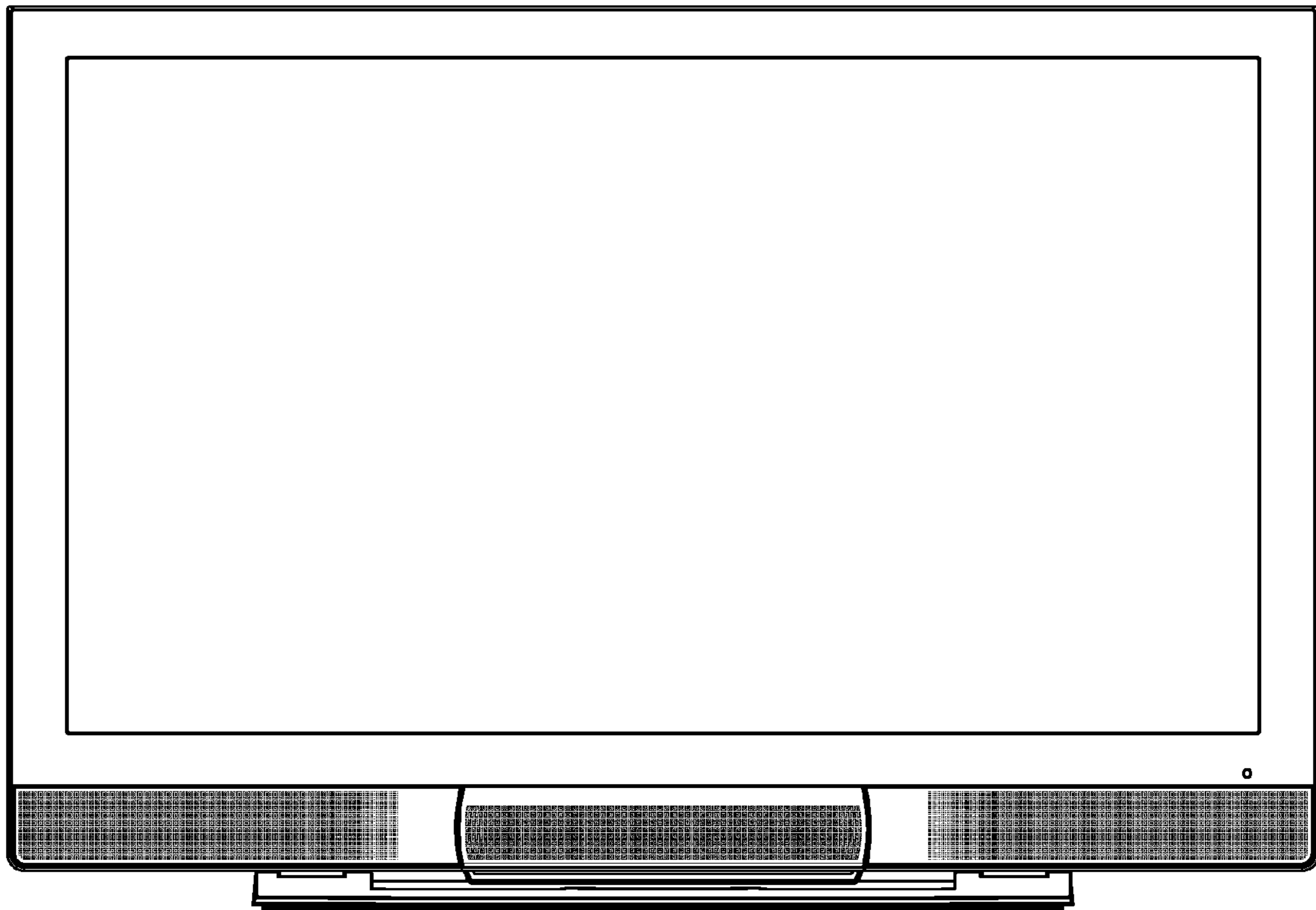


FIG. 2

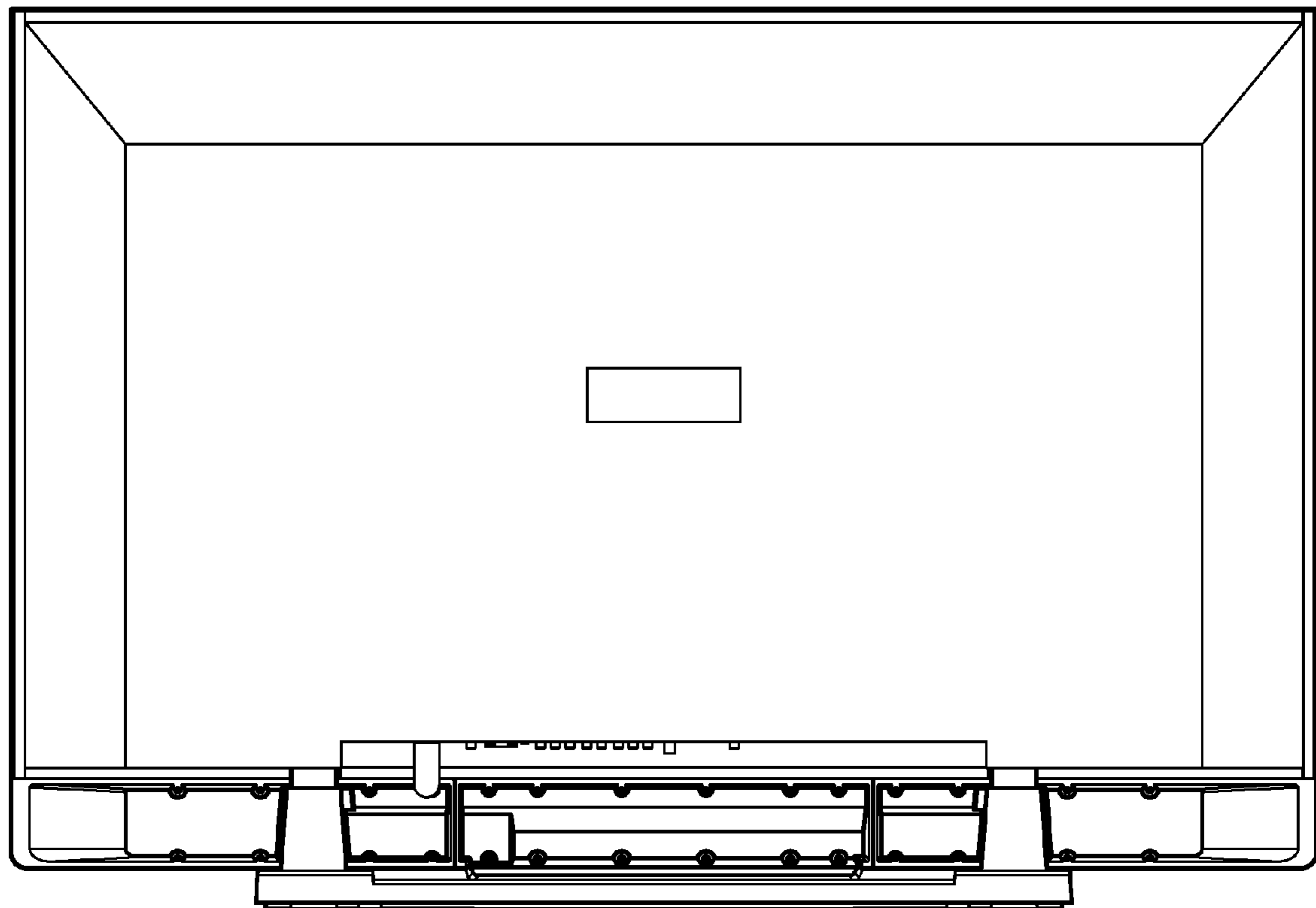


FIG. 3

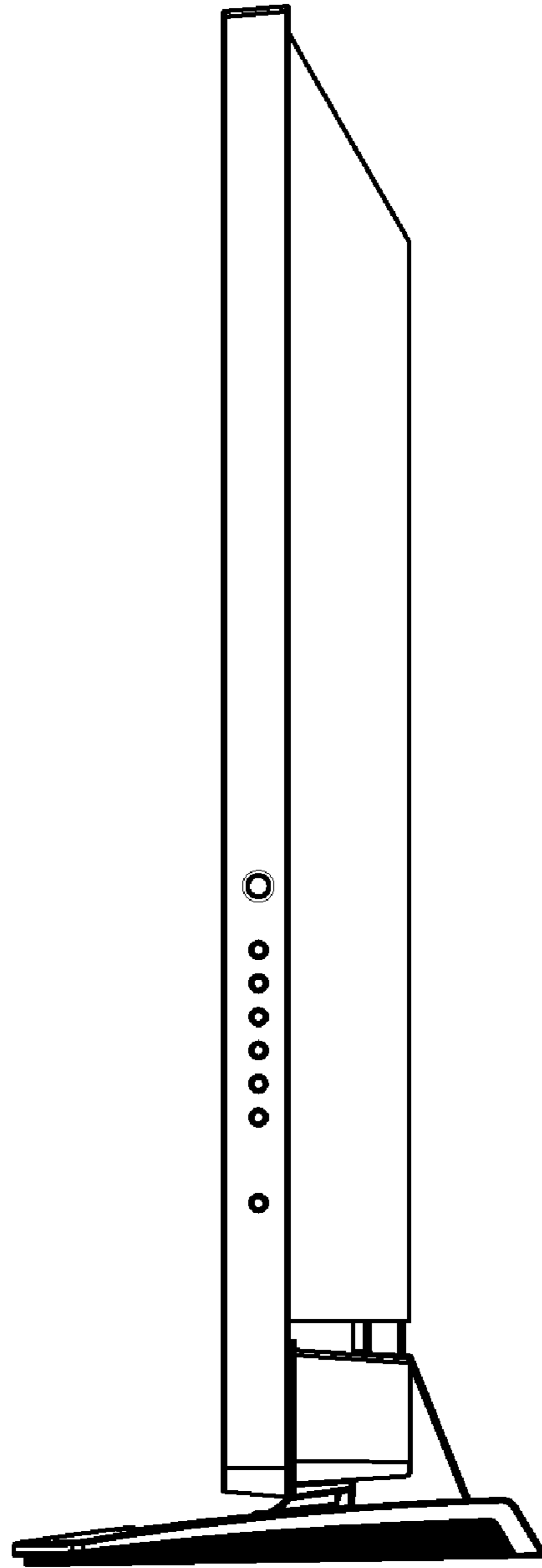


FIG. 4

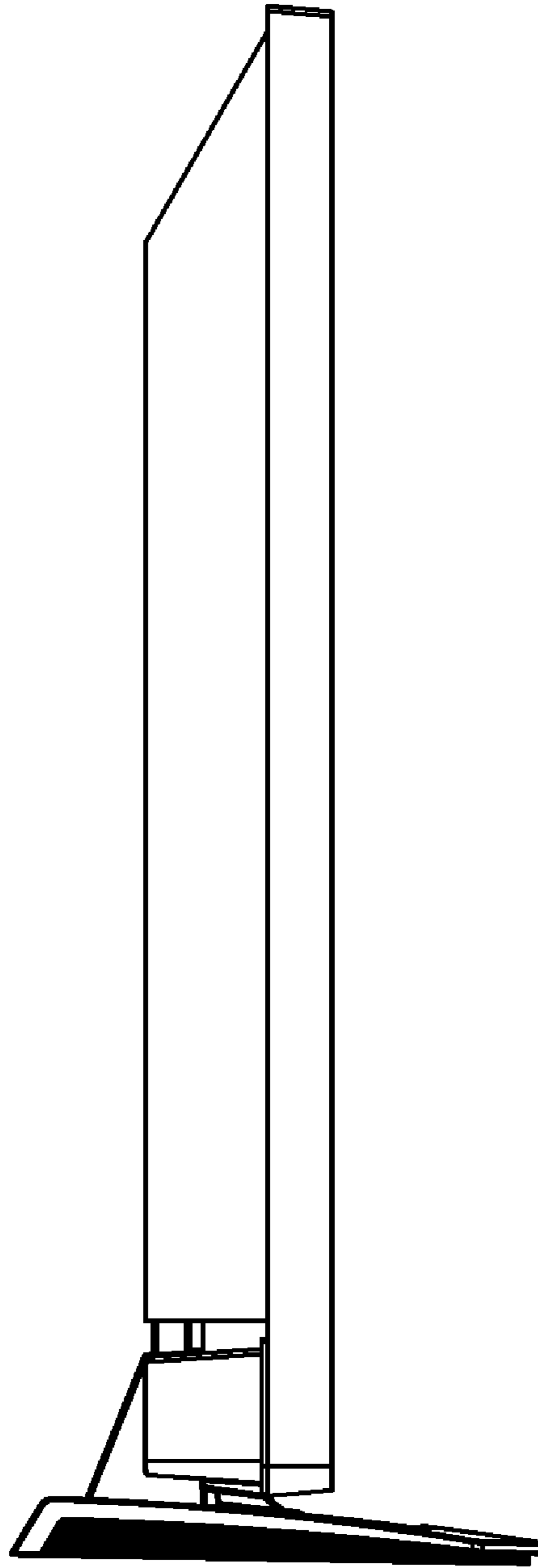


FIG. 5



FIG. 6




FIG. 7



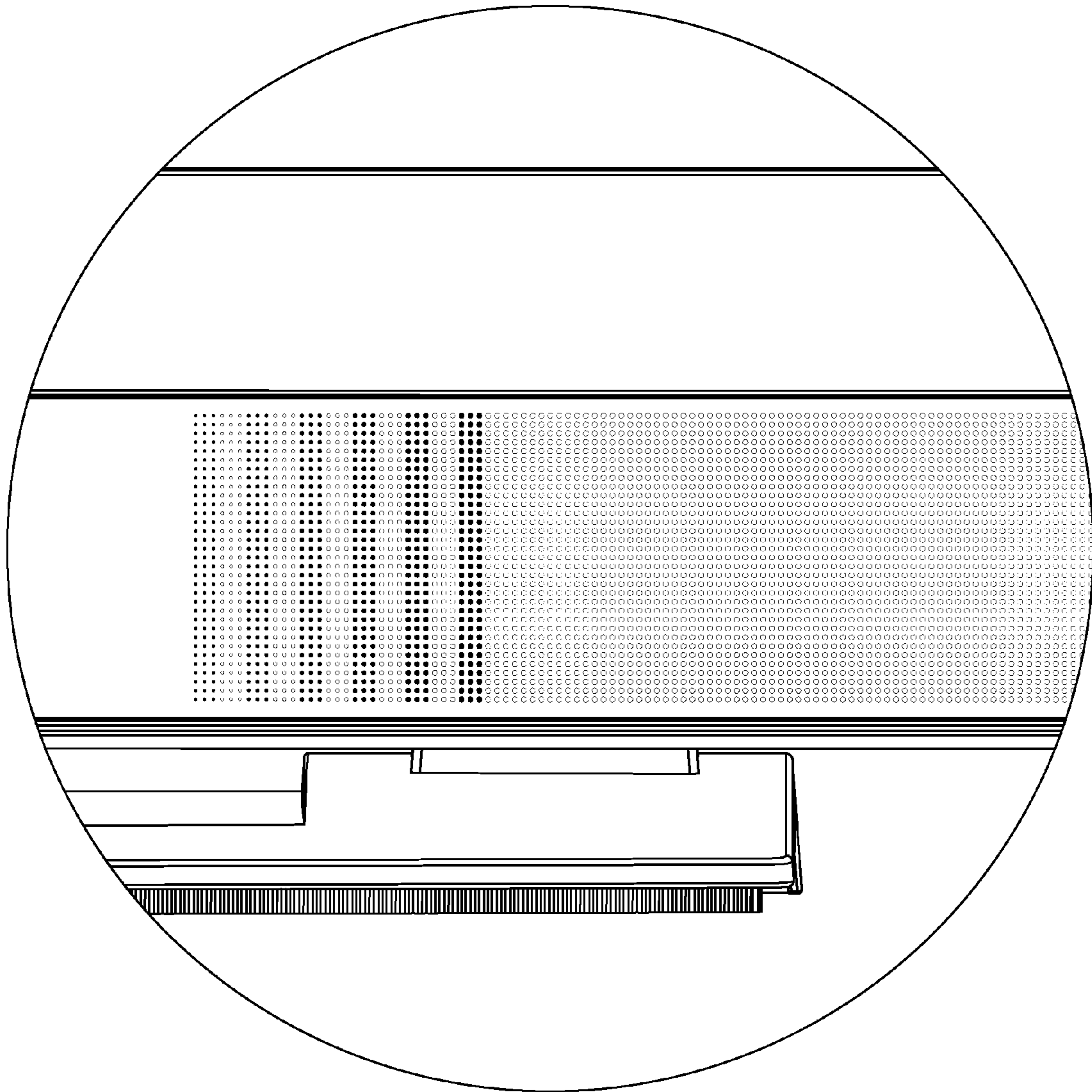


FIG. 8