



US00D577663S

(12) **United States Design Patent**
Klein

(10) **Patent No.:** **US D577,663 S**

(45) **Date of Patent:** **** Sep. 30, 2008**

- (54) **SHOULDER TREAD FOR A TIRE**
- (75) Inventor: **Geoffrey Harold Klein**, Niagara Falls, NY (US)
- (73) Assignee: **The Goodyear Tire & Rubber Company**, Akron, OH (US)
- (**) Term: **14 Years**
- (21) Appl. No.: **29/297,519**
- (22) Filed: **Nov. 13, 2007**
- (51) **LOC (8) Cl.** **12-15**
- (52) **U.S. Cl.** **D12/605**
- (58) **Field of Classification Search** D12/501, D12/541-550, 552-567, 576, 579, 586, 588-589, D12/600-605; 152/209.1, 209.8-209.13, 152/209.28, 523-524, DIG. 12
See application file for complete search history.

- D504,657 S 5/2005 Allen et al. D12/579
- D511,738 S 11/2005 Maxwell D12/544
- D516,999 S 3/2006 Miller et al. D12/579
- D517,000 S 3/2006 Allen et al. D12/579
- D520,939 S 5/2006 Allen et al. D12/600
- D556,673 S * 12/2007 Missik-Gaffney et al. .. D12/579

* cited by examiner

Primary Examiner—Stacia Cadmus

(74) *Attorney, Agent, or Firm*—Richard B. O’Planick

(57) **CLAIM**

The ornamental design for a shoulder tread for a tire, as shown and described.

DESCRIPTION

FIG. 1 is a perspective view of a shoulder tread for a tire showing my new design, it being understood that the pattern repeats uniformly throughout the circumference of the tread; FIG. 2 is a front elevational view thereof; FIG. 3 is a right side elevational view thereof; the opposite side elevational view being identical thereto; and, FIG. 4 is an enlarged fragmentary front elevational view thereof.

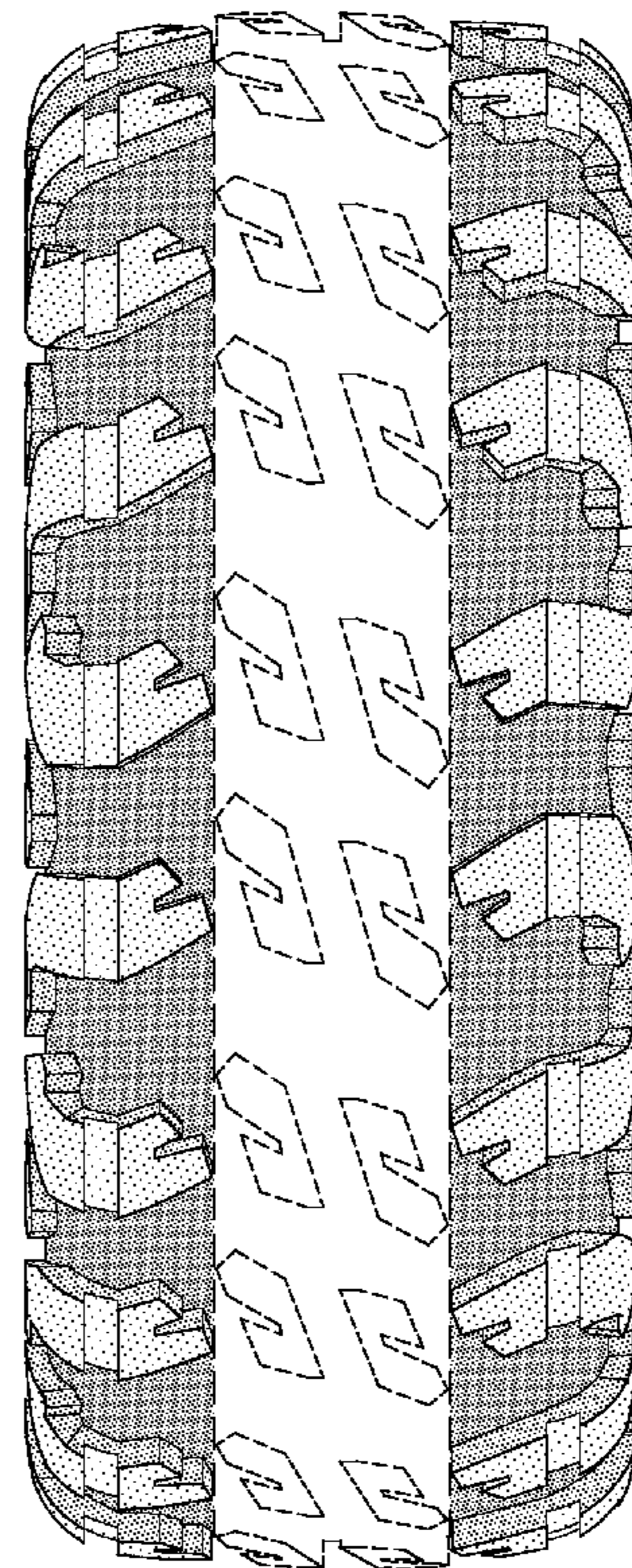
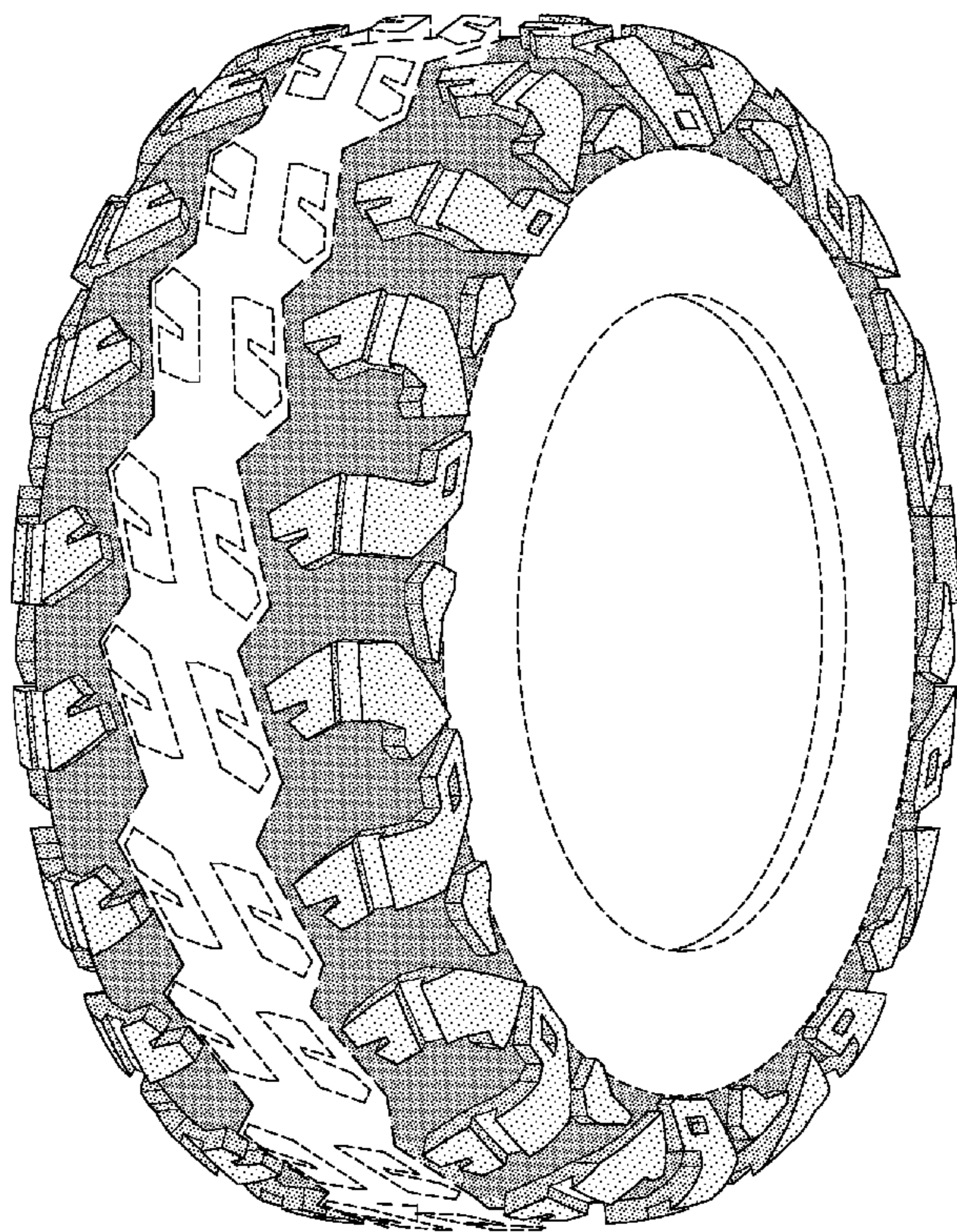
In the drawings, the broken lines defining the center tread, sidewall, inner bead and the peripheral boundary between the center tread and the shoulder tread and the shoulder tread and the sidewall in FIGS. 1 through 4 are for illustrative purposes only and form no part of the claimed design.

1 Claim, 4 Drawing Sheets

(56) **References Cited**

U.S. PATENT DOCUMENTS

- D344,049 S 2/1994 Brown et al. D12/147
- D412,472 S 8/1999 Brown et al. D12/146
- D414,727 S 10/1999 Brown et al. D12/146
- D469,737 S * 2/2003 Guidry D12/605
- D487,055 S 2/2004 Rooney et al. D12/579
- D487,056 S * 2/2004 Rooney et al. D12/579
- D487,057 S * 2/2004 Rooney et al. D12/579
- D495,294 S * 8/2004 Ochi et al. D12/605
- D496,328 S 9/2004 Shondel et al. D12/579



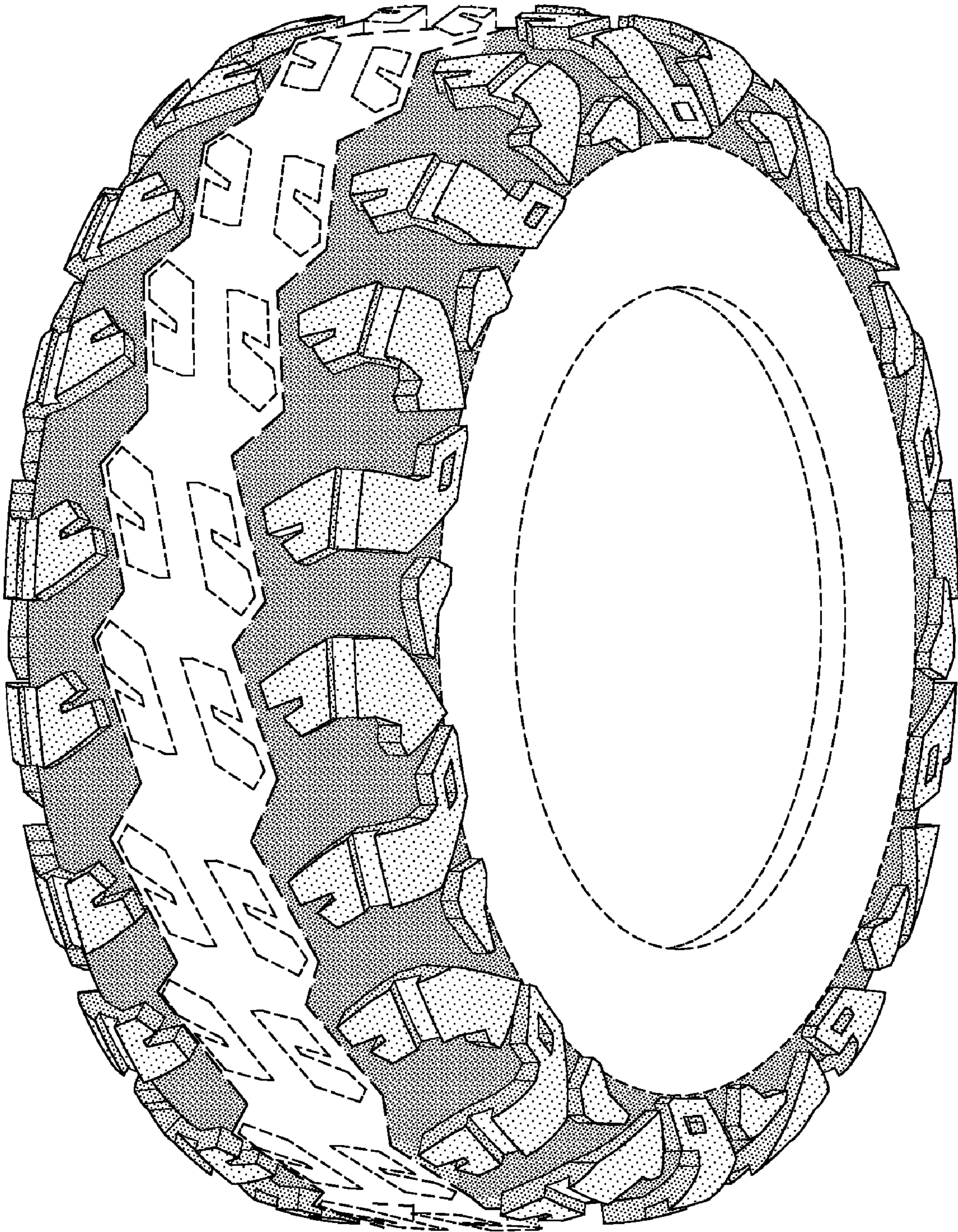


FIG-1

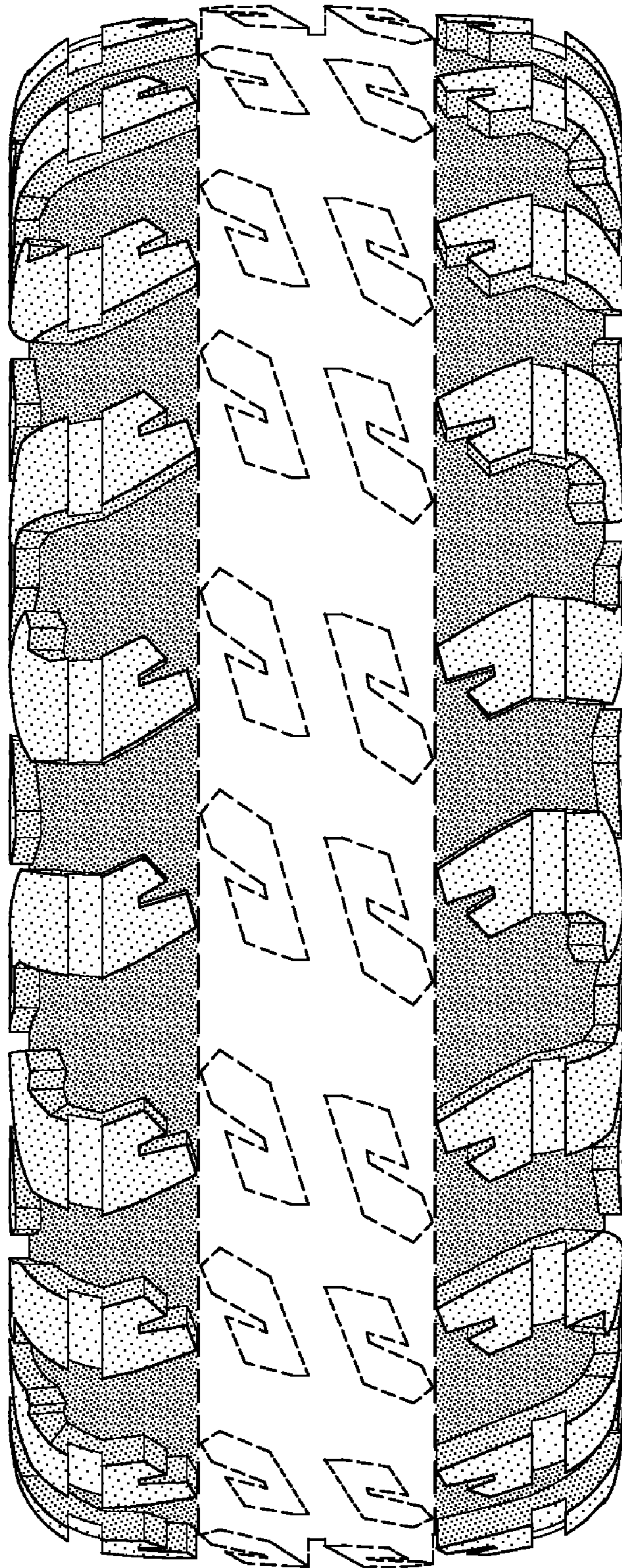


FIG-2

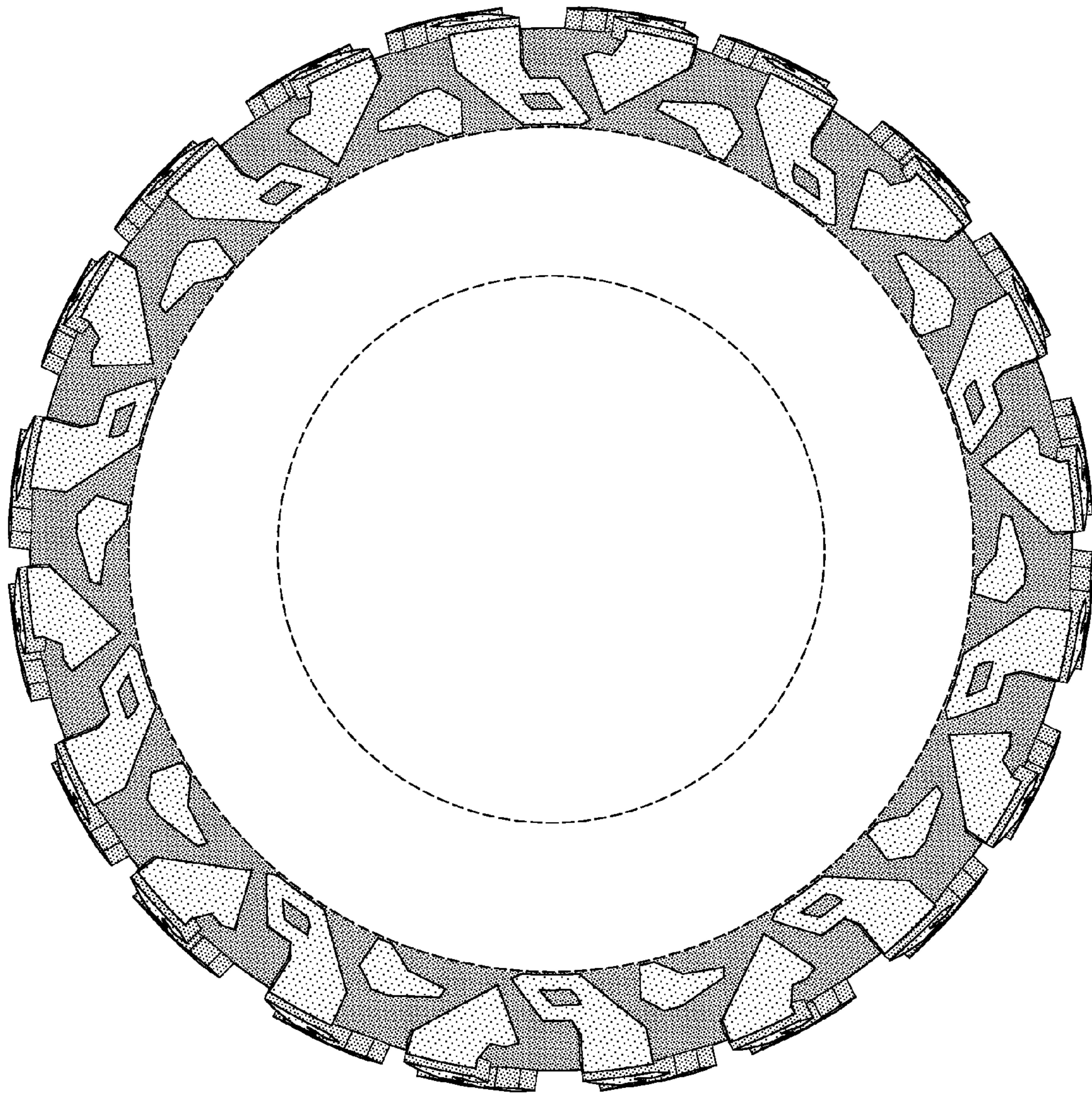


FIG-3

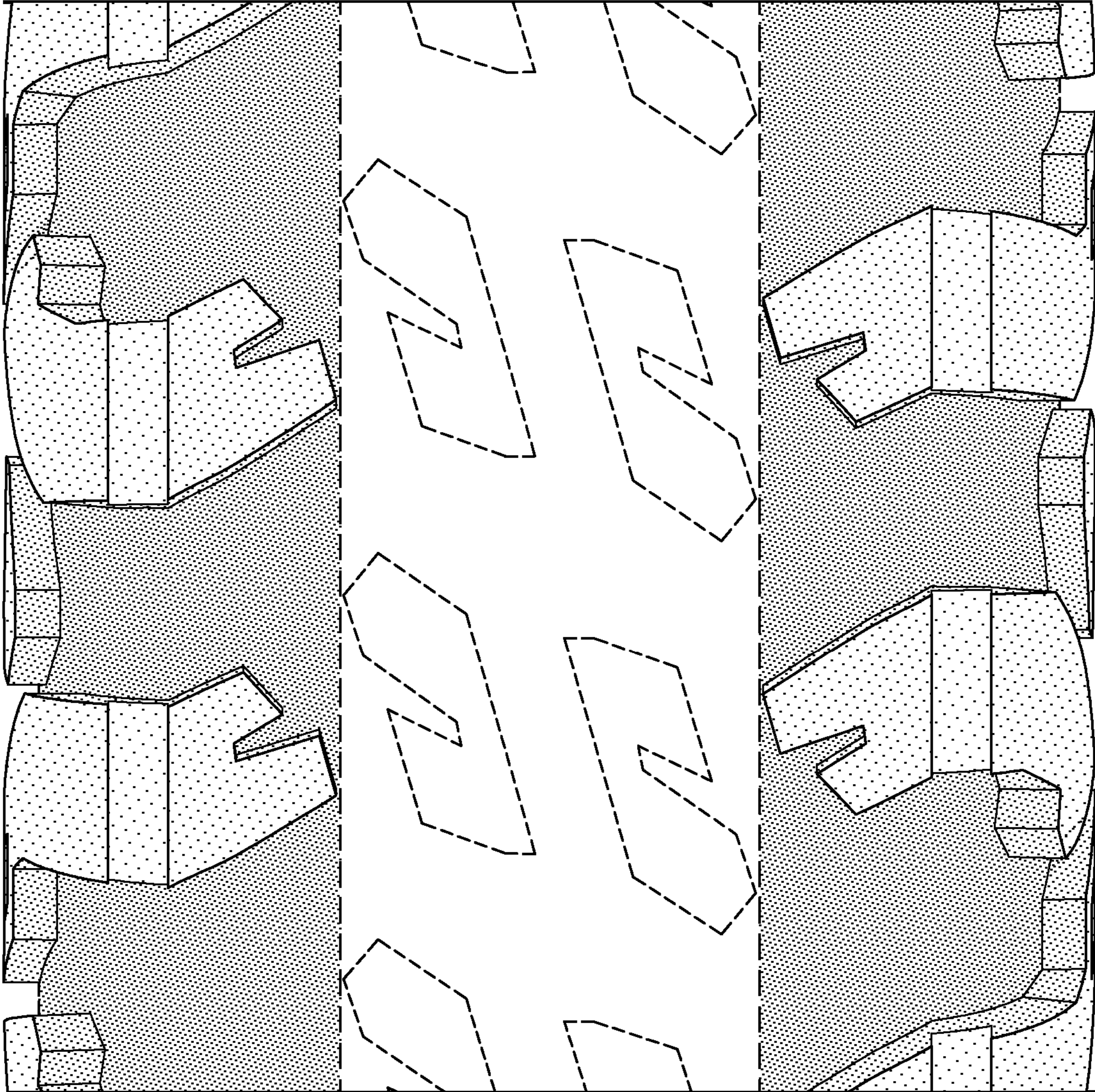


FIG-4