



US00D577660S

(12) **United States Design Patent**  
**Durand**

(10) **Patent No.:** **US D577,660 S**

(45) **Date of Patent:** **\*\* Sep. 30, 2008**

(54) **PNEUMATIC TIRE**

(75) Inventor: **Alain Durand**, Aurieres (FR)

(73) Assignee: **Michelin Recherche Et Technique S.A.**,  
Granges-Paccot (CH)

(\*\*) Term: **14 Years**

(21) Appl. No.: **29/269,691**

(22) Filed: **Dec. 7, 2006**

(30) **Foreign Application Priority Data**

Jun. 7, 2006 (FR) ..... 06 2754

(51) **LOC (8) Cl.** ..... **12-15**

(52) **U.S. Cl.** ..... **D12/579; D12/602**

(58) **Field of Classification Search** ..... D12/512,  
D12/535-536, 544, 564-565, 571, 579, 585,  
D12/597, 600-603; 152/209.1, 209.8-209.18,  
152/209.25-209.28, 455

See application file for complete search history.

(56) **References Cited**

**U.S. PATENT DOCUMENTS**

D269,336 S *	6/1983	Yurkovich	.....	D12/596
D329,626 S *	9/1992	Goergen et al.	.....	D12/579
D430,834 S *	9/2000	Allison	.....	D12/579
D444,426 S *	7/2001	Marazzi et al.	.....	D12/579
D450,273 S *	11/2001	Guspodin et al.	.....	D12/579
D457,128 S *	5/2002	Robert et al.	.....	D12/602
D493,415 S *	7/2004	Noailly	.....	D12/579
D500,285 S *	12/2004	Ikeda	.....	D12/579

D512,370 S *	12/2005	Pang	.....	D12/579
D514,504 S *	2/2006	Robert	.....	D12/602
D516,012 S *	2/2006	Miller et al.	.....	D12/579
D517,472 S *	3/2006	Allison	.....	D12/602
D530,265 S *	10/2006	Hutz et al.	.....	D12/579
D548,172 S *	8/2007	Dixon et al.	.....	D12/579
D559,773 S *	1/2008	Campana et al.	.....	D12/579

\* cited by examiner

*Primary Examiner*—Stacia Cadmus

(74) *Attorney, Agent, or Firm*—Buchanan Ingersoll & Rooney PC

(57) **CLAIM**

The ornamental design for a pneumatic tire, as shown and described.

**DESCRIPTION**

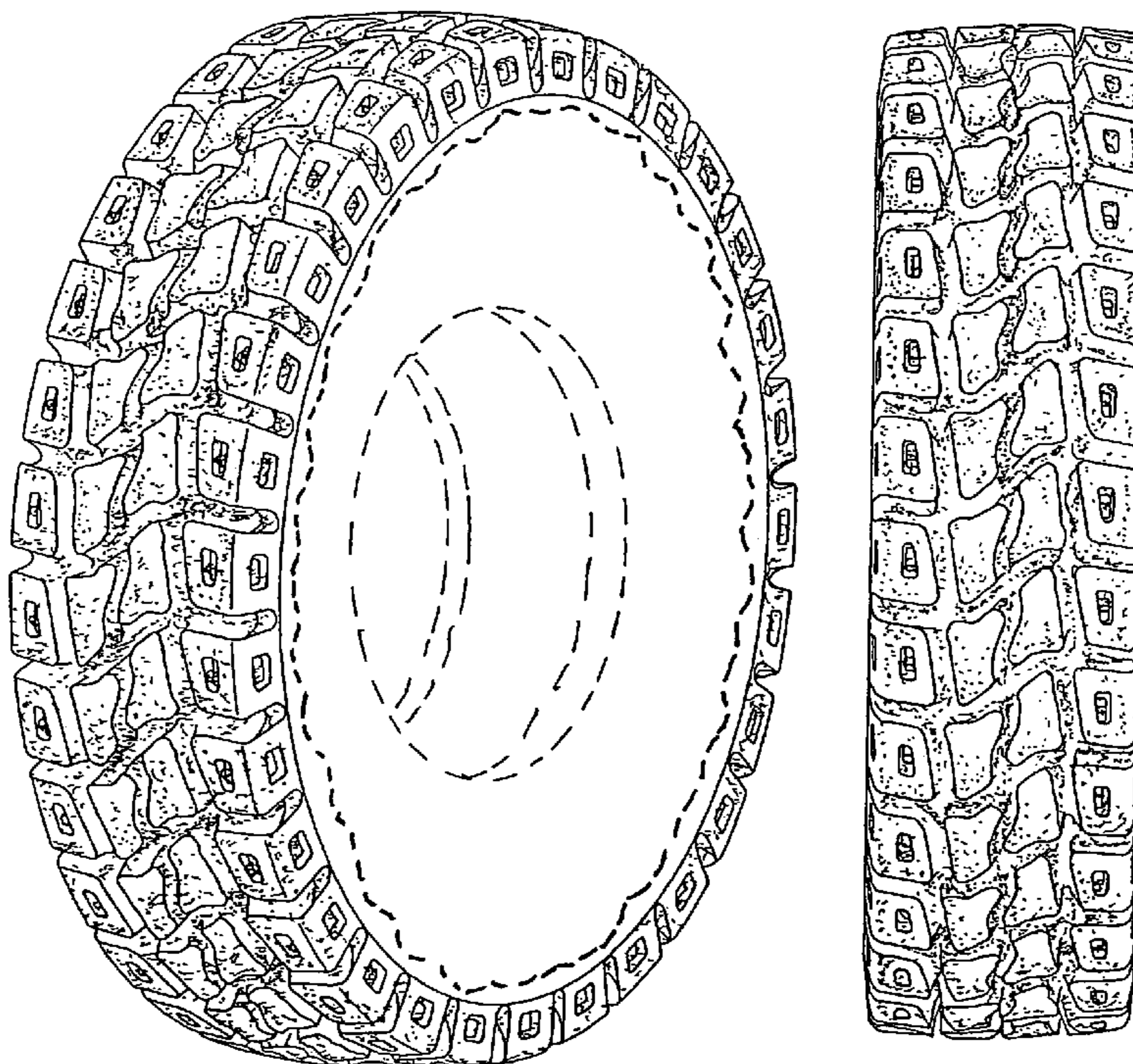
FIG. 1 is a perspective view showing my new pneumatic tire design.

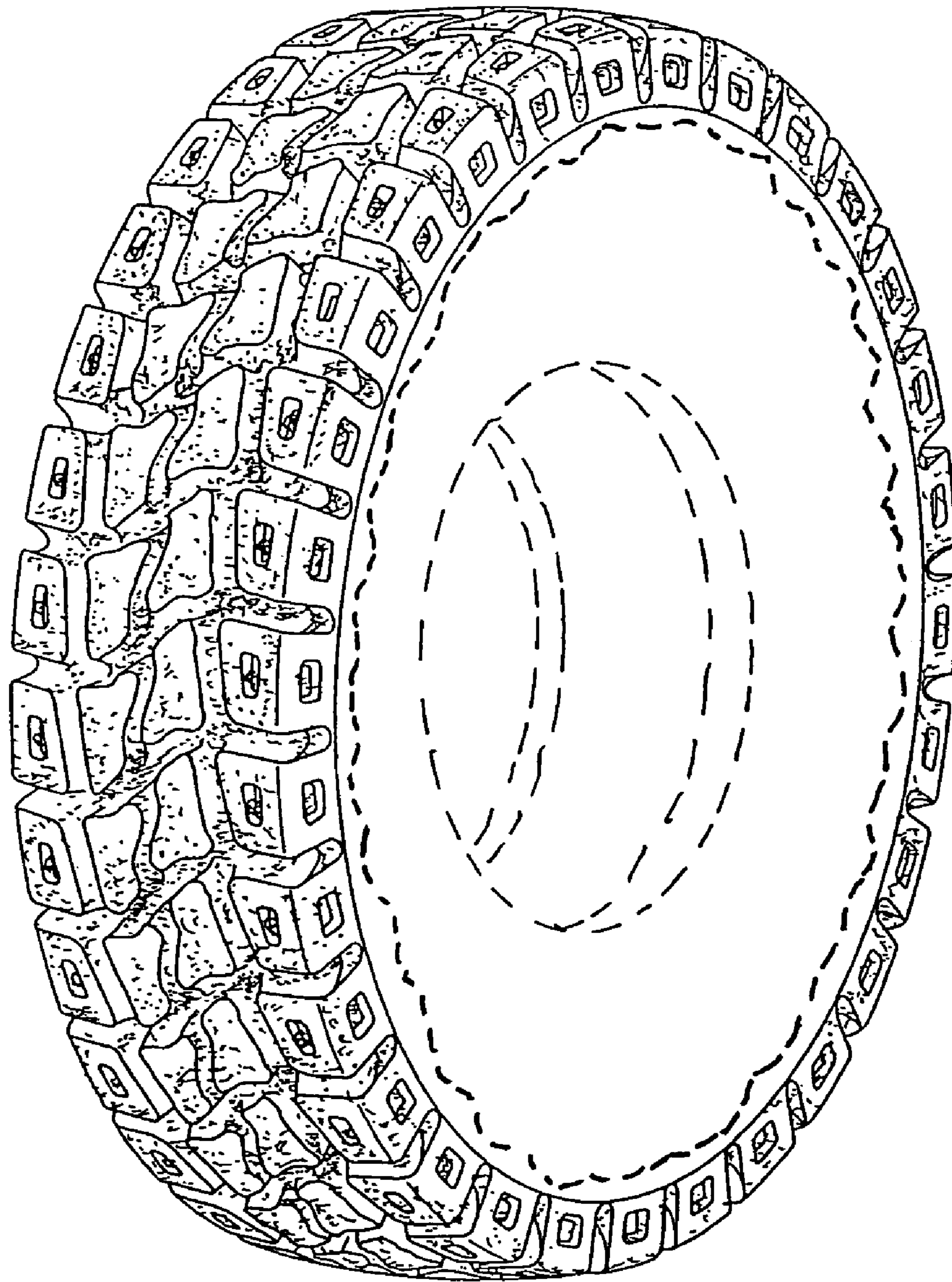
FIG. 2 is an end elevational view of the pneumatic tire design shown in FIG. 1, taken in a direction perpendicular to the tire's axis of rotation.

FIG. 3 is a side elevational view of FIG. 2, taken in a direction parallel to the tire's axis of rotation.

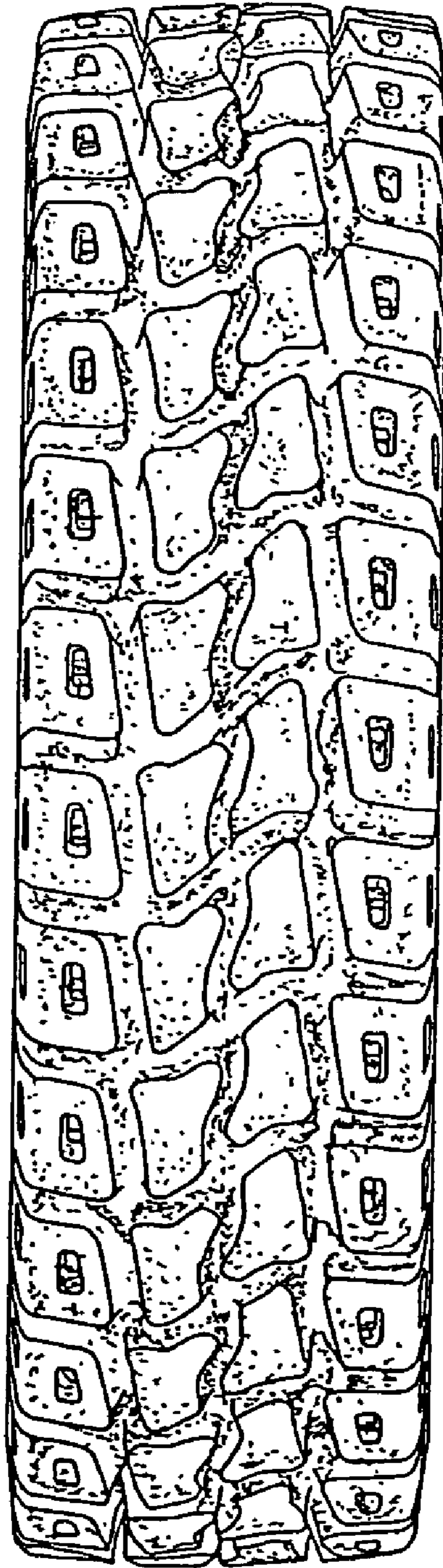
The tread pattern is understood to repeat uniformly throughout the circumference of the tire, as shown schematically in solid lines. The dash-dot-dash lines delineating the claim boundaries and the broken lines depicting the unclaimed tire sidewall form no part of the claim.

**1 Claim, 3 Drawing Sheets**

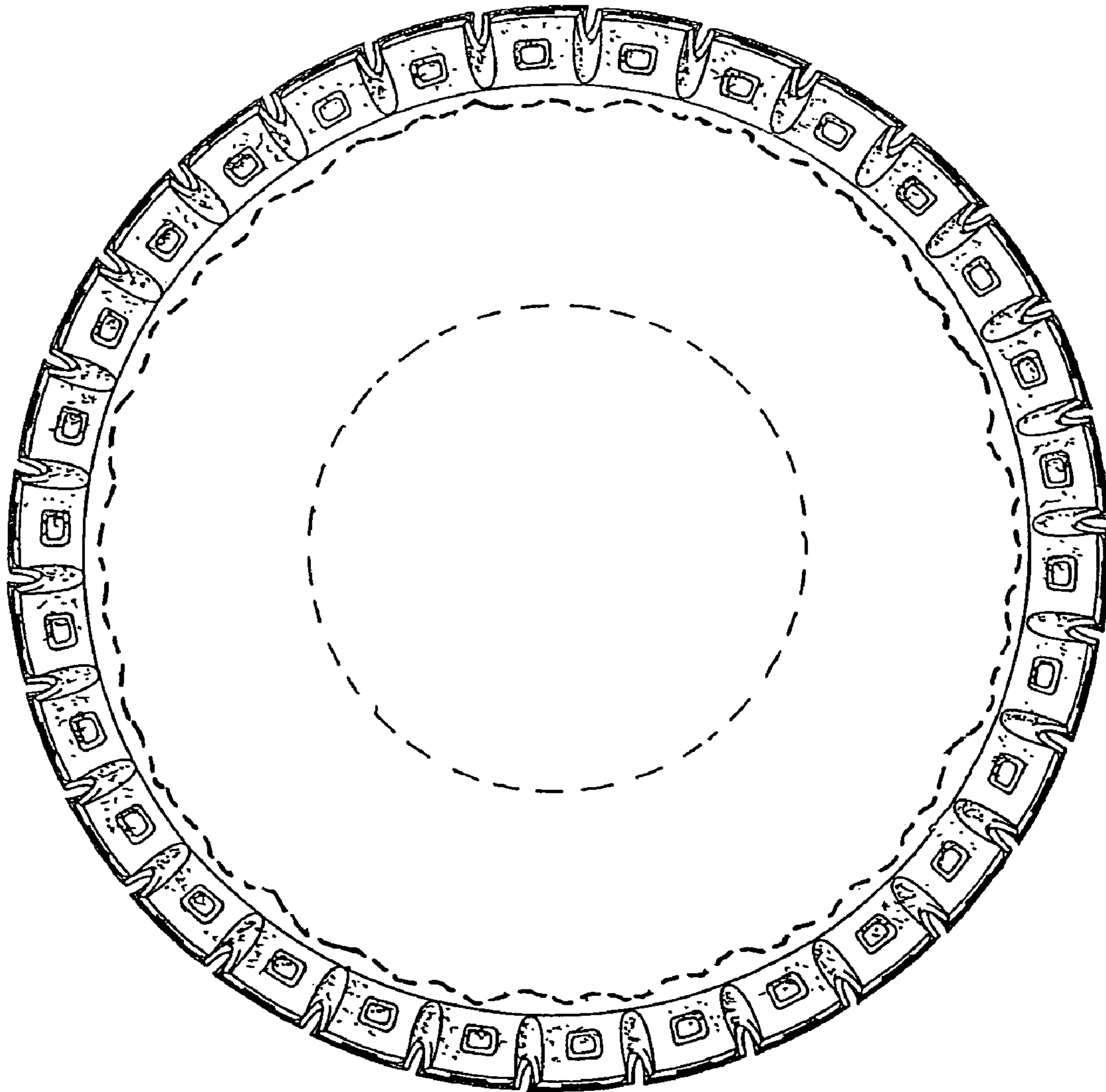




**FIG 1**



**FIG 2**



**FIG 3**