



US00D577648S

(12) **United States Design Patent**
Shaw

(10) **Patent No.:** **US D577,648 S**

(45) **Date of Patent:** **** Sep. 30, 2008**

(54) **JACK PAD**

(76) **Inventor:** **Anne Shaw**, Box 68, San Gabriel, CA
(US) 91778-0068

(**) **Term:** **14 Years**

(21) **Appl. No.:** **29/306,433**

(22) **Filed:** **Apr. 9, 2008**

(51) **LOC (8) Cl.** **12-16**

(52) **U.S. Cl.** **D12/203**

(58) **Field of Classification Search** D12/203,
D12/217, 400; 280/163-164.1; 15/215-217;
428/138, 141; 296/97.23; D6/582-586,
D6/592

See application file for complete search history.

(56) **References Cited**

U.S. PATENT DOCUMENTS

- D366,443 S * 1/1996 Bach et al. D12/217
- D433,660 S * 11/2000 Hough D12/217
- D450,645 S * 11/2001 Love D12/203

- D455,383 S * 4/2002 Sneed D12/203
- D464,304 S * 10/2002 Wright D12/203
- D551,152 S * 9/2007 Funk et al. D12/217

* cited by examiner

Primary Examiner—Stacia Cadmus

(74) *Attorney, Agent, or Firm*—Michael W. Caldwell

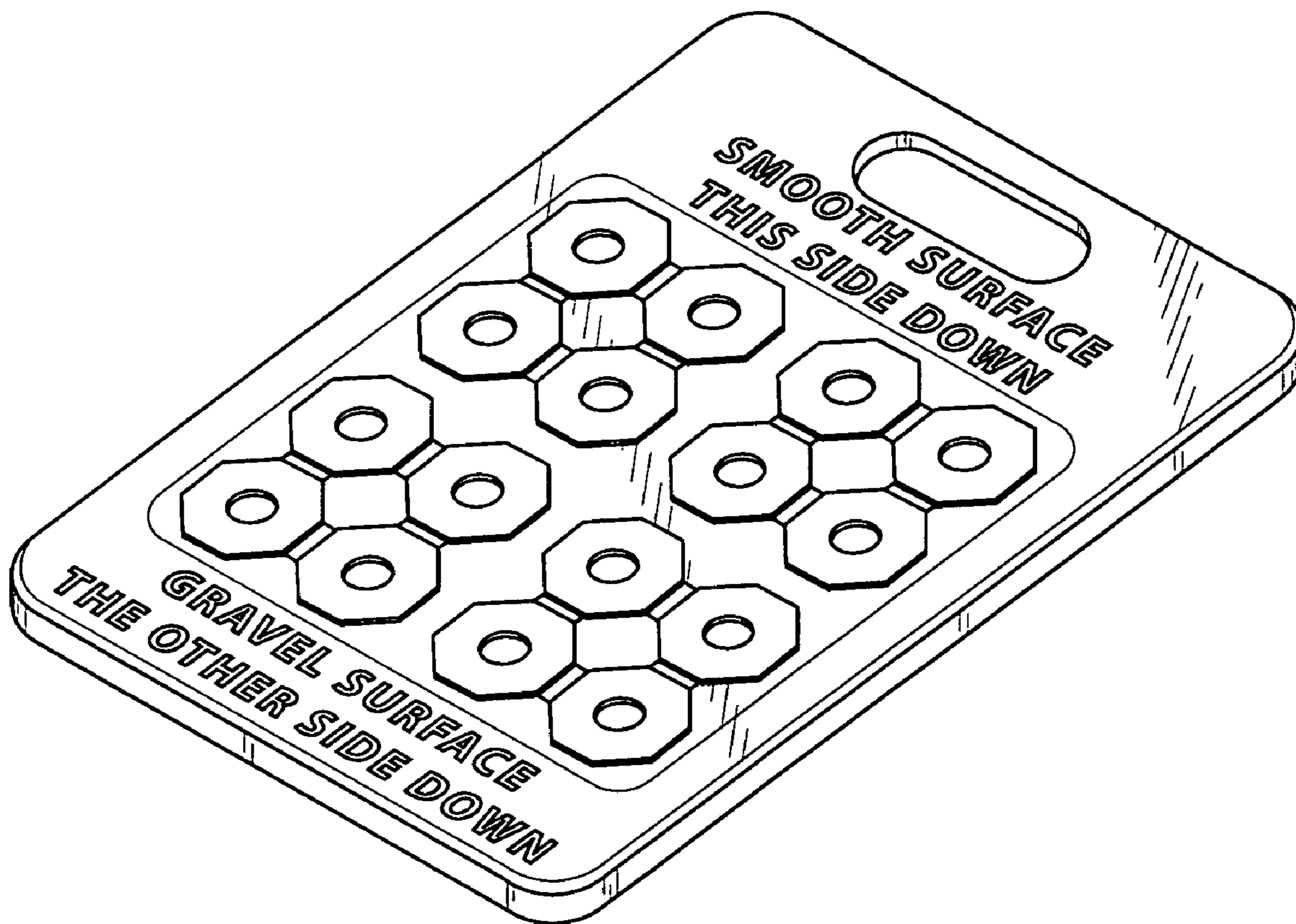
(57) **CLAIM**

The ornamental design for a jack pad, as shown and described.

DESCRIPTION

FIG. 1 is a frontal perspective view of my new design;
 FIG. 2 is a top plan view thereof;
 FIG. 3 is a bottom plan view thereof;
 FIG. 4 is a frontal view thereof;
 FIG. 5 is a rear view thereof;
 FIG. 6 is a left side view thereof; and,
 FIG. 7 is a right side view thereof.

1 Claim, 4 Drawing Sheets



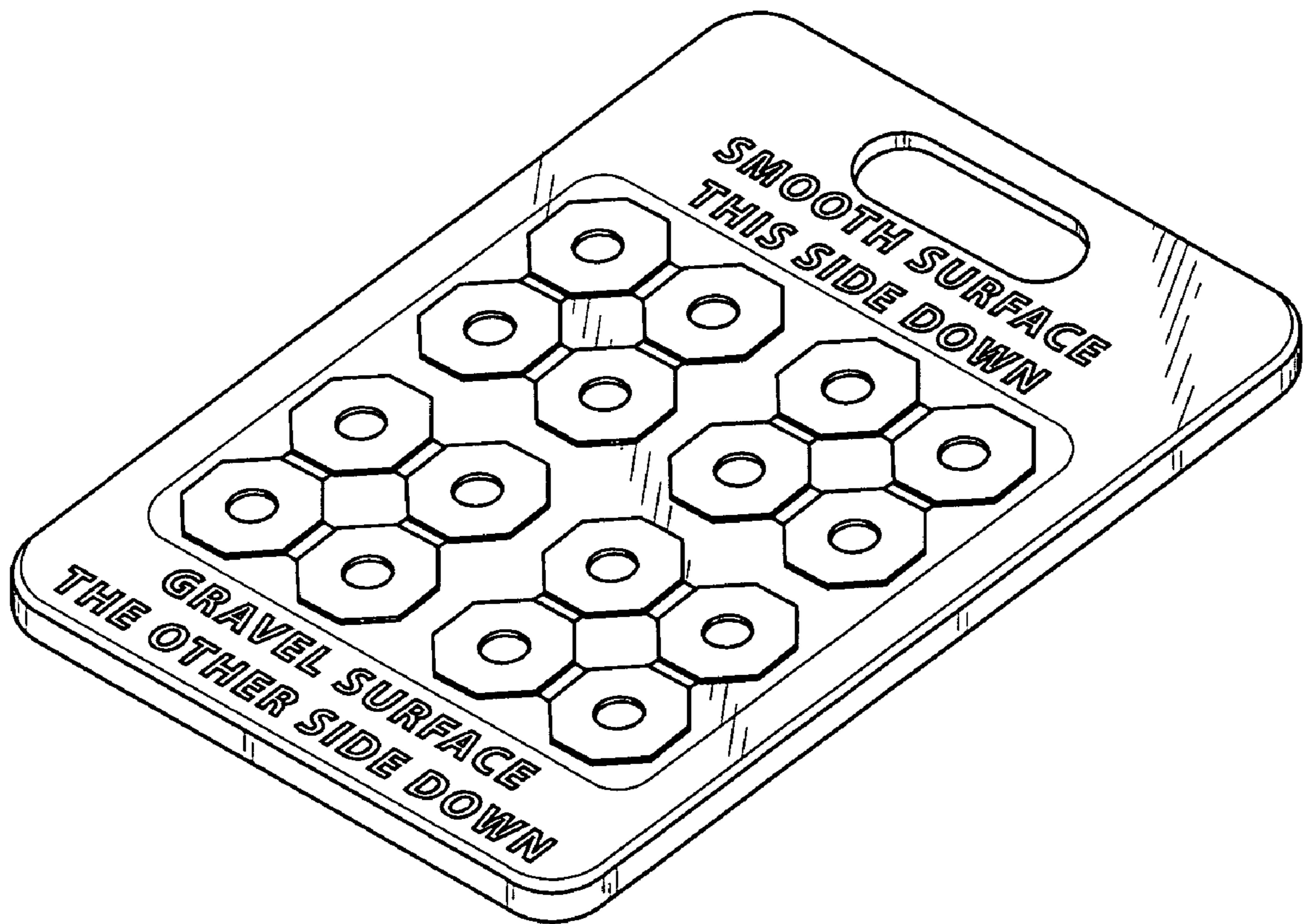


FIG. 1




FIG. 2




FIG. 3

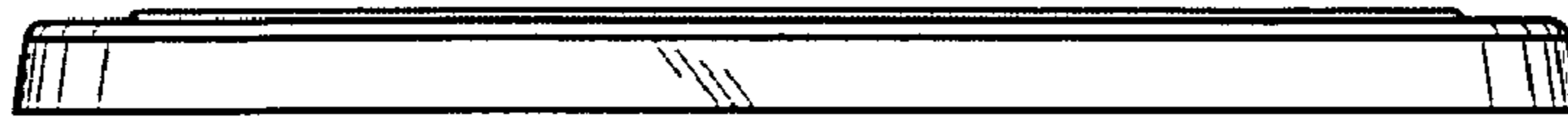


FIG. 4



FIG. 5



FIG. 6



FIG. 7