



US00D577647S

(12) **United States Design Patent**
Hsu

(10) **Patent No.:** **US D577,647 S**

(45) **Date of Patent:** **** Sep. 30, 2008**

(54) **VEHICLE FLOOR MAT**

(75) **Inventor:** **Henry T. H. Hsu**, Old Westbury, NY
(US)

(73) **Assignee:** **American Auto Accessories, Inc.**,
Corona, NY (US)

(**) **Term:** **14 Years**

(21) **Appl. No.:** **29/296,792**

(22) **Filed:** **Oct. 29, 2007**

(51) **LOC (8) Cl.** **12-16**

(52) **U.S. Cl.** **D12/203**

(58) **Field of Classification Search** D12/203;
280/163-164.1; 15/215-217; 428/138, 141;
296/97.23; D6/582-586, 592

See application file for complete search history.

(56) **References Cited**

U.S. PATENT DOCUMENTS

- D232,536 S * 8/1974 Krusinski D12/203
- D355,807 S * 2/1995 O'Rourke D6/582
- D403,911 S * 1/1999 Wang D6/582

- D403,912 S * 1/1999 Wang D6/582
- D436,784 S * 1/2001 Iacovelli et al. D6/582
- D519,898 S * 5/2006 Hussaini et al. D12/203
- D539,717 S * 4/2007 Hussaini et al. D12/203

* cited by examiner

Primary Examiner—Stacia Cadmus

(74) *Attorney, Agent, or Firm*—Robert C. Kain, Jr.

(57) **CLAIM**

The ornamental design for a vehicle floor mat, as shown and described.

DESCRIPTION

FIG. 1 is top view of an elongated vehicle floor mat.

FIG. 2 is a bottom view of the vehicle floor mat of FIG. 1.


FIG. 3 is a front view of the vehicle floor mat of FIG. 1.

FIG. 4 is a rear view of the vehicle floor mat of FIG. 1; and,

FIG. 5 is a left side view of the vehicle floor mat of FIG. 1 (the right side view being a mirror image of the left side view).

The vehicle floor mat is shown broken away to indicate indeterminate length.

1 Claim, 3 Drawing Sheets



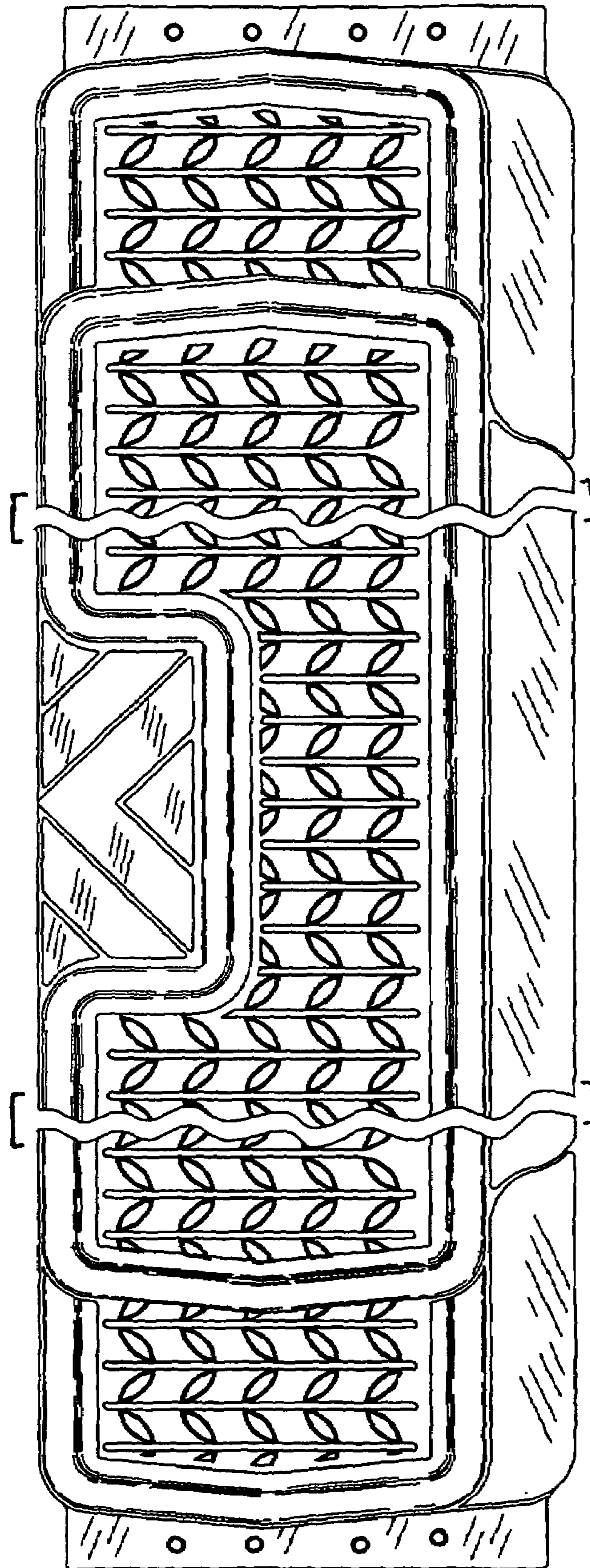


FIG. 1

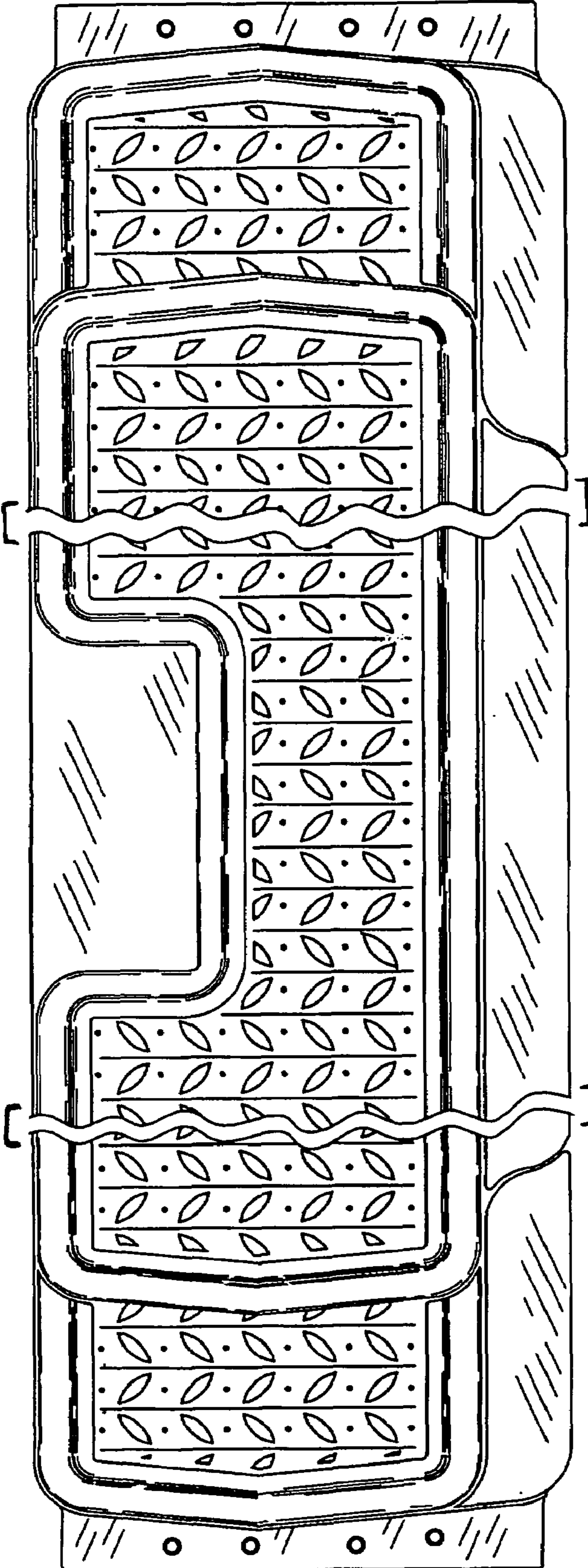


FIG. 2



FIG. 5



FIG. 4

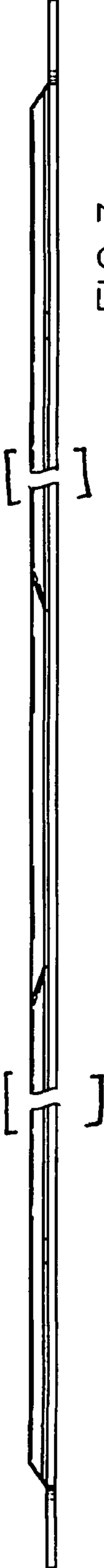


FIG. 3