



US00D577632S

(12) **United States Design Patent**  
**Gonzalez et al.**

(10) **Patent No.:** **US D577,632 S**  
(45) **Date of Patent:** **\*\* Sep. 30, 2008**

(54) **VEHICLE**

D464,915 S \* 10/2002 Okonkwo ..... D12/92

(75) Inventors: **Guillermo Gonzalez**, Lawndale, CA  
(US); **Daniel Arguien**, San Pedro, CA  
(US)

\* cited by examiner

*Primary Examiner*—Melody N Brown  
(74) *Attorney, Agent, or Firm*—Plumsea Law Group, LLC;  
Mark E. Duell

(73) Assignee: **Honda Motor Co., Ltd.**, Tokyo (JP)

(\*\*) Term: **14 Years**

(57) **CLAIM**

(21) Appl. No.: **29/296,753**

The ornamental design for a vehicle, as shown and described.

(22) Filed: **Oct. 26, 2007**

**DESCRIPTION**

(51) **LOC (8) Cl.** ..... **12-08**

FIG. 1 is a perspective view of a vehicle showing our new design;

(52) **U.S. Cl.** ..... **D12/88**

FIG. 2 is a front elevational view thereof;

(58) **Field of Classification Search** ..... D12/86,  
D12/88, 90-92; D21/424, 433, 548-550;  
296/181.1, 181.5

FIG. 3 is a rear elevational view thereof;

FIG. 4 is a side elevational view of one side thereof;

See application file for complete search history.

FIG. 5 is a side elevational view of the opposite side thereof;  
and,

(56) **References Cited**


FIG. 6 is a top plan view thereof.

**U.S. PATENT DOCUMENTS**

The broken line showings of the operator/passenger are for illustrative purposes only and form no part of the claimed design.

- D218,738 S \* 9/1970 Davids et al. .... D12/88
- D225,017 S \* 10/1972 McLauren ..... D21/550
- D225,352 S \* 12/1972 Broadley ..... D12/88
- D274,609 S \* 7/1984 Badsey ..... D12/85

**1 Claim, 4 Drawing Sheets**



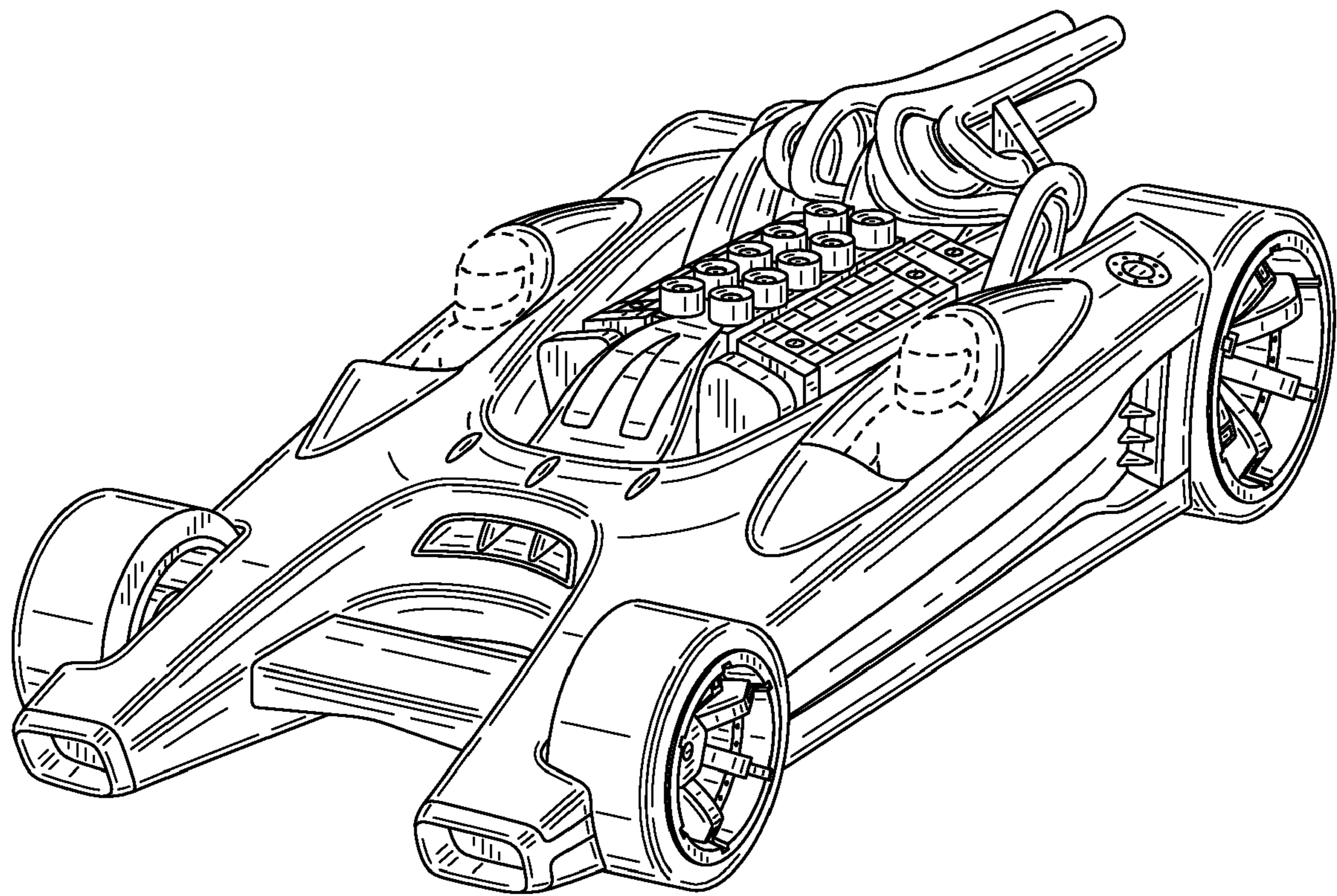


FIG. 1

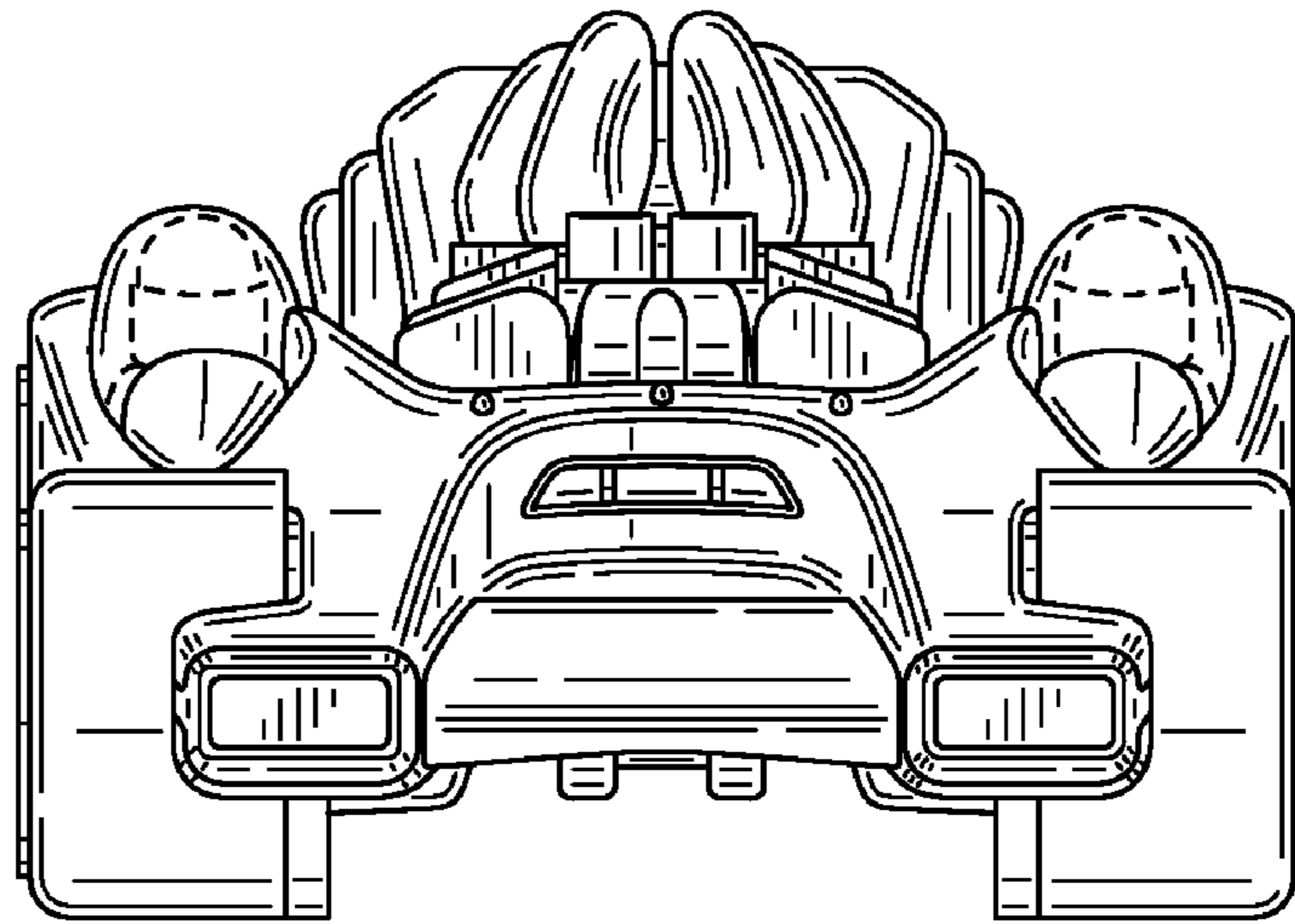


FIG. 2




FIG. 3



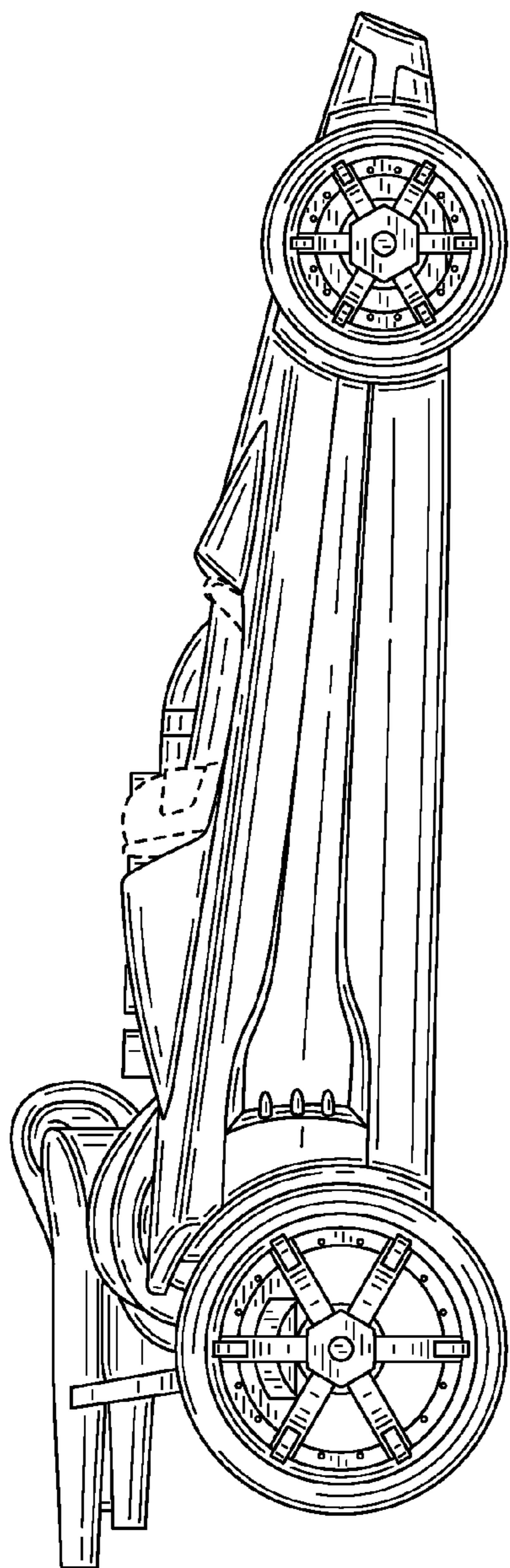


FIG. 4

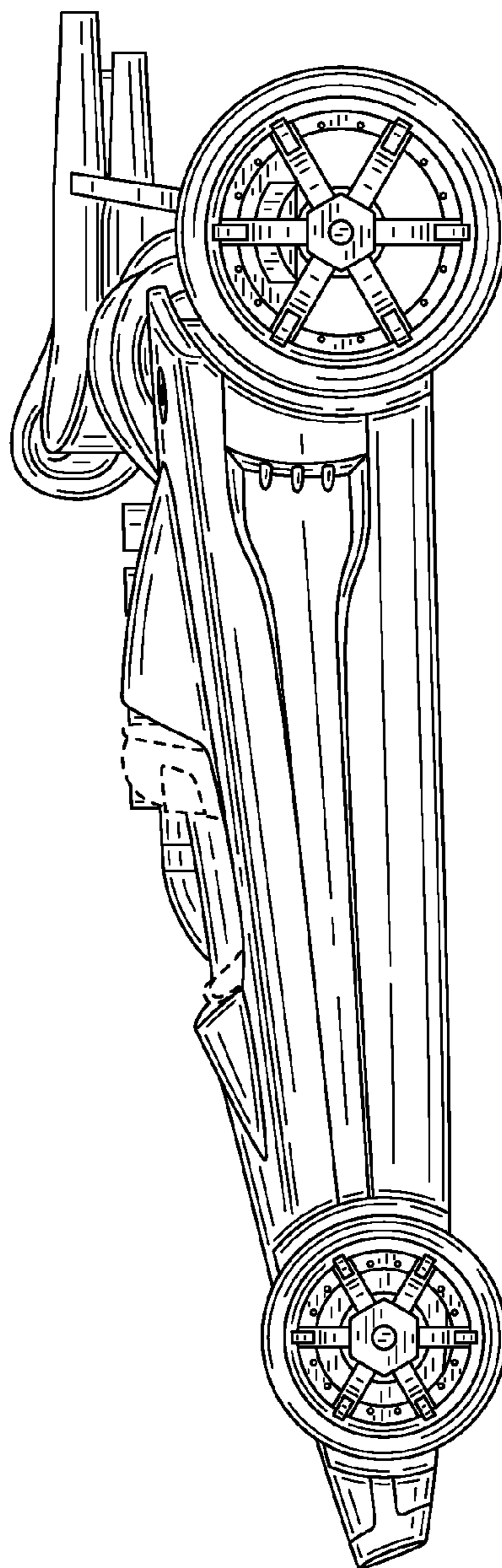


FIG. 5

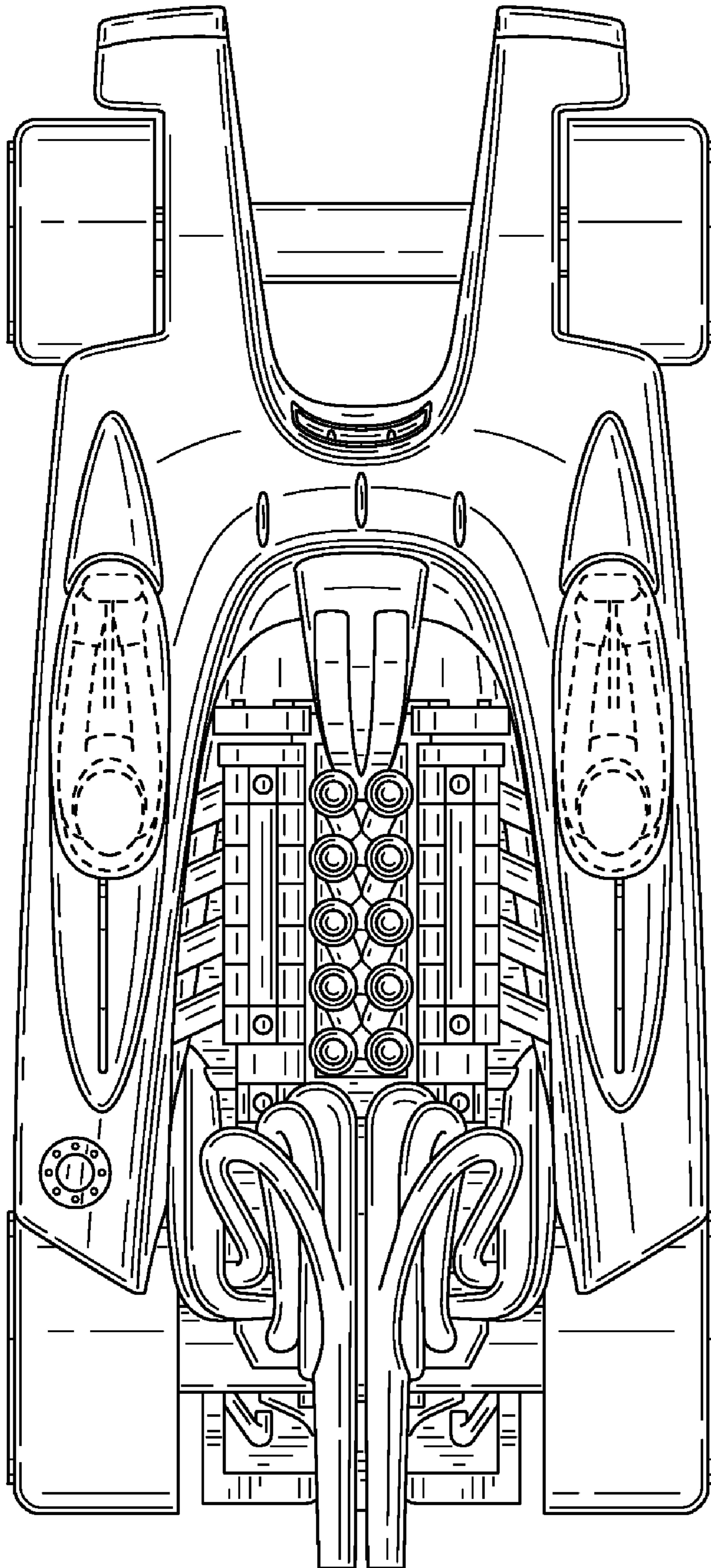


FIG. 6