



US00D577617S

(12) **United States Design Patent**  
**Tucker**

(10) **Patent No.:** **US D577,617 S**

(45) **Date of Patent:** **\*\* Sep. 30, 2008**

(54) **QUILT TRIMMER TEMPLATE**

*Primary Examiner—Antoine D Davis*  
(74) *Attorney, Agent, or Firm—Stan Jones, Patents*

(76) **Inventor:** **Deborah A. Tucker**, 180 Wilbur Way,  
Cogan Station, PA (US) 17728

(57) **CLAIM**

(\*\*) **Term:** **14 Years**

The ornamental design for a quilt trimmer template, as shown and described.

(21) **Appl. No.:** **29/288,574**

(22) **Filed:** **Jun. 16, 2007**

**DESCRIPTION**

(51) **LOC (8) Cl.** ..... **10-04**

(52) **U.S. Cl.** ..... **D10/64**

(58) **Field of Classification Search** ..... D10/64;  
33/1 B, 12.33, 13, 17 A, 563, 565, 566; 112/475.01  
See application file for complete search history.

FIG. 1 is a top view of my quilt trimmer template design showing my instructive lettering and numbers in the English language, but that language is for illustrative purposes only, and may take other language forms. The solid and dashed lines of my trimmer design are useful for trimming and cutting quilt fabric pieces;

(56) **References Cited**

FIG. 2 is a right side view of my quilt trimmer template design, with the left and rear side views being the same; and,

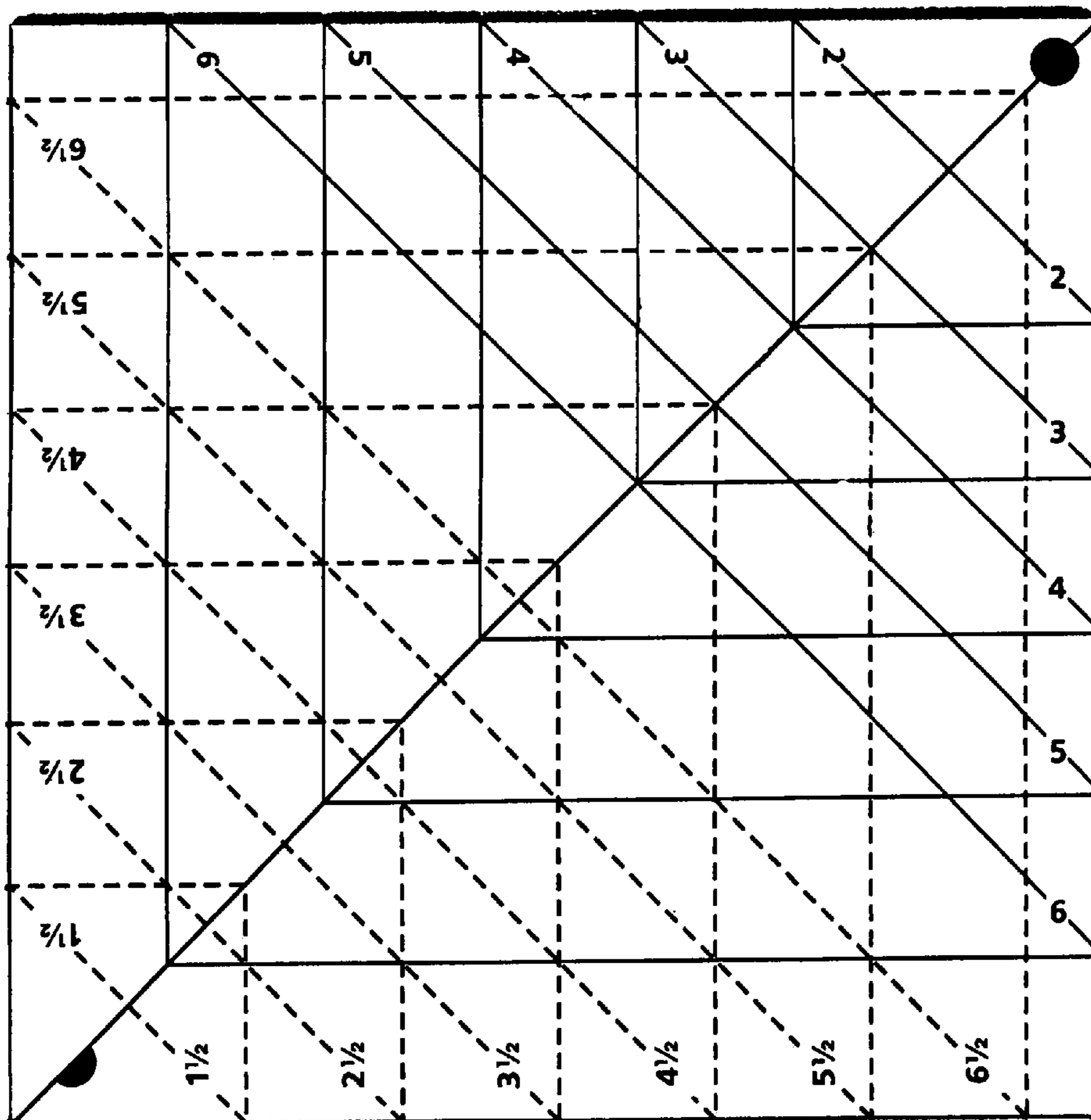
**U.S. PATENT DOCUMENTS**

FIG. 3 is a bottom view of my quilt trimmer template design showing the English language numbers and lettering in reverse when viewed through the clear acrylic from the bottom. Otherwise the bottom is a plain flat surface.

7,178,249	B2 *	2/2007	Schafer et al.	.....	33/1 B
7,185,441	B2 *	3/2007	Lockyer	.....	33/562
D541,680	S *	5/2007	Pepe	.....	D10/64
D542,163	S *	5/2007	Pepe	.....	D10/64
D549,115	S *	8/2007	Tucker	.....	D10/64

\* cited by examiner

**1 Claim, 2 Drawing Sheets**



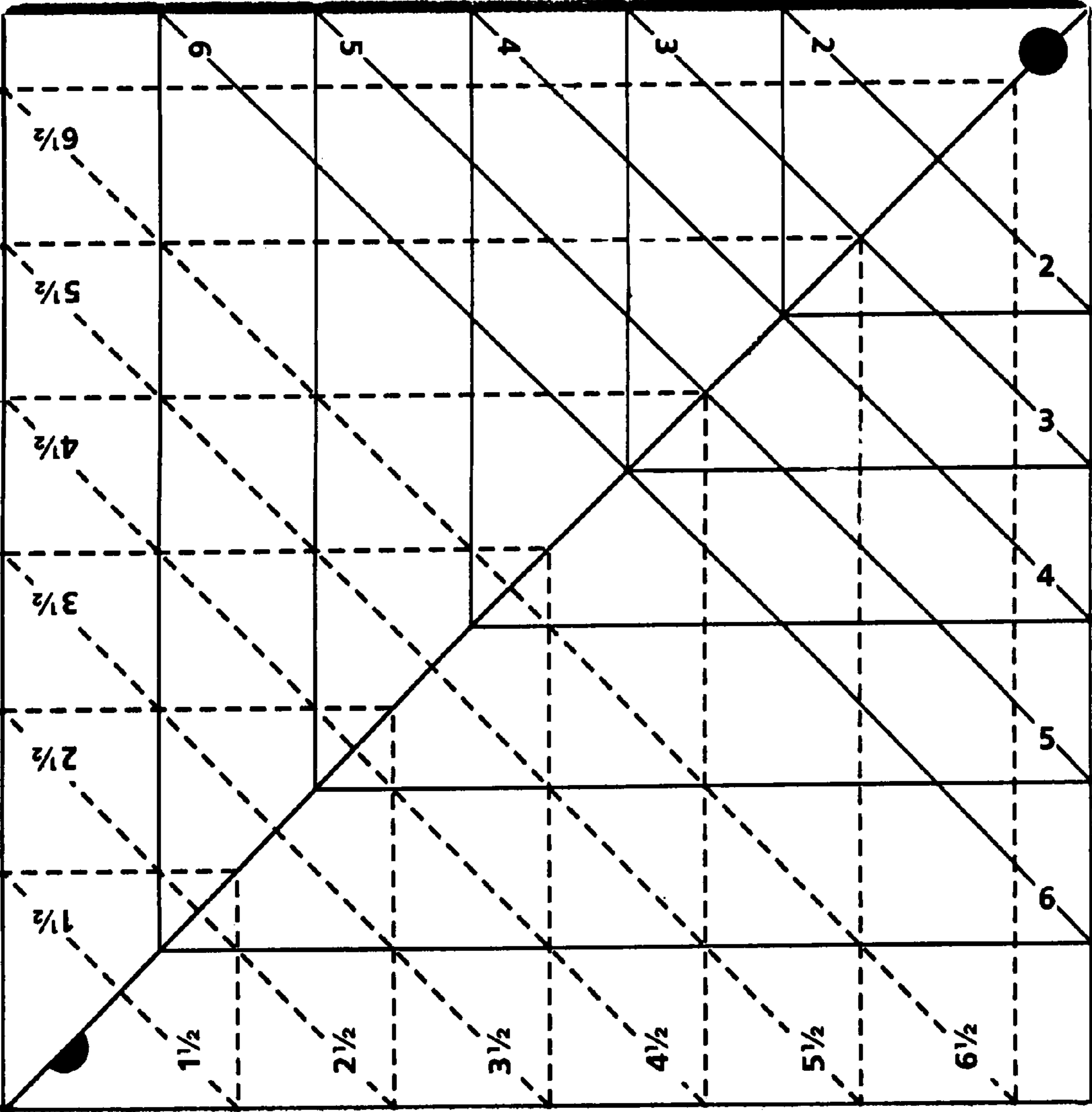


FIGURE 1



FIGURE 2

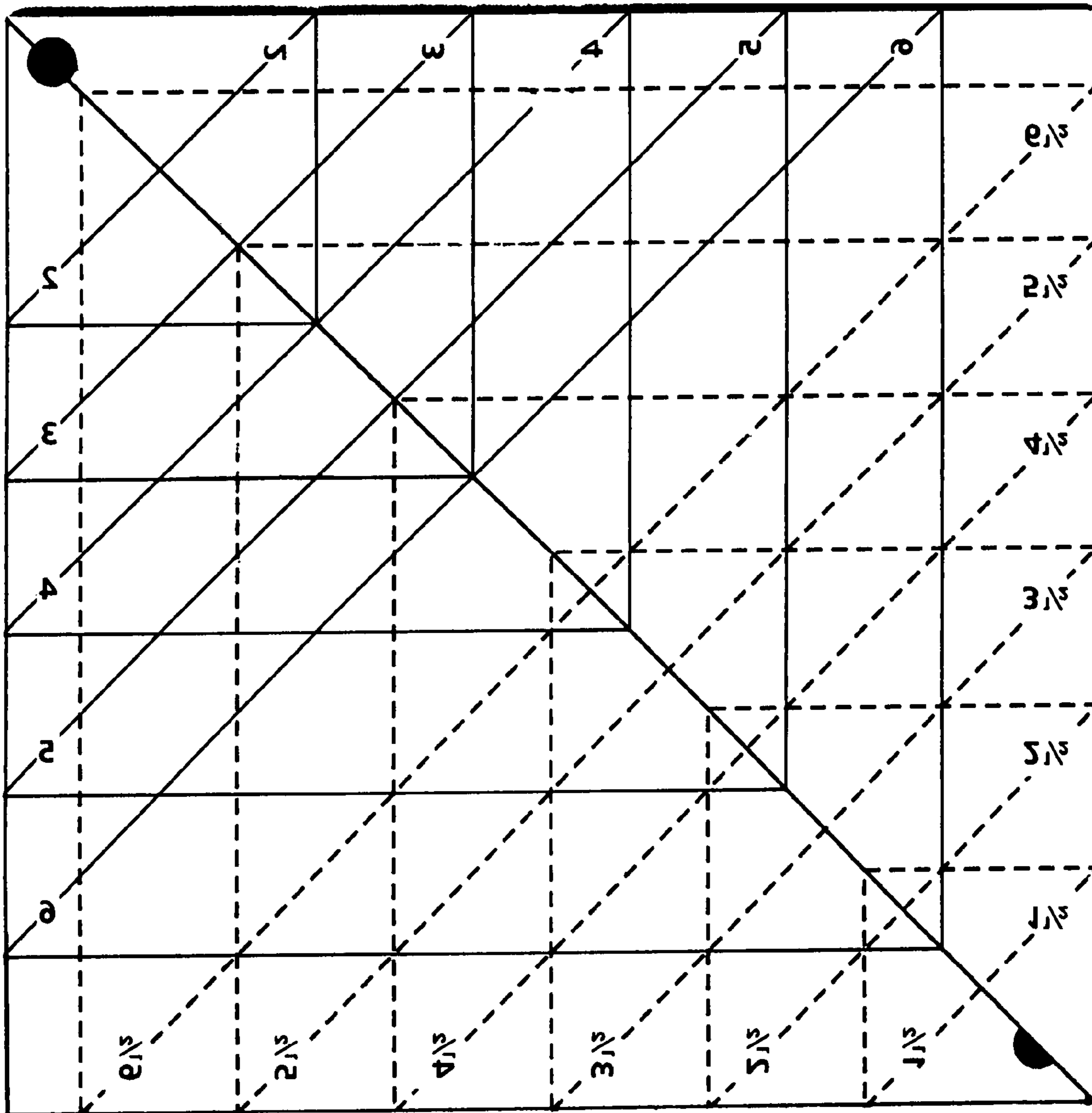


FIGURE 3