



US00D577616S

(12) **United States Design Patent**
Edgar

(10) **Patent No.:** **US D577,616 S**

(45) **Date of Patent:** **** Sep. 30, 2008**

(54) **T800 THERMOSTAT**

(76) **Inventor:** **Jeff S Edgar**, 3682 Hempstead, St.
Charles, MO (US) 63301

(**) **Term:** **14 Years**

(21) **Appl. No.:** **29/304,107**

(22) **Filed:** **Feb. 25, 2008**

(51) **LOC (8) Cl.** **10-04**

(52) **U.S. Cl.** **D10/50**

(58) **Field of Classification Search** D10/49-50;
D13/168; D14/104, 106, 218, 247; 236/5,
236/46 R-46 F, 47, 49.3, 51, 84, 94; 340/7.21-7.24,
340/7.32, 825.6, 825.72, 539.1, 539.14, 539.21,
340/539.26, 426.21, 584, 589, 870.17, 825.24,
340/825.25, 825.31, 825.36, 825.69; 341/23,
341/34, 176; 345/156, 169; 348/734; 374/167;
400/485; 455/226.1, 420, 92, 95, 100, 128,
455/151.1-151.4, 325-355; 463/39, 42;
700/17, 19, 20, 65, 83, 276

See application file for complete search history.

(56) **References Cited**

U.S. PATENT DOCUMENTS

5,326,027 A * 7/1994 Sulfstede 236/51
D509,151 S * 9/2005 Takach et al. D10/50

D518,744 S * 4/2006 Rosen D10/50
D520,386 S * 5/2006 Takach et al. D10/50
D556,061 S * 11/2007 Rosen D10/50
D556,608 S * 12/2007 Rhodes D10/50
RE40,190 E * 4/2008 Takach et al. D10/50
2005/0215910 A1 * 9/2005 Yang et al. 600/474

* cited by examiner

Primary Examiner—Antoine D Davis

(57) **CLAIM**

The ornamental design for T800 thermostat, as shown and described.

DESCRIPTION

FIG. 1 is an exploded perspective view of a T800 thermostat, showing my new design;

FIG. 2 is a front elevational view of the invention;

FIG. 3 is a left-side elevational view of the invention;

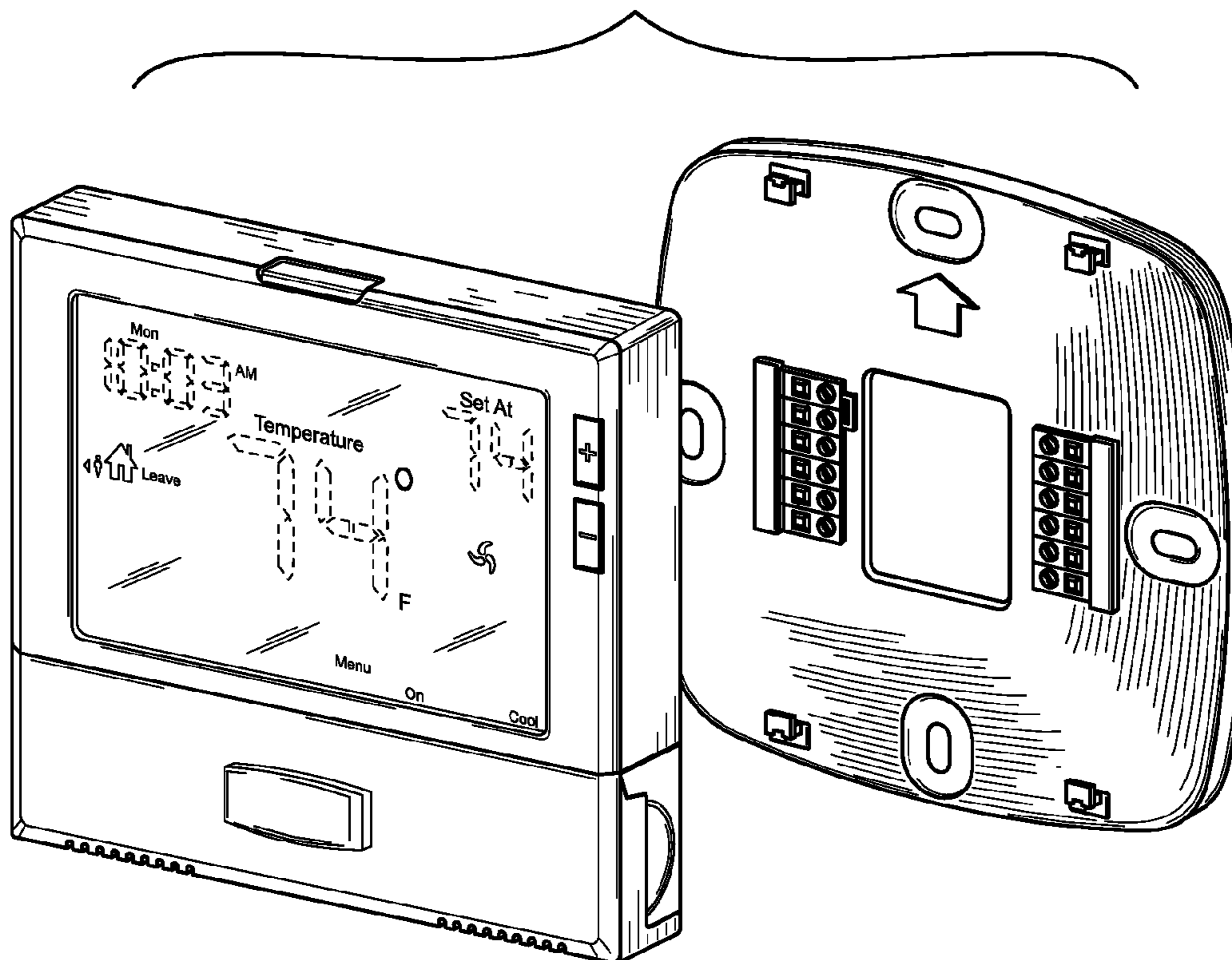
FIG. 4 is a right-side elevational view of the invention;

FIG. 5 is a top plan view of the invention; and,

FIG. 6 is a bottom plan view of the invention.

The broken lines showing a number in FIGS. 1 and 2 are included for the purpose of illustrating the invention in use, and form no part of the claimed design.

1 Claim, 2 Drawing Sheets



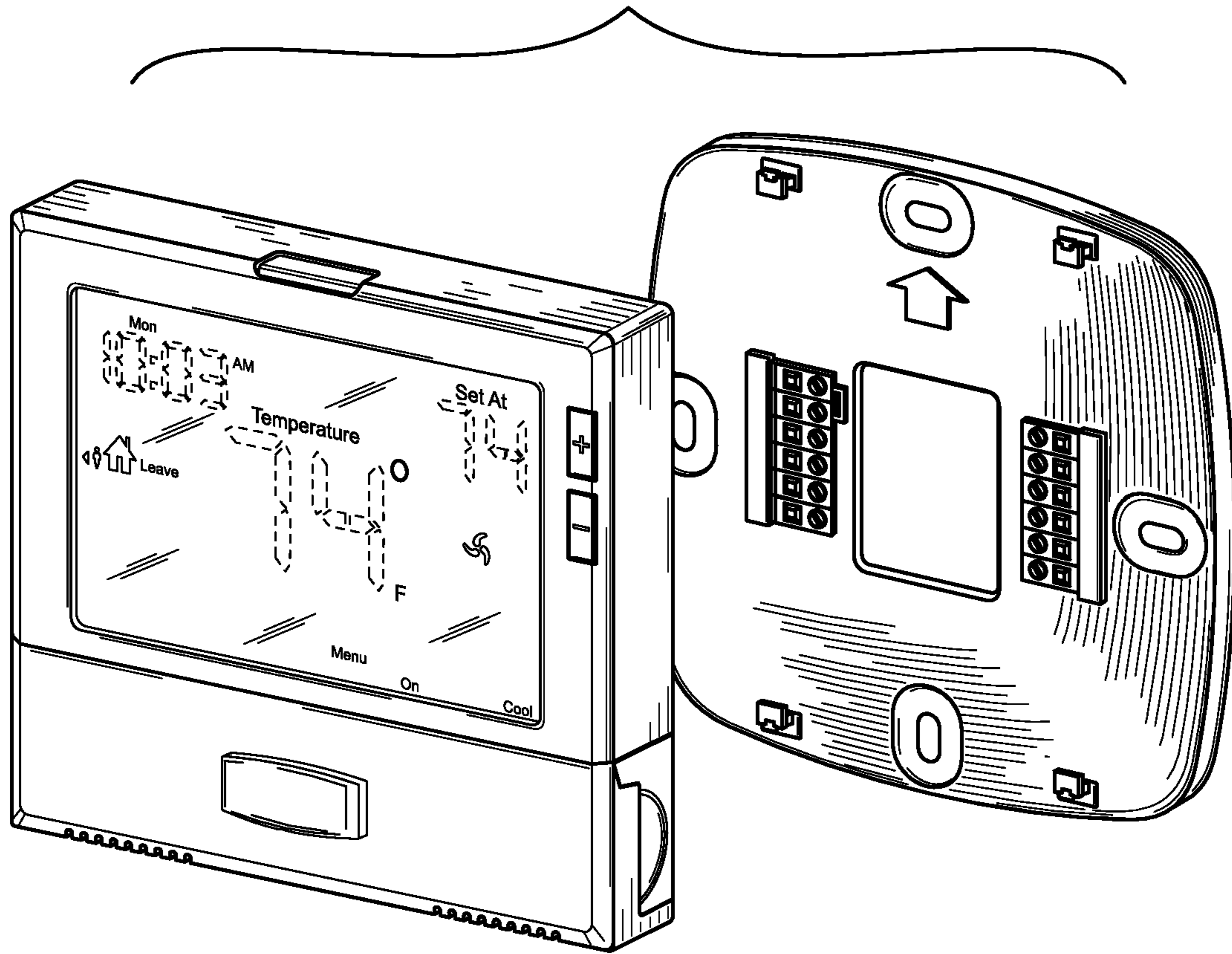


FIG. 1

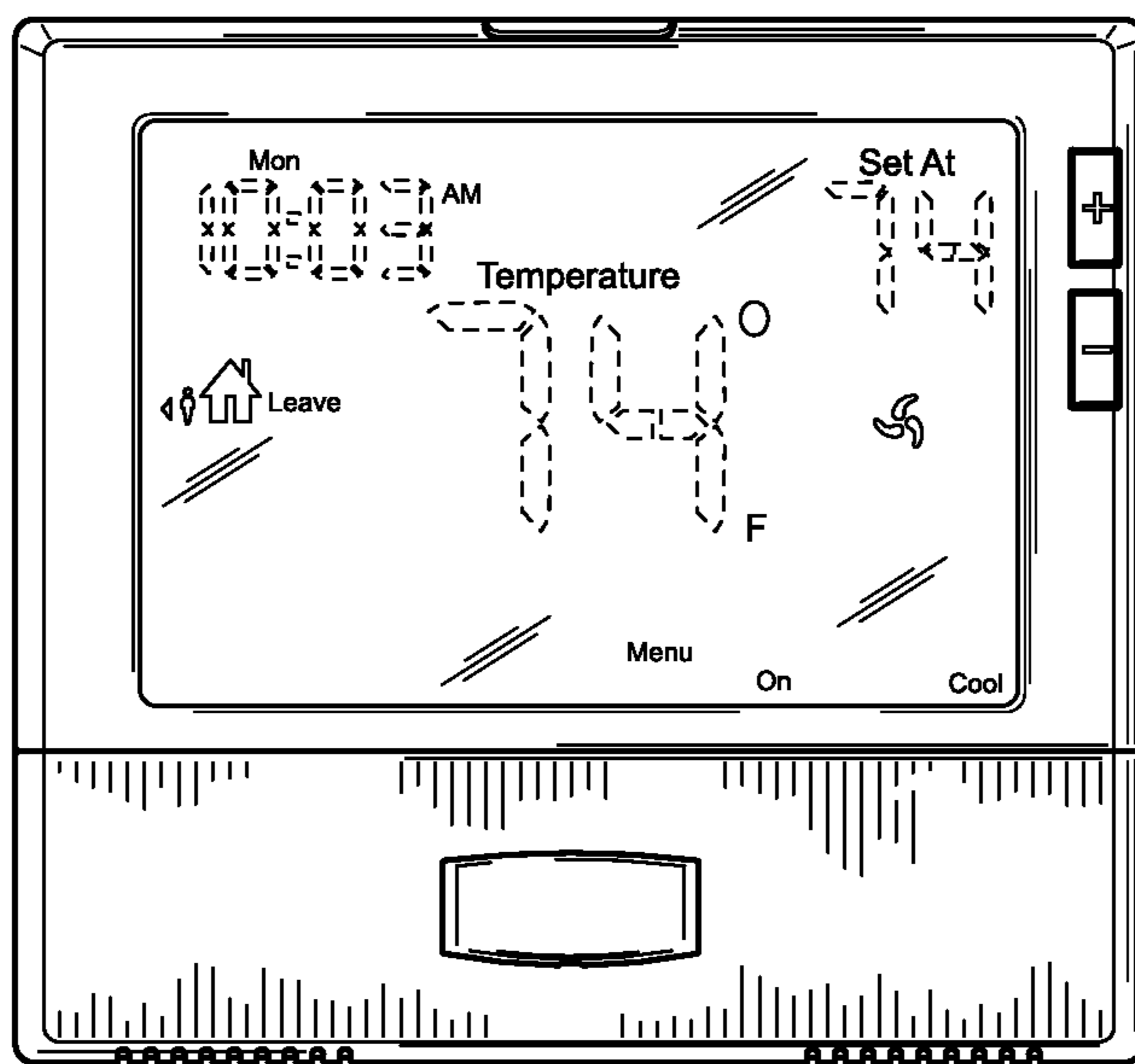


FIG. 2

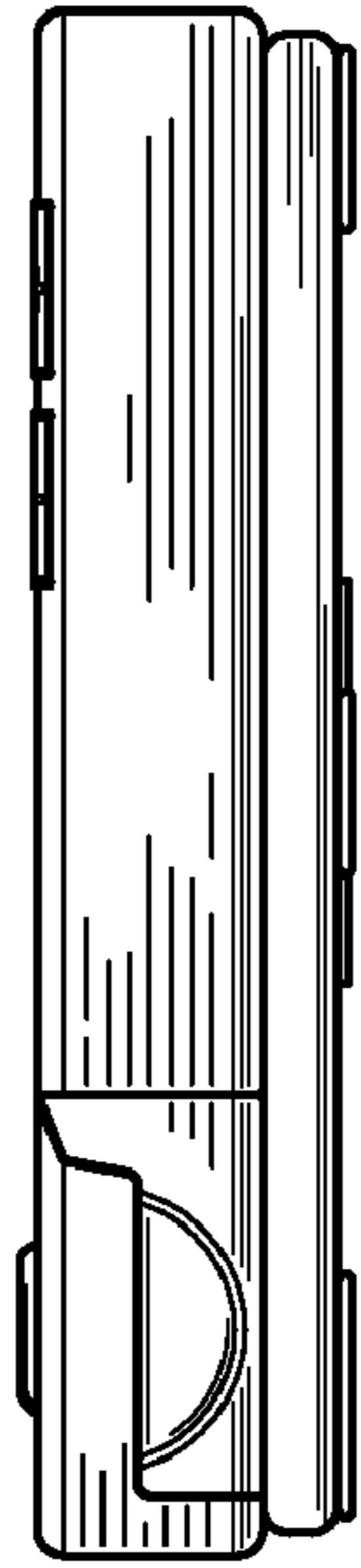


FIG. 3

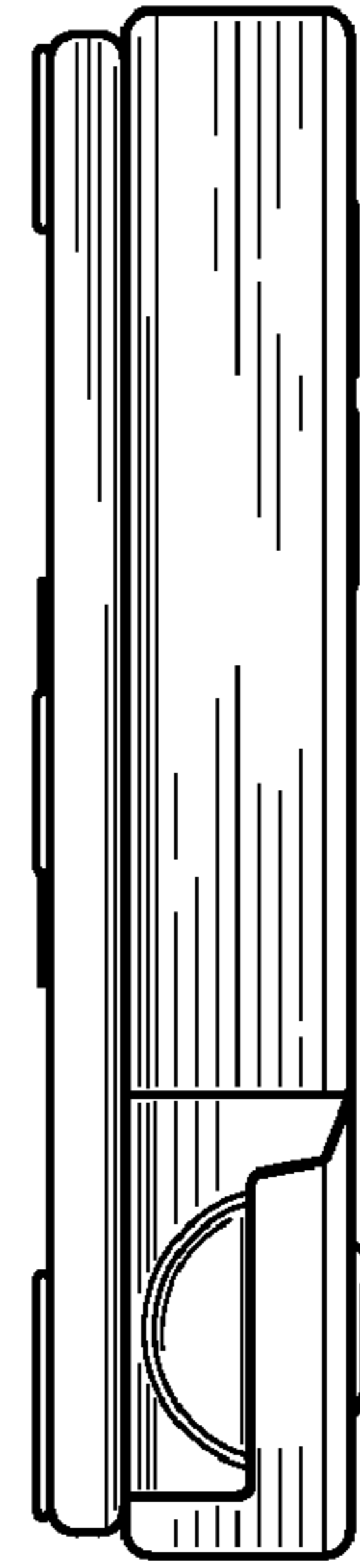


FIG. 4



FIG. 5

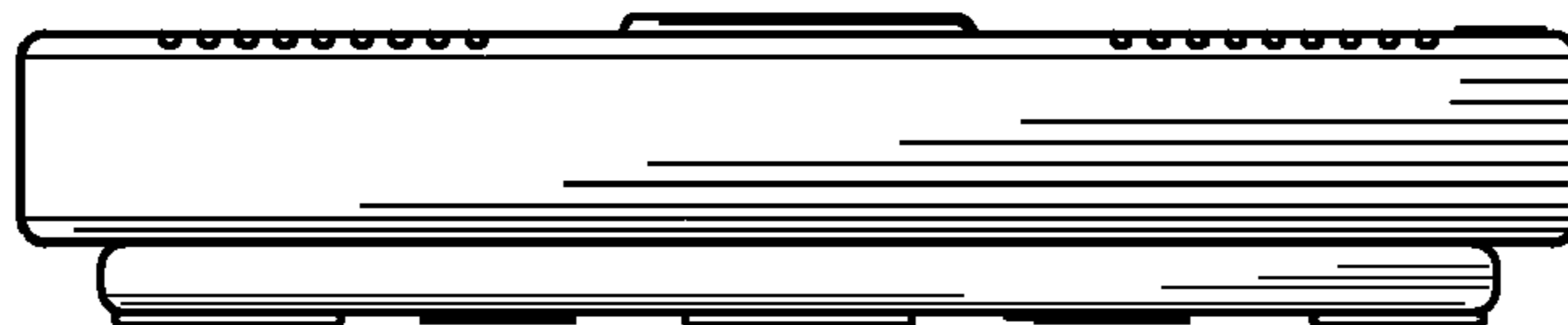


FIG. 6