

US00D577609S

(12) **United States Design Patent**
Modolo

(10) **Patent No.:** **US D577,609 S**

(45) **Date of Patent:** **** Sep. 30, 2008**

(54) **WRISTWATCH**

(75) Inventor: **Dino Modolo**, La Chaux-de-Fonds (CH)

(73) Assignee: **Luxury Timepieces International SA**,
Cortailod (CH)

(**) Term: **14 Years**

(21) Appl. No.: **29/265,329**

(22) Filed: **Aug. 30, 2006**

(30) **Foreign Application Priority Data**

May 30, 2006 (WO) D/067 931

(51) **LOC (8) Cl.** **10-02**

(52) **U.S. Cl.** **D10/32**

(58) **Field of Classification Search** D10/30-39,
D10/123-126; 368/276, 277, 281, 282, 285,
368/223, 228, 232; D11/3, 4, 14; 63/3; 224/164,
224/179

See application file for complete search history.

(56) **References Cited**

U.S. PATENT DOCUMENTS

D335,637 S * 5/1993 Azrielant D11/4
D396,652 S * 8/1998 Voegeli D10/32
D435,223 S * 12/2000 Bodino D10/32
D447,703 S * 9/2001 Bodino D10/32

D462,910 S * 9/2002 Dumas D10/39
D472,160 S * 3/2003 Modolo D10/32
D491,475 S * 6/2004 Modolo D10/32
D518,741 S * 4/2006 Modolo D10/32

* cited by examiner

Primary Examiner—Lucy Lieberman

(74) *Attorney, Agent, or Firm*—Sughrue Mion, PLLC

(57) **CLAIM**

The ornamental design for a wristwatch, as shown.

DESCRIPTION

The patent or application file contains at least one drawing executed in color. Copies of this patent or patent application publication with color drawing(s) will be provided by the Office upon request and payment of the necessary fee.

FIG. 1 is a perspective view of the front and right side of a wristwatch showing my new design;

FIG. 2 is a front elevational view thereof;

FIG. 3 is a rear elevational view thereof;

FIG. 4 is a right side elevational view thereof;

FIG. 5 is a left side elevational view thereof;

FIG. 6 is a top plan view thereof; and,

FIG. 7 is a bottom plan view thereof.

1 Claim, 2 Drawing Sheets
(2 of 2 Drawing Sheet(s) Filed in Color)

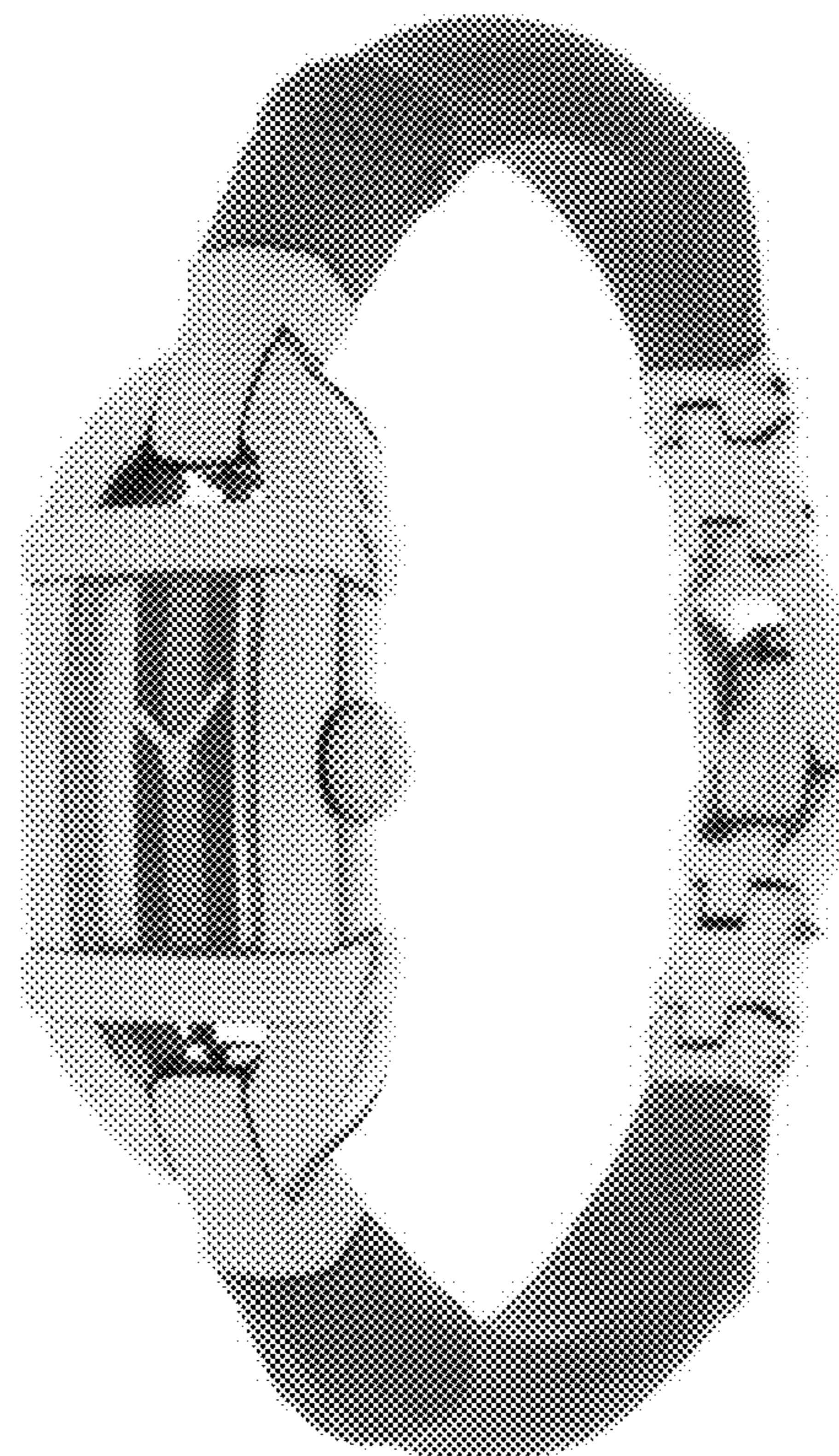


FIG. 1

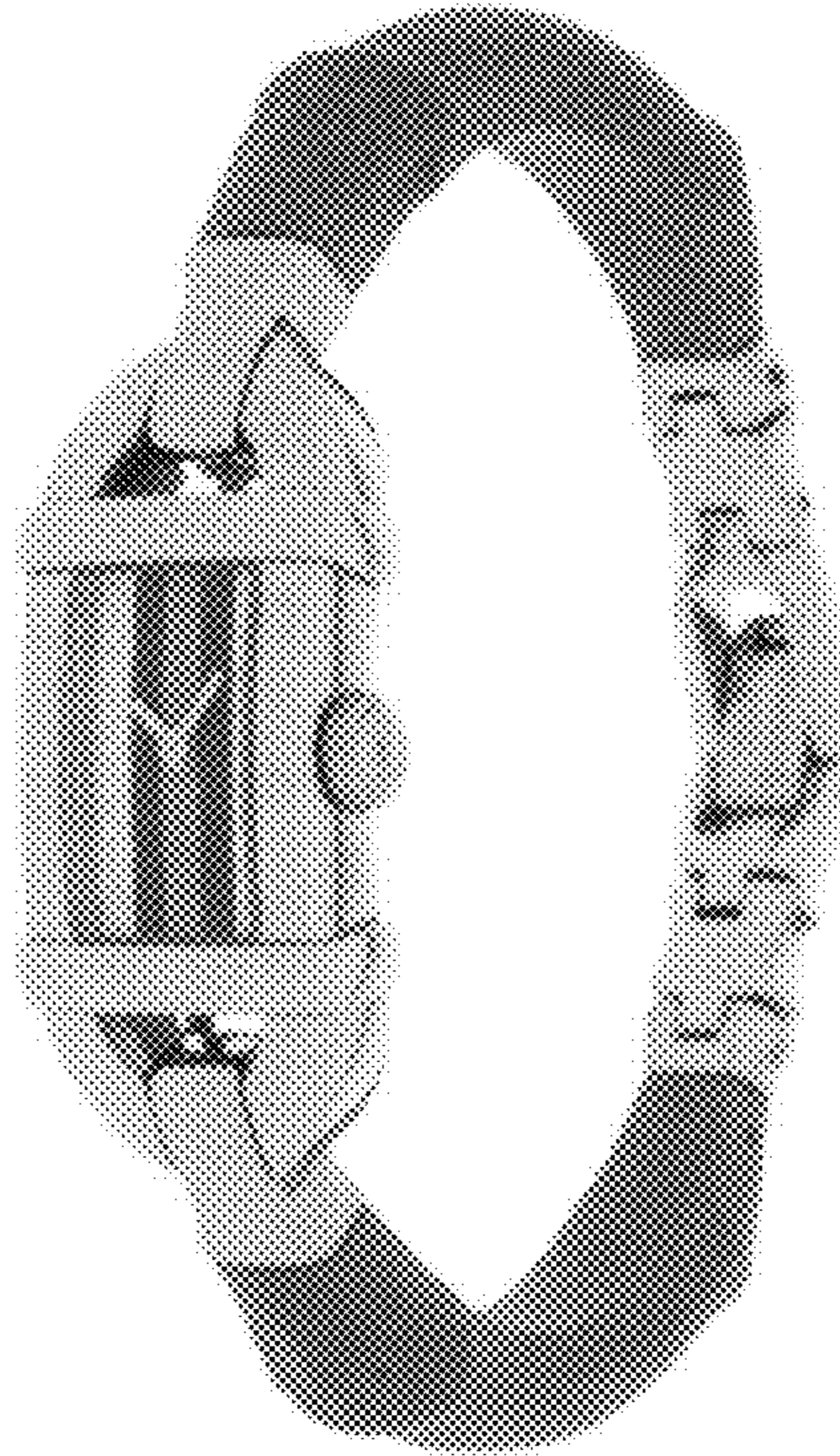


FIG. 2




FIG. 3




FIG. 4



FIG. 6




FIG. 5




FIG. 7

