



US00D577607S

(12) **United States Design Patent**
Friedland et al.

(10) **Patent No.:** **US D577,607 S**
(45) **Date of Patent:** **** Sep. 30, 2008**

(54) **SQUARE 4 PACK SHAPED VACUUM POUCH**

(75) Inventors: **Jason Friedland**, Franklin, TN (US);
Angel Hernanadez, Nolensville, TN
(US); **Rebecca Morgan Valentine**,
Franklin, TN (US); **Peter Slusarczyk**,
Nolensville, TN (US)

(73) Assignee: **MARS, Incorporated**, McLean, VA
(US)

(**) Term: **14 Years**

(21) Appl. No.: **29/287,514**

(22) Filed: **Aug. 17, 2007**

(51) **LOC (8) Cl.** **09-05**

(52) **U.S. Cl.** **D9/707**

(58) **Field of Classification Search** D9/703-710,
D9/713-714, 720-722, 430-432, 414-418,
D9/424; 383/84, 100, 103, 107, 108; 229/87.06,
229/200; 426/106

See application file for complete search history.

(56) **References Cited**

U.S. PATENT DOCUMENTS

D87,540 S	8/1932	Picker	
D113,440 S *	2/1939	Salfisberg	D9/707
D115,526 S *	7/1939	Salfisberg	D9/707
D134,061 S *	10/1942	Salfisberg	D9/707
D137,262 S	2/1944	Hiemenz	
2,654,471 A	10/1953	Kopald et al.	
2,973,006 A	2/1961	Nelson	
D193,811 S	10/1962	Ebbet	
D201,644 S	7/1965	Cave	
3,294,224 A *	12/1966	Horwitz	206/0.5
3,387,766 A	6/1968	Emanuel	
3,502,487 A	3/1970	Byrd	
3,650,461 A	3/1972	Hutcheson et al.	
D242,900 S *	1/1977	Seiferth et al.	D9/732
D250,880 S	1/1979	Stone et al.	
4,378,069 A	3/1983	Franco	
4,543,279 A	9/1985	Kai	

D297,306 S	8/1988	King	
4,784,864 A	11/1988	Ikeda	
4,903,841 A	2/1990	Ohsima et al.	
D306,555 S	3/1990	Lane et al.	
D314,885 S	2/1991	Brunner	
D318,611 S	7/1991	Sherman	
5,038,547 A	8/1991	Kai et al.	
D326,222 S	5/1992	McAtarian	
D354,906 S	1/1995	Lane, Jr. et al.	
D386,698 S	11/1997	Giardiello	
5,779,052 A *	7/1998	Woodford et al.	206/521
6,083,584 A	7/2000	Smith et al.	

(Continued)

OTHER PUBLICATIONS

U.S. Appl. No. 29/287,526, Friedland, et al.

(Continued)

Primary Examiner—Caron D. Veynar

Assistant Examiner—Abraham Bahta

(74) *Attorney, Agent, or Firm*—Arent Fox LLP

(57) **CLAIM**

The ornamental design for a square 4 pack shaped vacuum pouch, as shown and described.

DESCRIPTION

FIG. 1: is a perspective view of a square 4 pack shaped vacuum pouch showing our new design;

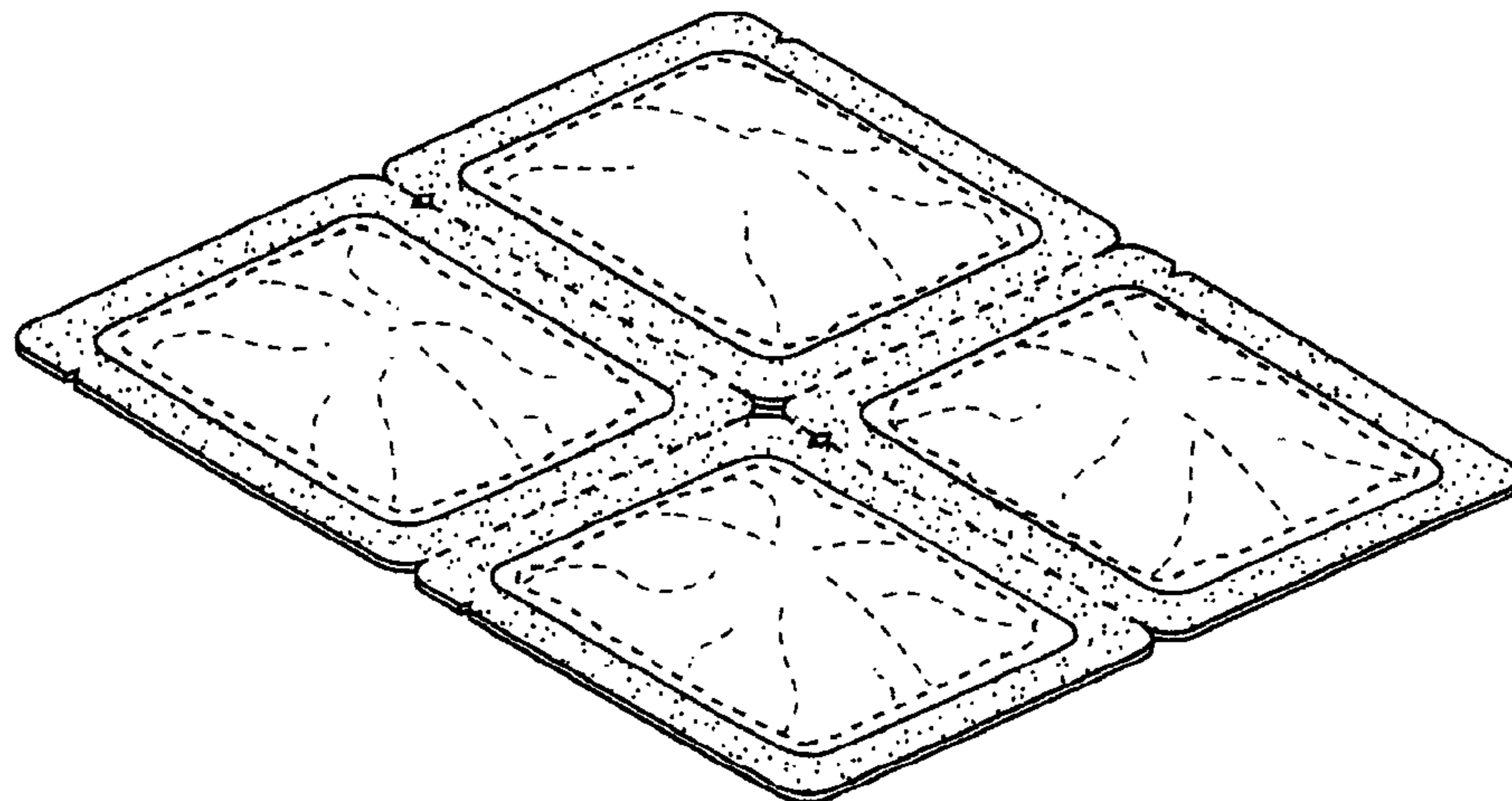
FIG. 2: is a top view of the design shown in FIG. 1, where in the bottom view is identical or a mirror image thereof;

FIG. 3: is a right side view of the design shown in FIG. 1, wherein the left side view is identical or a mirror image thereof; and,

FIG. 4: is a front view of the design shown in FIG. 1, wherein the rear view is identical or a mirror image thereof.

The broken lines shown in the drawings are for illustrative purposes and form no part of the claimed design.

1 Claim, 1 Drawing Sheet



US D577,607 S

Page 2

U.S. PATENT DOCUMENTS

D429,459 S 8/2000 Berman
D436,847 S 1/2001 Berman
D440,868 S 4/2001 Berman
D442,078 S 5/2001 Fuquen
D446,445 S 8/2001 Croft et al.
D450,574 S * 11/2001 Campbell D9/707
D452,144 S 12/2001 Tedeschi et al.
D452,817 S 1/2002 Berman
D454,457 S 3/2002 Ou-Young
D454,487 S 3/2002 Bell et al.
D462,897 S 9/2002 Amundson
D463,266 S 9/2002 Zappa
D463,738 S 10/2002 Jones
D463,974 S 10/2002 Berman
D465,726 S 11/2002 Tet
D466,003 S 11/2002 Jones et al.
D468,630 S 1/2003 Ambrose
D469,120 S 1/2003 Maloney
D471,090 S 3/2003 Jones
D473,131 S 4/2003 Berman
D473,132 S 4/2003 Berman
D475,614 S 6/2003 Jones
D475,915 S 6/2003 Lawrie et al.
D477,992 S 8/2003 Dennis et al.
D486,730 S * 2/2004 Rasmussen D9/705
D522,374 S 6/2006 Nova et al.
D542,152 S 5/2007 Klis

D545,689 S 7/2007 Peel
D551,567 S 9/2007 Berman
D558,594 S 1/2008 Kirou et al.
D558,601 S 1/2008 Berman

OTHER PUBLICATIONS

U.S. Appl. No. 29/287,524, Friedland, et al.
U.S. Appl. No. 29/287,515, Friedland, et al.
U.S. Appl. No. 29/287,539, Beyer, et al.
U.S. Appl. No. 29/287,512, Friedland, et al.
U.S. Appl. No. 29/287,535, Friedland, et al.
U.S. Appl. No. 29/287,510, Friedland, et al.
U.S. Appl. No. 29/287,527, Friedland, et al.
U.S. Appl. No. 29/287,525, Friedland, et al.
U.S. Appl. No. 29/287,513, Friedland, et al.
U.S. Appl. No. 29/287,518, Beyer, et al.
U.S. Appl. No. 29/287,522, Shields.
U.S. Appl. No. 29/287,520, Friedland, et al.
U.S. Appl. No. 29/287,536, Friedland, et al.
U.S. Appl. No. 29/287,528, Friedland, et al.
U.S. Appl. No. 29/287,519, Shields.
U.S. Appl. No. 29/287,511, Friedland, et al.
U.S. Appl. No. 29/287,538, Friedland, et al.
U.S. Appl. No. 29/287,523, Friedland, et al.
U.S. Appl. No. 29/287,537, Friedland, et al.
U.S. Appl. No. 29/287,521, Friedland, et al.
U.S. Appl. No. 11/840,825, Slusarczyk, et al.

* cited by examiner

FIG.1

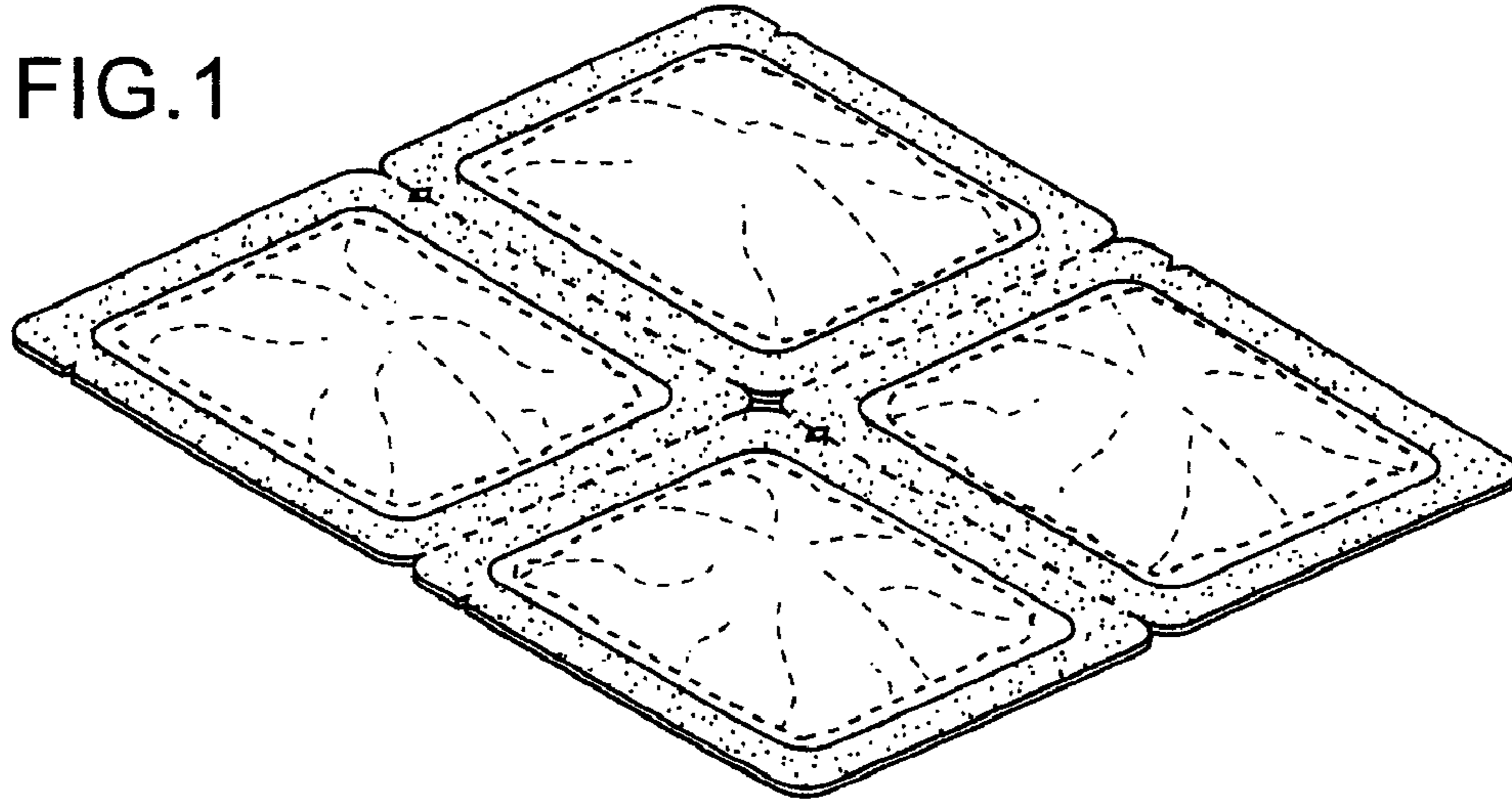


FIG.2

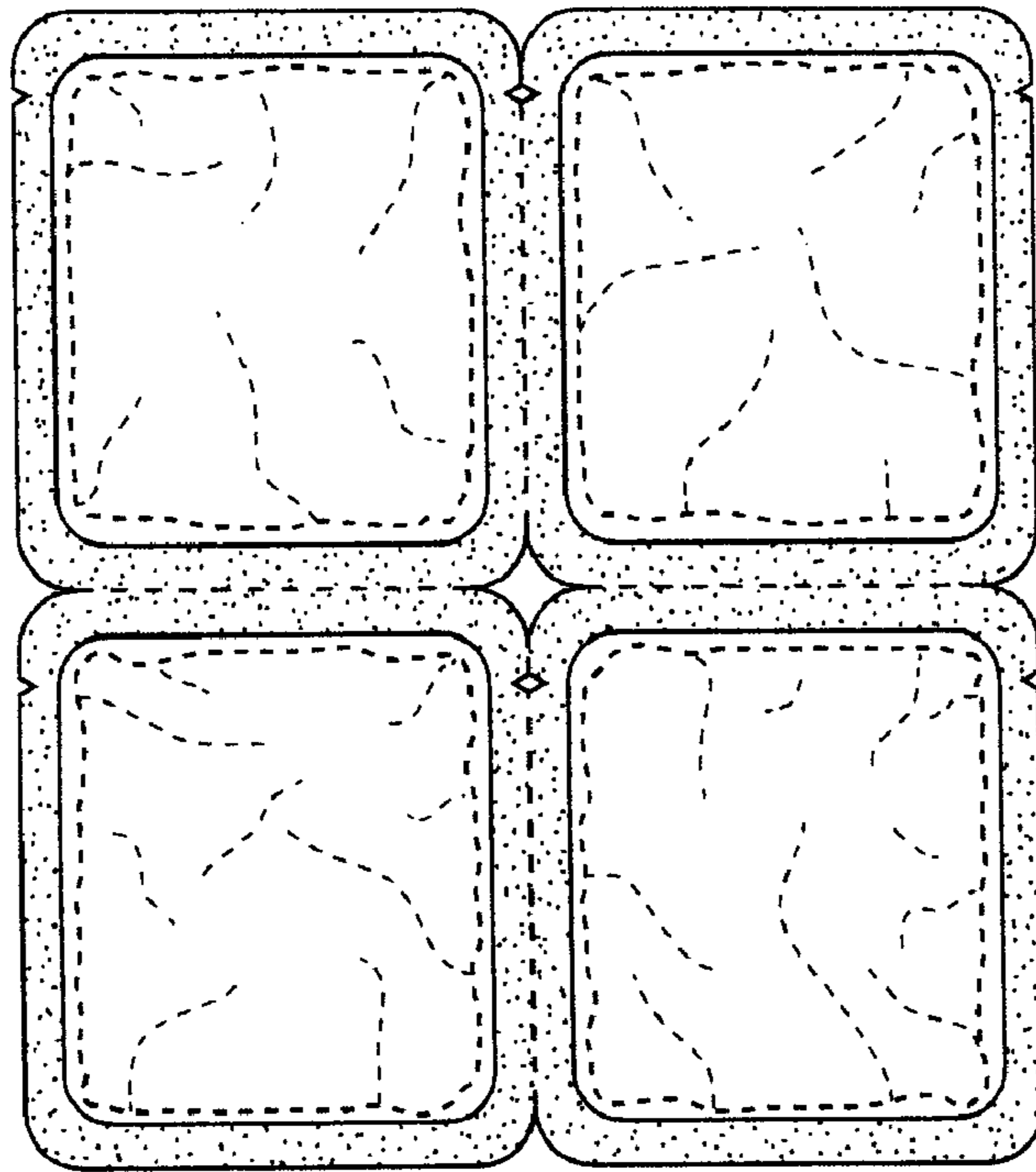


FIG.3

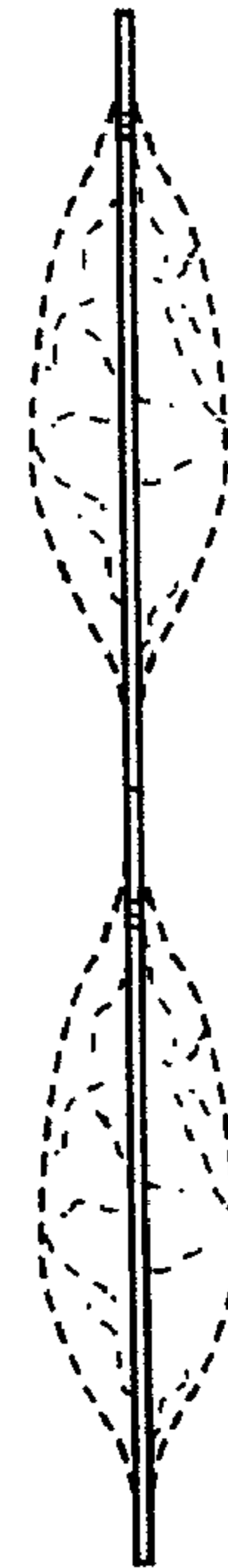
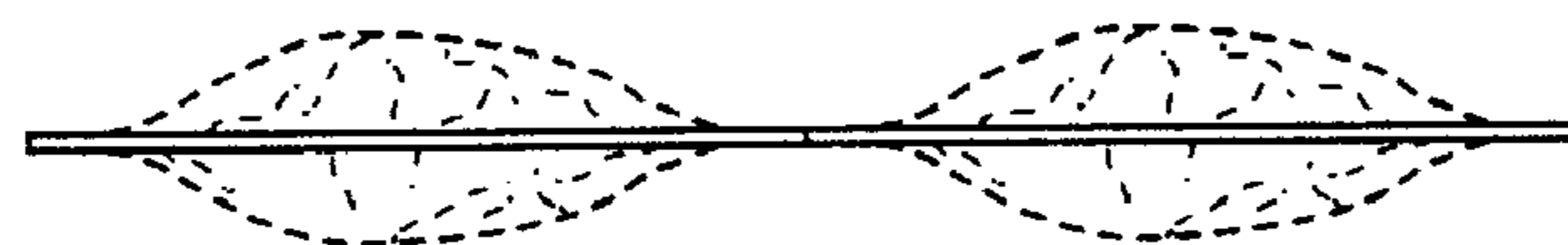


FIG.4



UNITED STATES PATENT AND TRADEMARK OFFICE
CERTIFICATE OF CORRECTION

PATENT NO. : Des. 577,607 S
APPLICATION NO. : 29/287514
DATED : September 30, 2008
INVENTOR(S) : Jason Michael Friedland et al.

Page 1 of 1

It is certified that error appears in the above-identified patent and that said Letters Patent is hereby corrected as shown below:

Title page, item [75] delete the second inventor's last name incorrectly shown as "HERNANADEZ" and insert --HERNANDEZ--.

Signed and Sealed this

Twenty-third Day of December, 2008

A handwritten signature in black ink that reads "Jon W. Dudas". The signature is written in a cursive style with a large, looped initial "J".

JON W. DUDAS
Director of the United States Patent and Trademark Office