



US00D577599S

(12) **United States Design Patent**  
**Moretti**

(10) **Patent No.:** **US D577,599 S**  
(45) **Date of Patent:** **\*\* Sep. 30, 2008**

(54) **CONTAINER**

(75) Inventor: **Matteo Moretti**, Crema (IT)  
(73) Assignee: **Lumson S.p.A.**, Capergnanica  
(Cremona) (IT)  
(\*\*) Term: **14 Years**

(21) Appl. No.: **29/249,385**

(22) Filed: **Oct. 4, 2006**

(30) **Foreign Application Priority Data**

Apr. 5, 2006 (EM) ..... 000508445

(51) **LOC (8) Cl.** ..... **09-01**

(52) **U.S. Cl.** ..... **D9/560; D9/573; D9/574**

(58) **Field of Classification Search** ..... D9/516,  
D9/529, 560, 564-565, 571-575, 682, 686-687,  
D9/690, 691-694; D28/76, 78, 91, 91.1;  
220/660-662, 669, 675; 215/379-383  
See application file for complete search history.

(56) **References Cited**

**U.S. PATENT DOCUMENTS**

D31,179 S *	7/1899	Low	.....	D9/560
D31,235 S *	7/1899	Low	.....	D9/560
D107,145 S *	11/1937	Barnhart	.....	D9/432
D171,516 S *	2/1954	Otto	.....	D9/560
D287,340 S *	12/1986	Dinand	.....	D9/560
D357,179 S *	4/1995	Nedstedt	.....	D9/417
D400,107 S *	10/1998	Krunas	.....	D9/563
D500,681 S *	1/2005	Uchiyama	.....	D9/560
D526,206 S *	8/2006	Varlet	.....	D9/560
D527,646 S *	9/2006	Cornet et al.	.....	D9/560
D539,662 S *	4/2007	Sanchez Lascaux	.....	D9/560

\* cited by examiner

*Primary Examiner*—Ian Simmons  
*Assistant Examiner*—Dana L Sipos  
(74) *Attorney, Agent, or Firm*—WolfBlock LLP

(57) **CLAIM**

I claim the ornamental design for a container, as shown and described.

**DESCRIPTION**

FIG. 1 is a top, right side perspective view of a container showing my new design;

FIG. 2 is a top plan view thereof;

FIG. 3 is a front elevation view thereof;

FIG. 4 is a left side elevation view thereof;

FIG. 5 is a bottom plan view thereof;

FIG. 6 is a top perspective view of a second embodiment of a container showing my new design;

FIG. 7 is a top plan view thereof;

FIG. 8 is a front elevation view thereof;

FIG. 9 is a left side elevation view thereof;

FIG. 10 is a bottom plan view thereof;

FIG. 11 is a top, front, right side perspective view of a third embodiment of a container showing my new design;


FIG. 12 is a top plan view thereof;

FIG. 13 is a front elevation view thereof;

FIG. 14 is a left side elevation view thereof; and,

FIG. 15 is a bottom plan view thereof.

**1 Claim, 3 Drawing Sheets**






FIG. 5




FIG. 3




FIG. 4

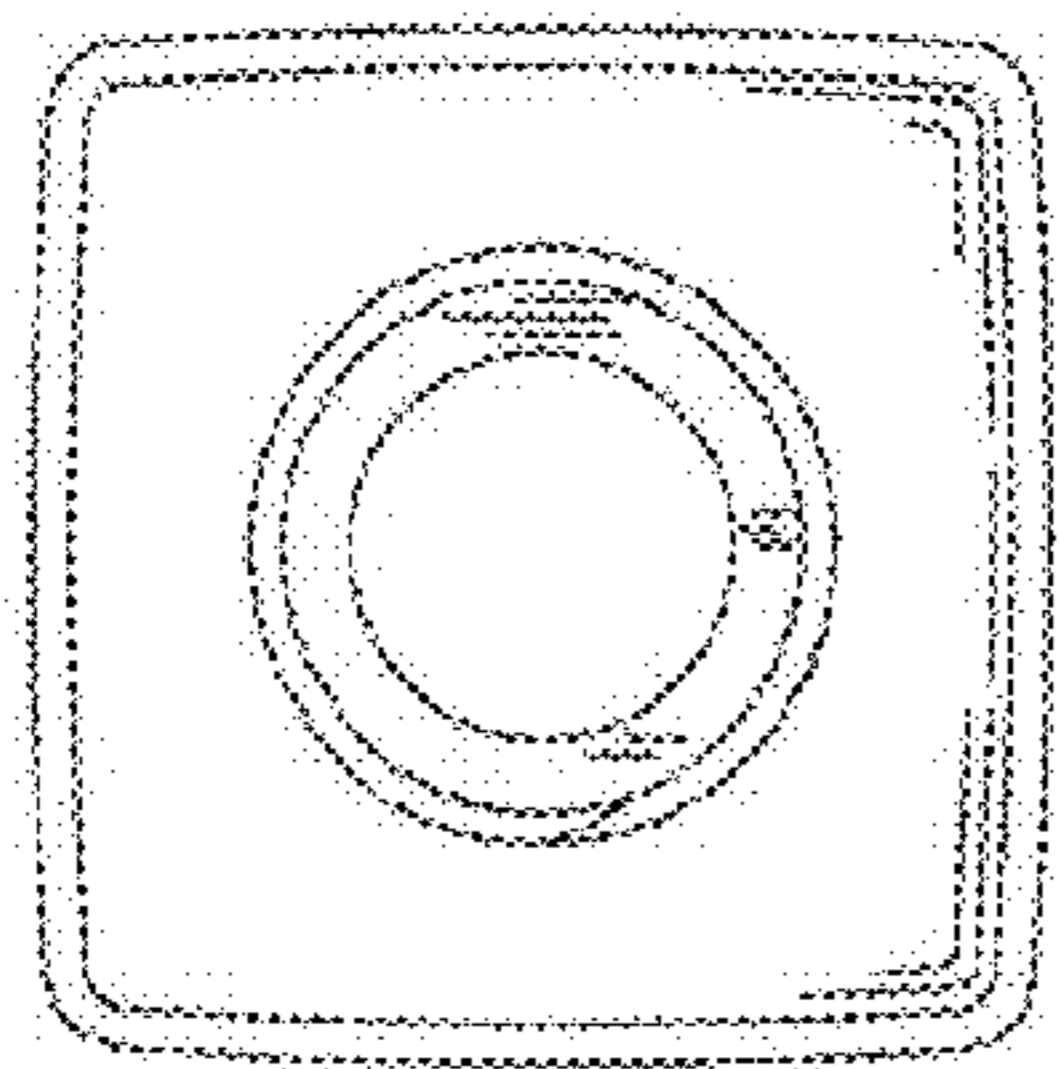


FIG. 2

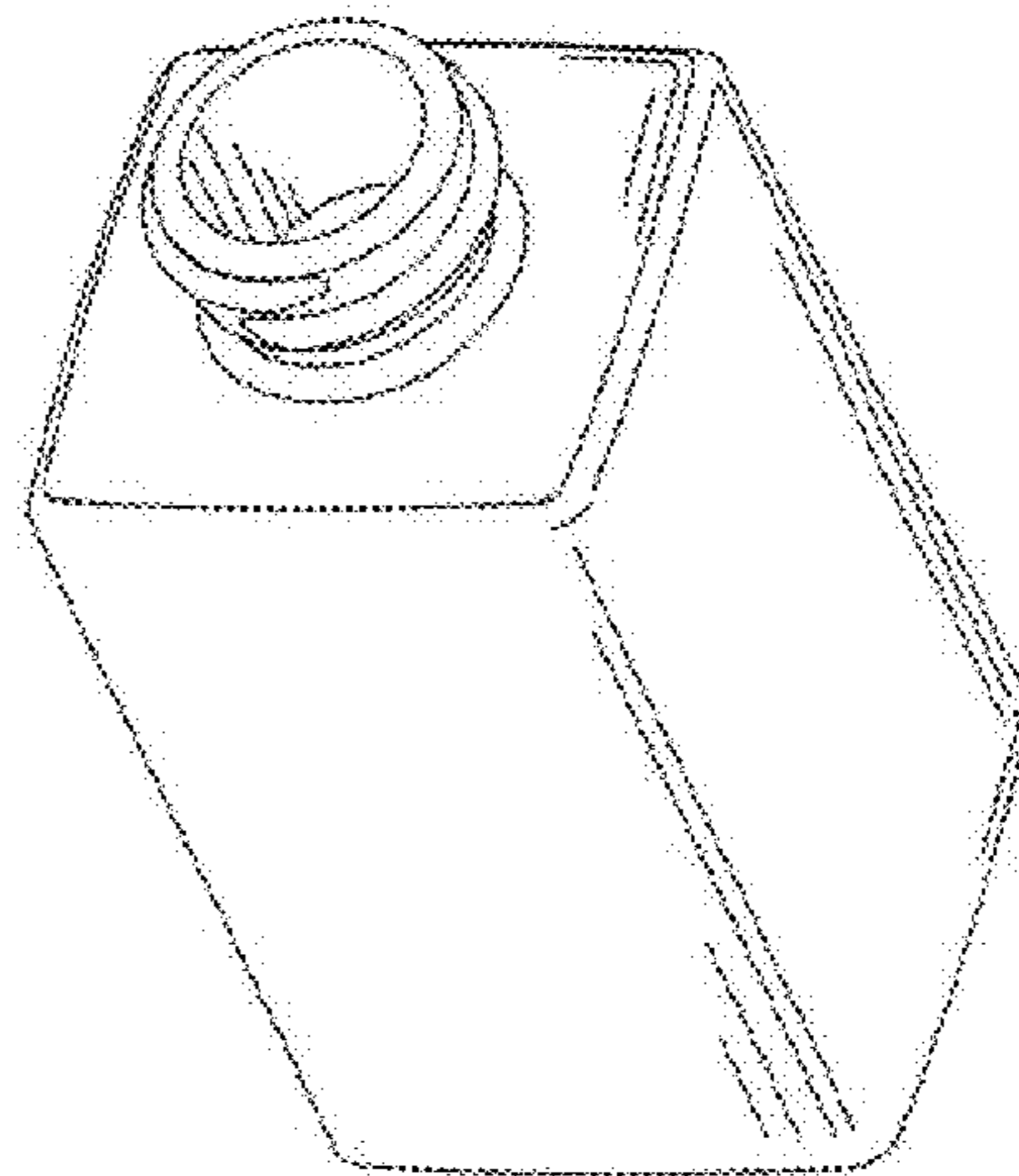


FIG. 1

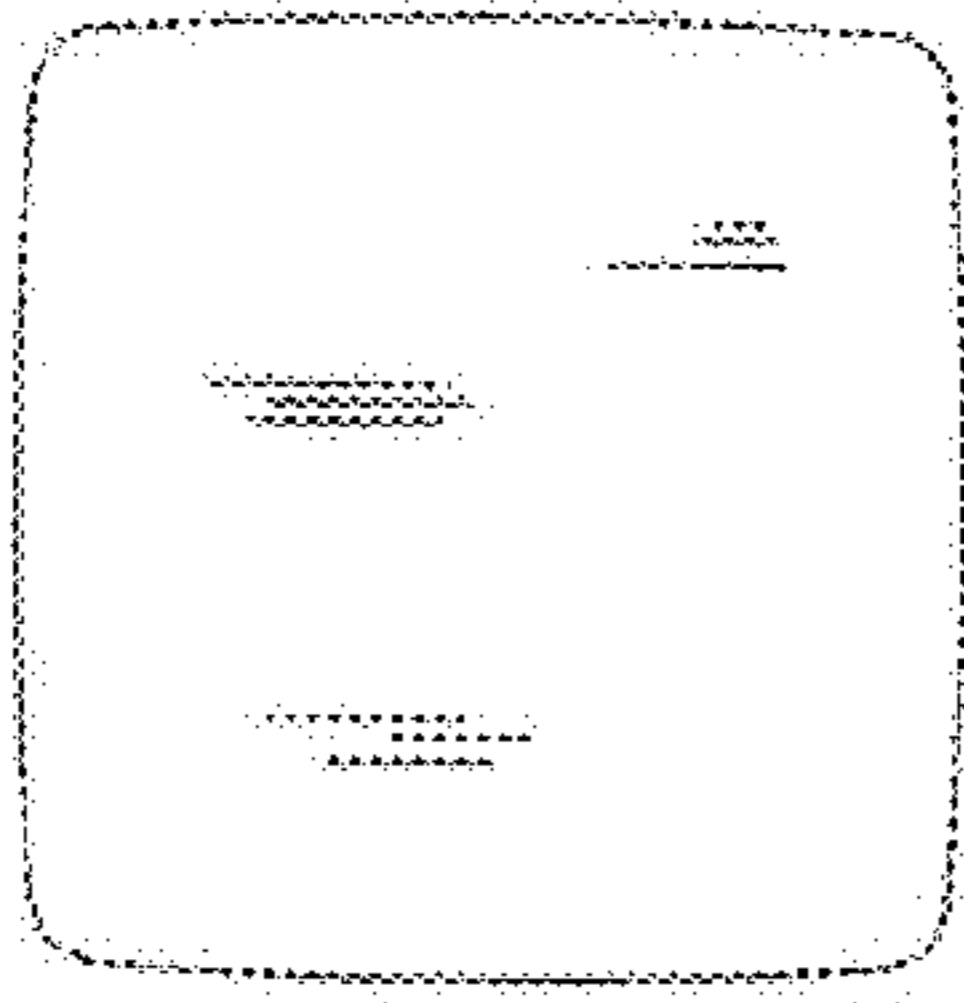


FIG. 10




FIG. 8




FIG. 9

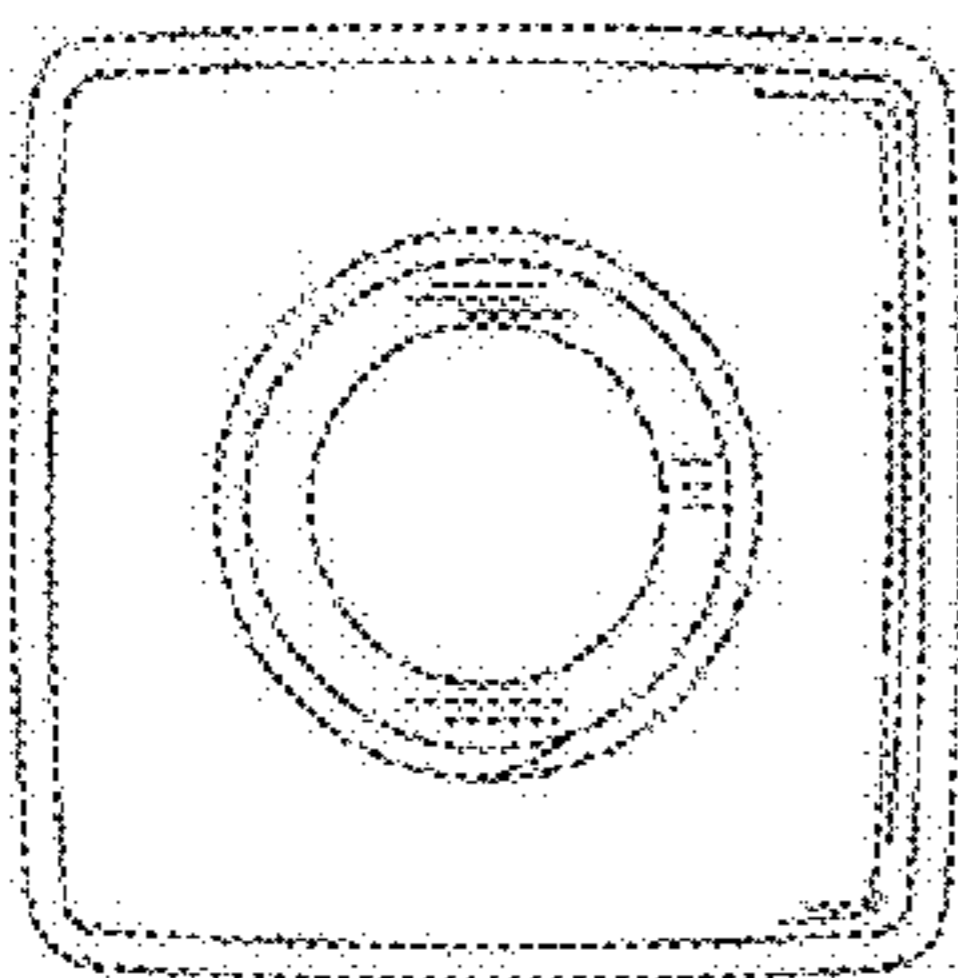


FIG. 7

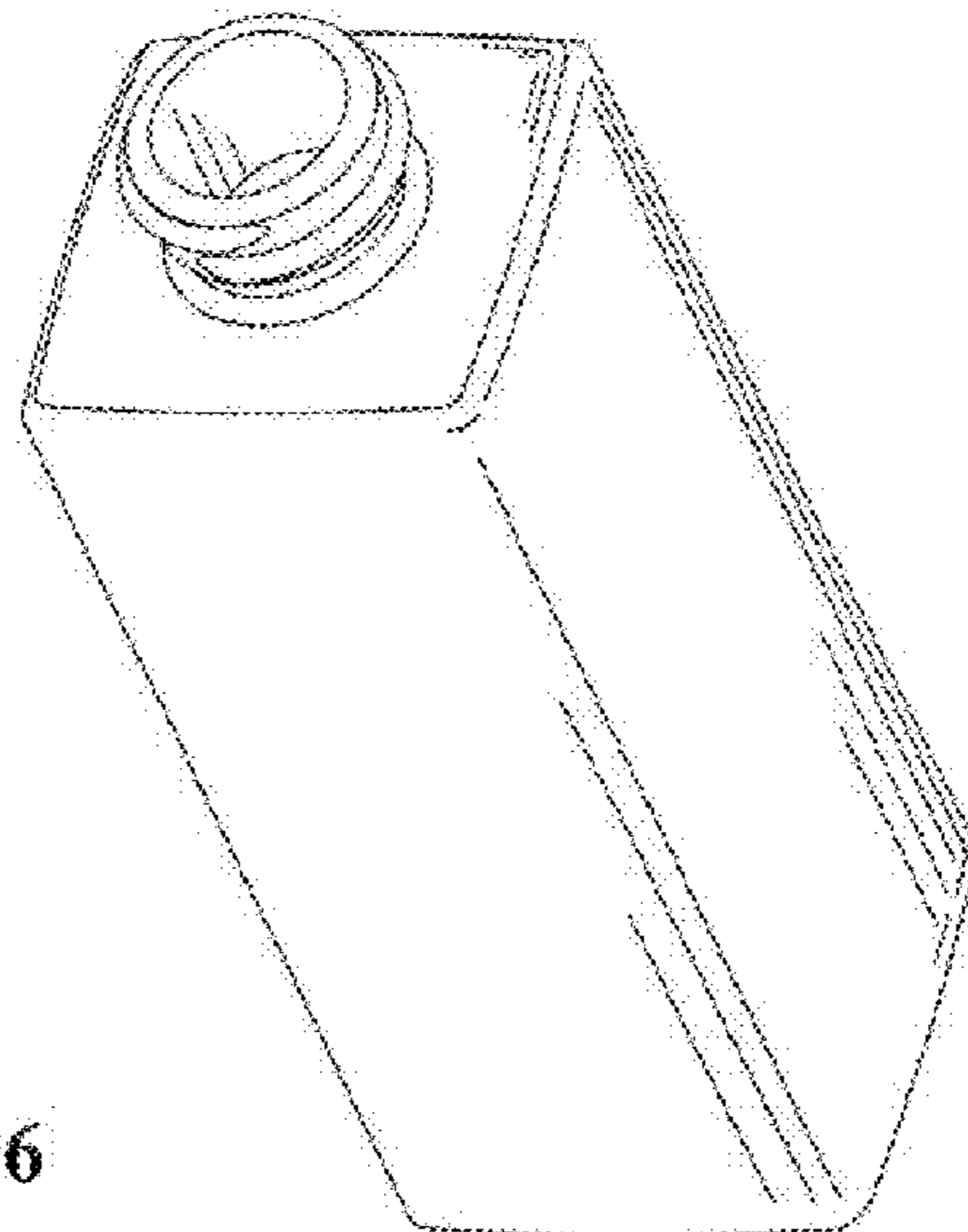


FIG. 6

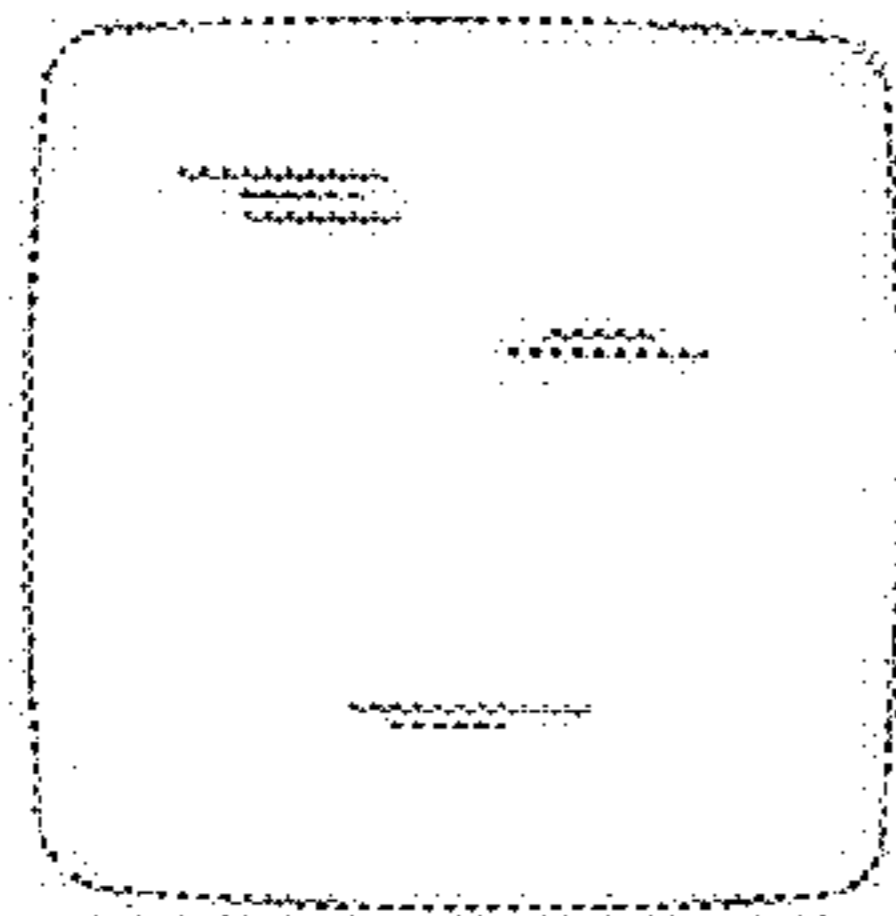


FIG. 15




FIG. 13




FIG. 14

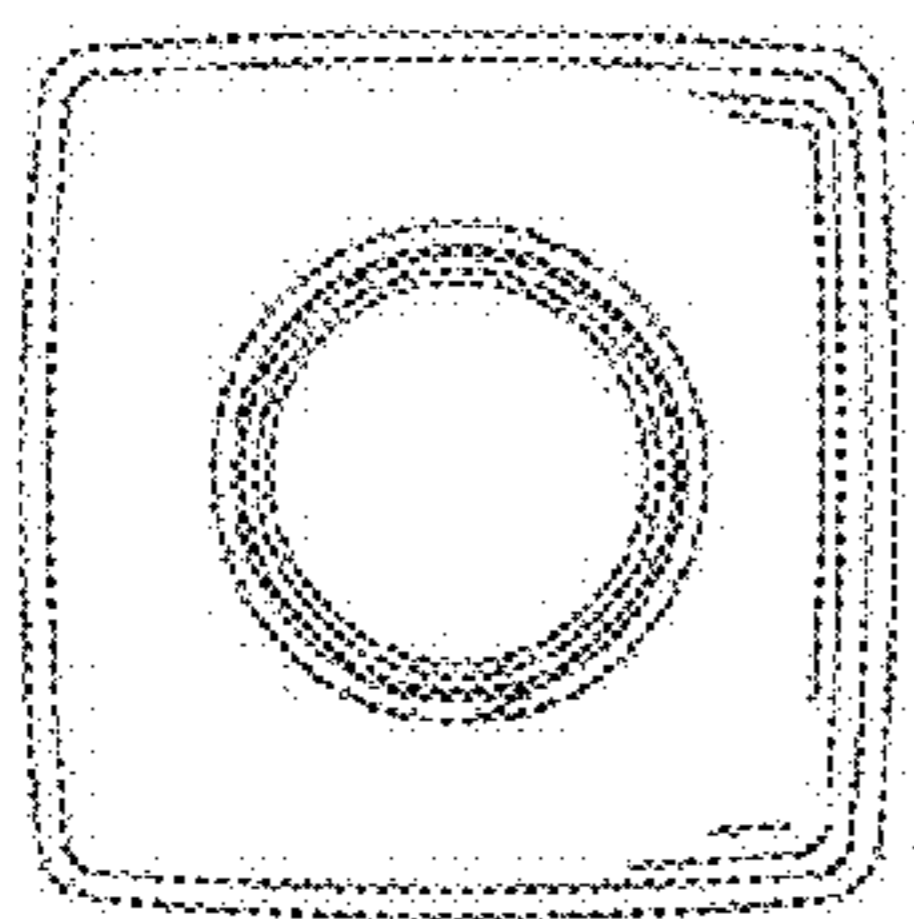


FIG. 12

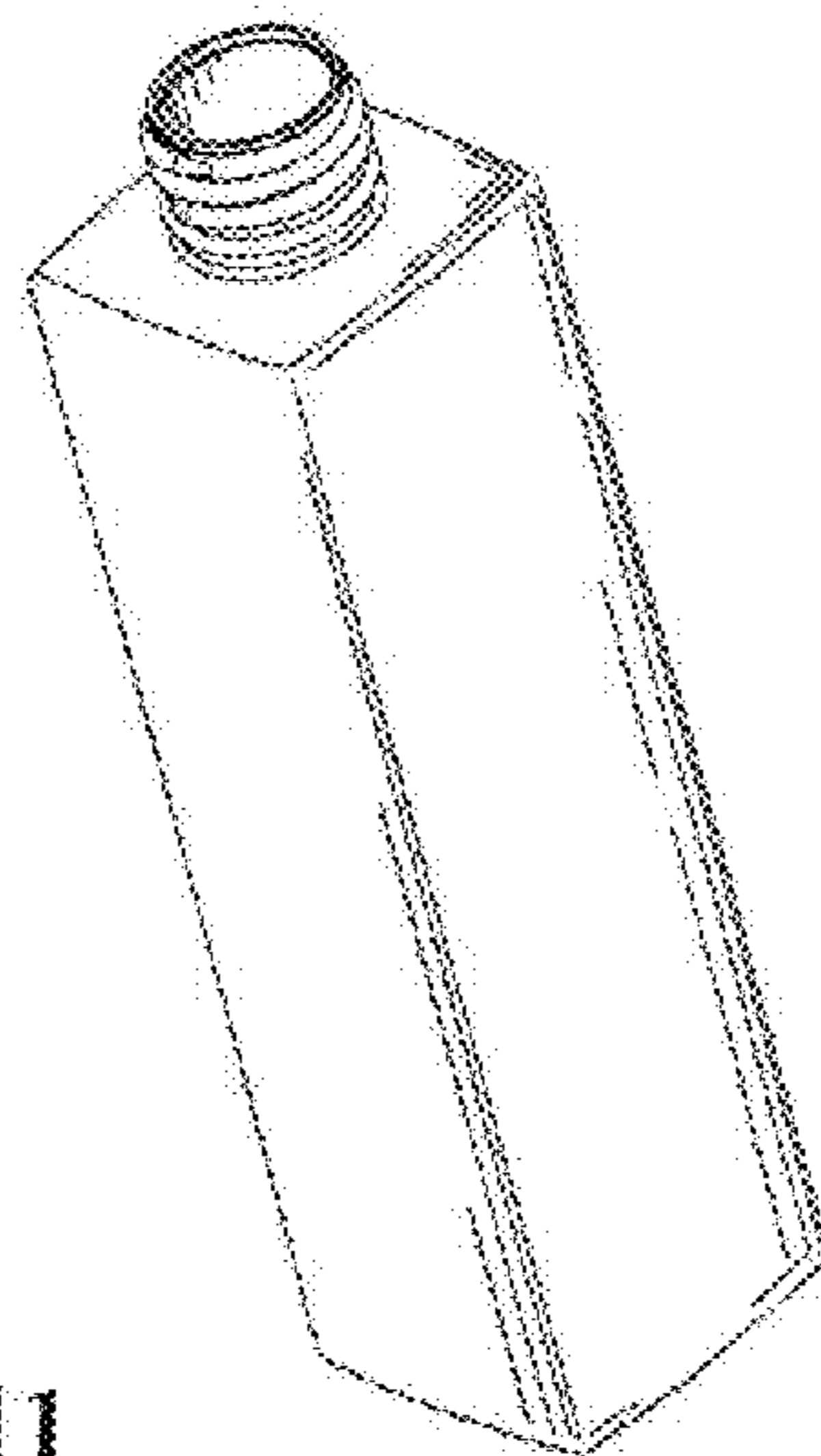


FIG. 11