



US00D577598S

(12) **United States Design Patent**
Darr et al.

(10) **Patent No.:** **US D577,598 S**

(45) **Date of Patent:** **** Sep. 30, 2008**

(54) **CONTAINER BODY PORTION**

(75) Inventors: **Richard C. Darr**, Medina, OH (US);
Edward V. Morgan, Northville, MI (US)

(73) Assignee: **Plastipak Packaging, Inc.**, Plymouth, MI (US)

(**) Term: **14 Years**

(21) Appl. No.: **29/296,669**

(22) Filed: **Oct. 25, 2007**

(51) **LOC (8) Cl.** **09-01**

(52) **U.S. Cl.** **D9/552**

(58) **Field of Classification Search** D9/68,
D9/688-693, 500, 502-505, 516, 520, 529,
D9/537-540, 546, 549, 552, 556, 565, 773-775;
215/282-384, 396, 398, 12.2
See application file for complete search history.

(56) **References Cited**

U.S. PATENT DOCUMENTS

D104,200	S	*	4/1937	Smith, Jr.	D9/565
3,178,071	A	*	4/1965	Gentoso	D9/556 X
3,944,124	A	*	3/1976	Hexel	220/675 X
D277,734	S	*	2/1985	Harris	D9/552 X
D278,973	S	*	5/1985	Harris	D9/690
D286,000	S	*	10/1986	Bussell	D7/531
D291,656	S	*	9/1987	Bussell	D9/690
D384,889	S	*	10/1997	Nasrallah	D9/500
5,704,504	A	*	1/1998	Bueno	215/382 X
D426,163	S	*	6/2000	Safadi et al.	D9/538

D428,813	S	*	8/2000	Haley	D9/500
D456,714	S	*	5/2002	Brauner et al.	D9/500
D467,179	S	*	12/2002	Nelson et al.	D9/503
D472,148	S	*	3/2003	Dowd	D9/504
D483,677	S	*	12/2003	Zhou	D9/552
D500,447	S	*	1/2005	Snyder	D9/549 X
D531,903	S	*	11/2006	Haubein	D9/500
D542,667	S	*	5/2007	Boukobza	D9/555
D556,044	S	*	11/2007	Hirata	D9/538

* cited by examiner

Primary Examiner—Carol Rademaker

(74) *Attorney, Agent, or Firm*—Dykema Gossett PLLC

(57) **CLAIM**

The ornamental design for a container body portion, as shown and described.

DESCRIPTION

FIG. 1 is a top, front, and right side perspective view of a container body portion of the present invention;

FIG. 2 is a front elevational view thereof, the elevational views rotated clockwise 120° and 240° from FIG. 2 being identical to FIG. 2;

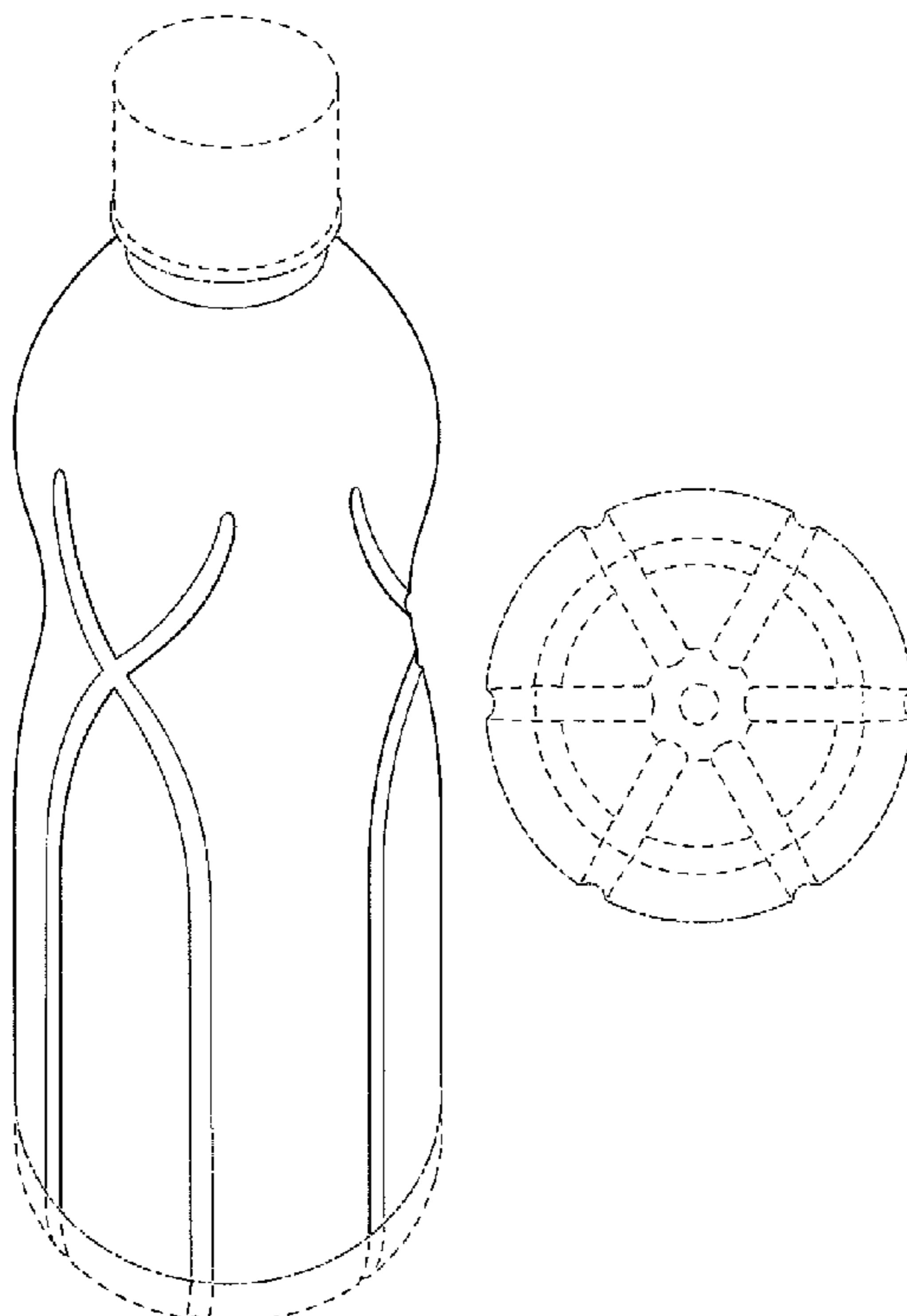
FIG. 3 is a top plan view thereof; and,

FIG. 4 being a bottom plan view thereof.

The dash-dash-dash-dash broken lines shown in the drawing views are for environmental purposes only and form no part of the claimed design.

The dot-dash-dot-dash broken lines shown in the drawings represent the boundary lines of the claimed design.

1 Claim, 3 Drawing Sheets



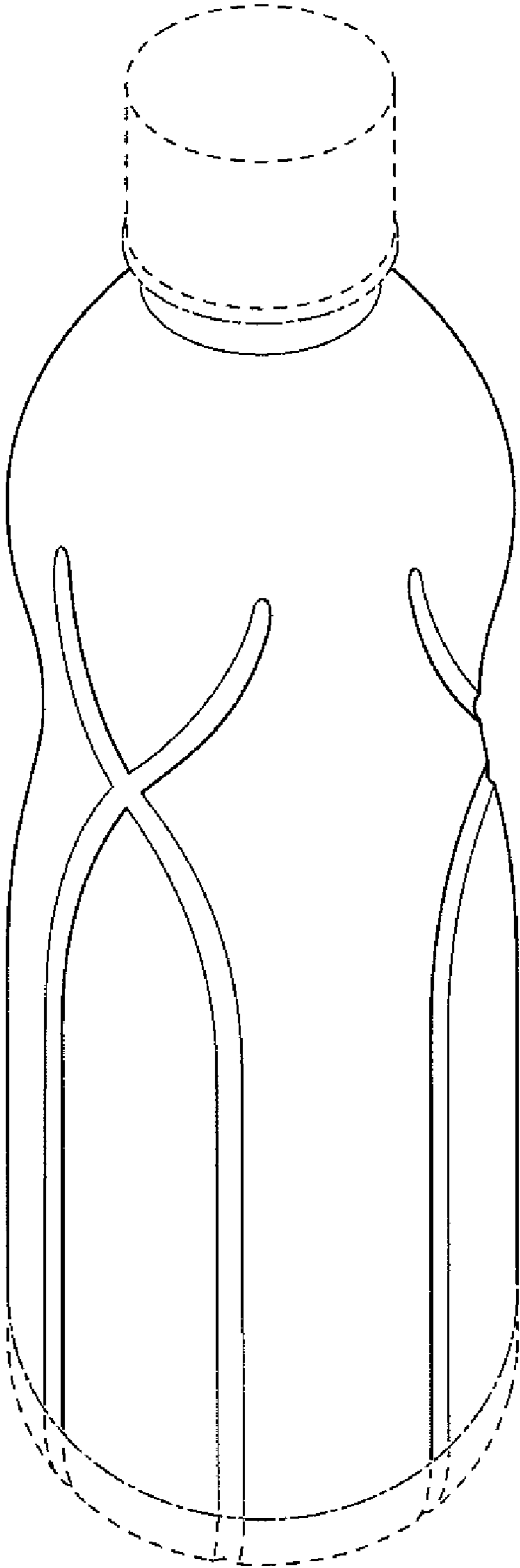


FIG. 1

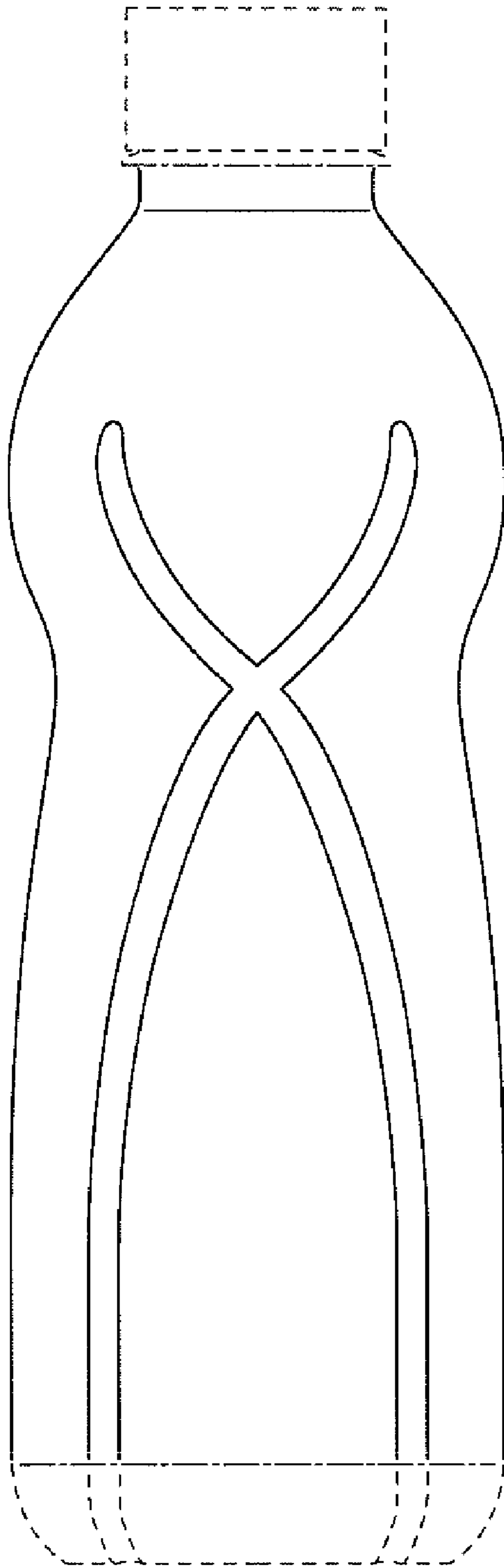


FIG. 2

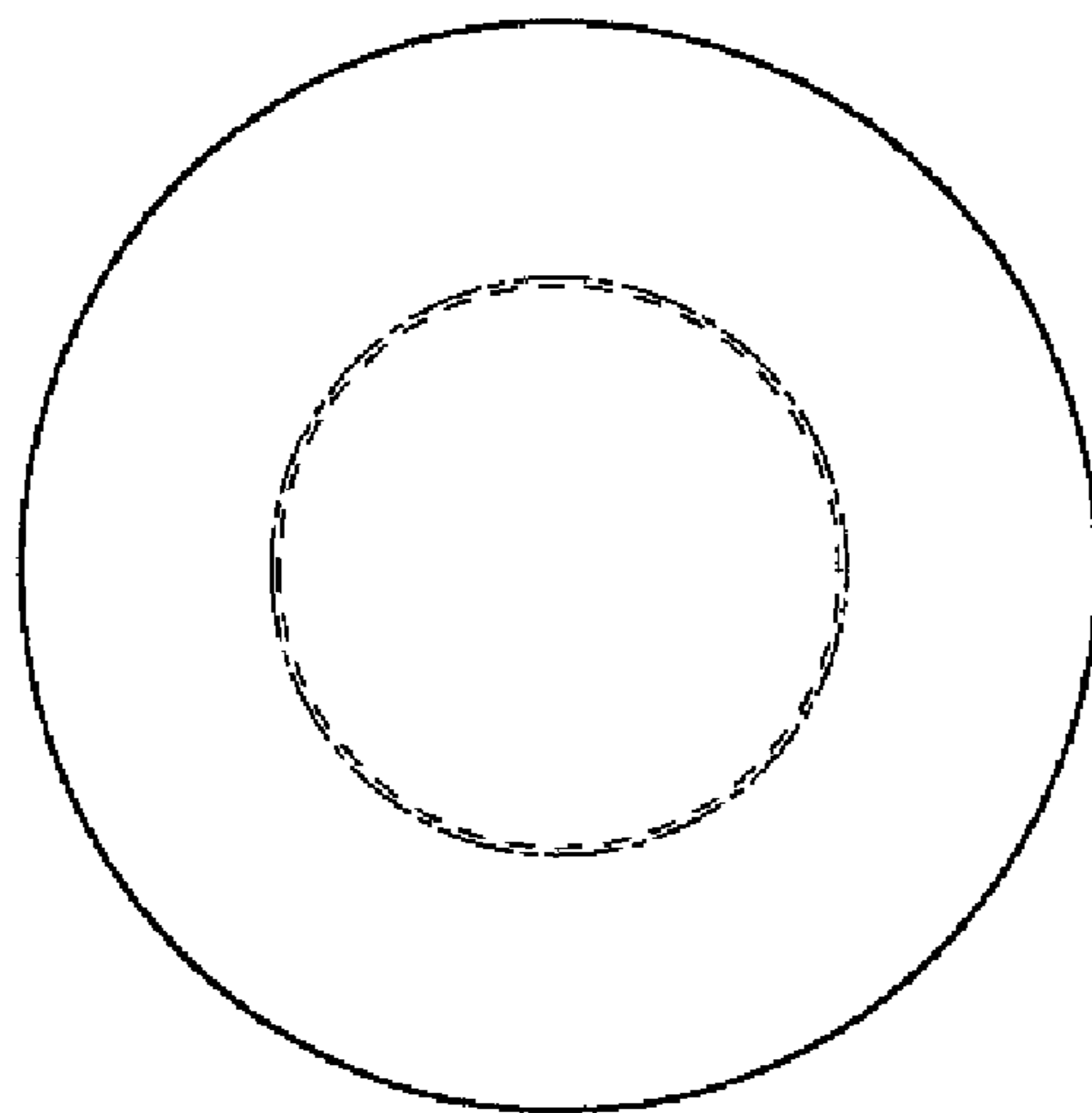


FIG. 3

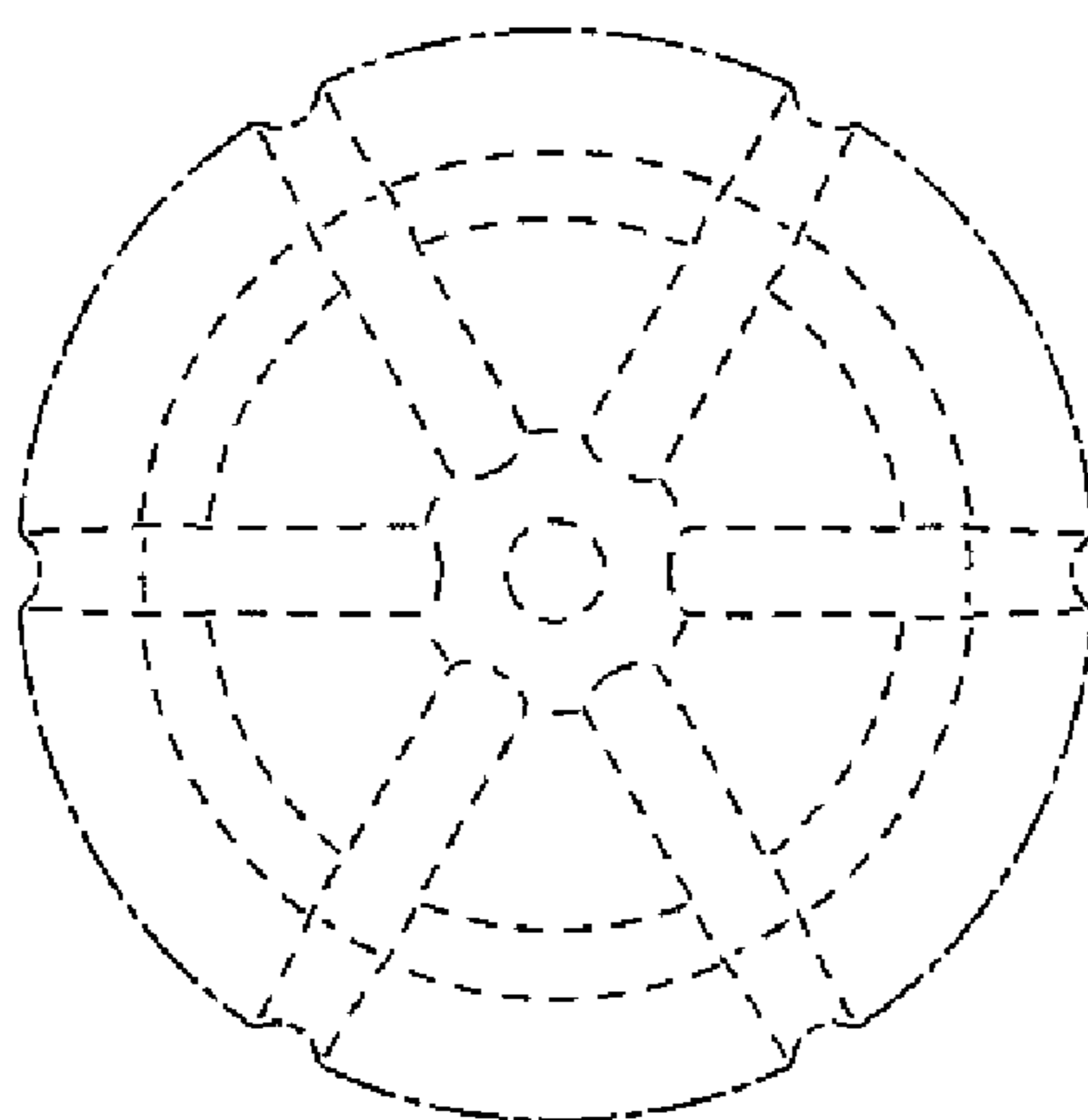


FIG. 4