



US00D577597S

(12) **United States Design Patent**
Snyder et al.

(10) **Patent No.:** **US D577,597 S**
(45) **Date of Patent:** **** Sep. 30, 2008**

(54) **BOTTLE**

(75) Inventors: **MarySue Snyder**, Purchase, NY (US);
Ron Pence, Purchase, NY (US);
Kenneth Hirst, New York, NY (US);
Sam Wilson, Tampa, FL (US)

(73) Assignee: **PepsiCo, Inc.**, Purchase, NY (US)

(**) Term: **14 Years**

(21) Appl. No.: **29/304,193**

(22) Filed: **Feb. 27, 2008**

Related U.S. Application Data

(62) Division of application No. 29/276,732, filed on Feb. 2, 2007, now Pat. No. Des. 568,157.

(51) **LOC (8) Cl.** **09-01**

(52) **U.S. Cl.** **D9/551**

(58) **Field of Classification Search** D9/643,
D9/649, 652, 667, 682, 687-688, 723-782,
D9/500, 503-505, 516, 529, 537-540, 546,
D9/549, 551-552, 558, 564-565; 215/382-384,
215/396, 398

See application file for complete search history.

(56) **References Cited**

U.S. PATENT DOCUMENTS

- D48,480 S * 1/1916 Zimmerman D9/550
- D167,208 S * 7/1952 Hall D9/550
- D193,638 S * 9/1962 Goldstein et al. D9/538
- 3,823,032 A * 7/1974 Ukai D9/538 X
- D270,520 S * 9/1983 Strand D9/500
- D329,019 S * 9/1992 Olds et al. D9/551
- D332,405 S 1/1993 Farley
- 5,198,248 A * 3/1993 Krishnakumar et al. . 215/373 X
- D335,084 S 4/1993 Snyder
- D351,348 S 10/1994 Marriage
- D356,506 S 3/1995 Kornick et al.
- D357,864 S 5/1995 Rusnock et al.
- D362,182 S * 9/1995 Hestehave et al. D9/434
- D363,026 S 10/1995 Sillince et al.

- D364,347 S 11/1995 Sillince et al.
- D374,176 S 10/1996 Sillince et al.
- D379,152 S 5/1997 Richardson
- D398,539 S * 9/1998 Guislain D9/564

(Continued)

Primary Examiner—Carol Rademaker

(74) *Attorney, Agent, or Firm*—Banner & Witcoff, Ltd.

(57) **CLAIM**

The ornamental design for a bottle, as shown and described.

DESCRIPTION

FIG. 1 is a front left perspective view of a bottle showing a first embodiment of our new design;

FIG. 2 is a front view thereof;

FIG. 3 is a right side view thereof;

FIG. 4 is a left side view thereof;

FIG. 5 is a rear view thereof;

FIG. 6 is a top view thereof;

FIG. 7 is a bottom view thereof;

FIG. 8 is a front left perspective view of a bottle showing a second embodiment of our new design;

FIG. 9 is a front view thereof;

FIG. 10 is a right side view thereof;

FIG. 11 is a left side view thereof;

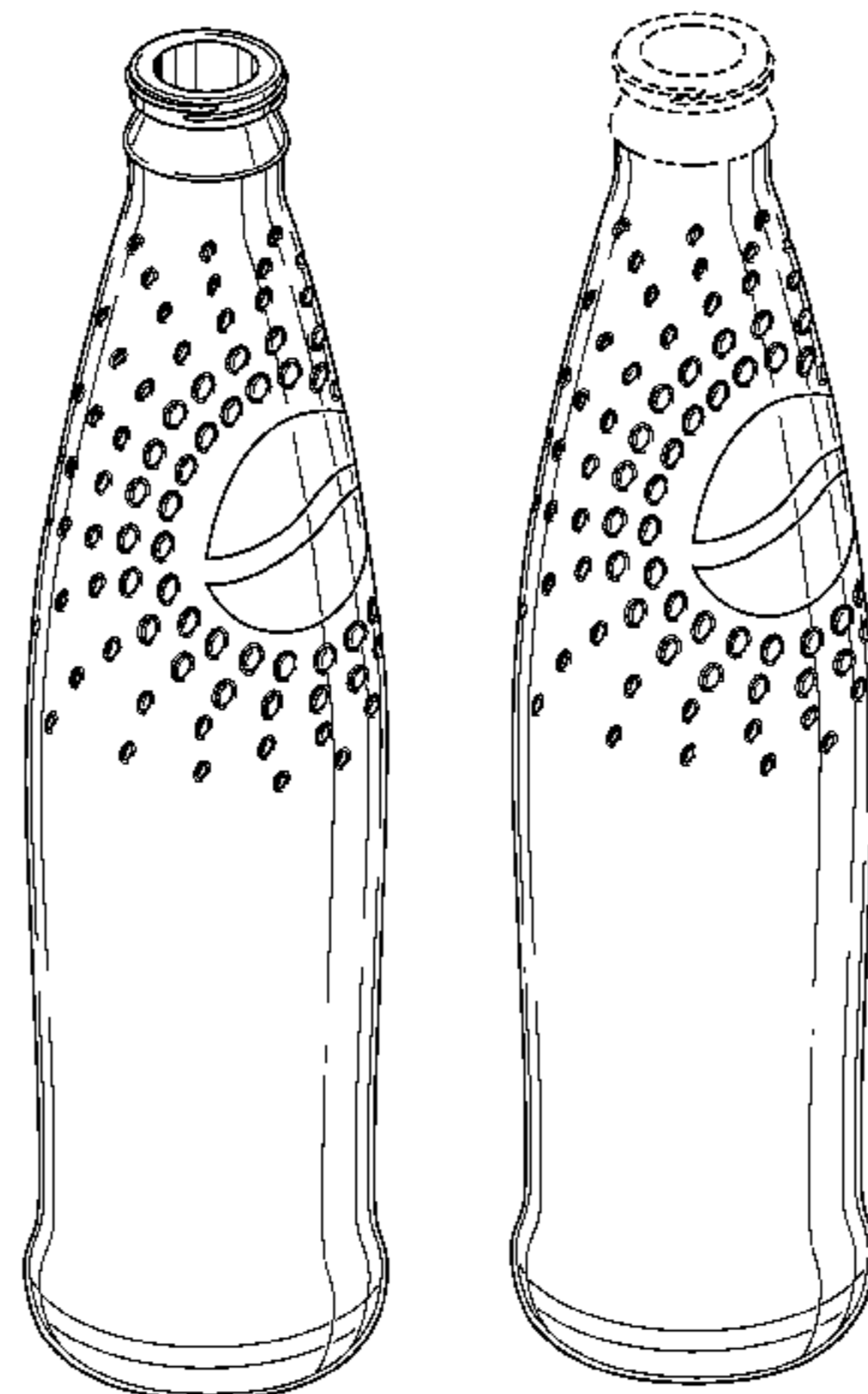
FIG. 12 is a rear view thereof;

FIG. 13 is a top view thereof; and,

FIG. 14 is a bottom view thereof.

The dot-dot-dash-dot-dot-dash broken lines shown in the drawings define the boundary lines of the claimed design. The dash-dash-dash-dash broken lines shown in the drawings are for environmental purposes only and form no part of the claimed design.

1 Claim, 12 Drawing Sheets



US D577,597 S

Page 2

U.S. PATENT DOCUMENTS

| | | | | | | | |
|--------------|---------|--------------------|----------|-----------------|---------|----------------------|----------|
| D407,971 S | 4/1999 | Jackson et al. | | D469,699 S | 2/2003 | Crawford et al. | |
| D408,289 S | 4/1999 | Swette et al. | | D471,112 S | 3/2003 | Davis et al. | |
| D408,741 S * | 4/1999 | Mohary et al. | D9/565 X | D481,308 S | 10/2003 | Poujol | |
| D409,091 S | 5/1999 | Beaver et al. | | D482,625 S * | 11/2003 | Crawford et al. | D9/564 |
| D411,101 S * | 6/1999 | Stickney | D9/649 | D508,856 S | 8/2005 | Boon et al. | |
| D420,291 S | 2/2000 | Gnann et al. | | D518,734 S * | 4/2006 | Boon et al. | D9/551 |
| D420,594 S | 2/2000 | Weinstein et al. | | D530,153 S * | 10/2006 | Karp | D7/510 |
| D426,163 S | 6/2000 | Safadi et al. | | D547,200 S * | 7/2007 | Bourne | D9/551 X |
| D427,908 S | 7/2000 | Bae | | D547,659 S * | 7/2007 | Heisner | D9/516 |
| D428,573 S | 7/2000 | Colonna et al. | | D563,230 S * | 3/2008 | Watts | D9/538 |
| D438,117 S | 2/2001 | Shefler et al. | | D563,231 S * | 3/2008 | Watts | D9/538 |
| D443,826 S | 6/2001 | Gnann et al. | | D564,897 S * | 3/2008 | Trollope et al. | D9/652 |
| D449,785 S | 10/2001 | Guthrie et al. | | 2005/0279728 A1 | 12/2005 | Finlay et al. | |
| D454,309 S | 3/2002 | Warner et al. | | | | | |

* cited by examiner

Fig. 1

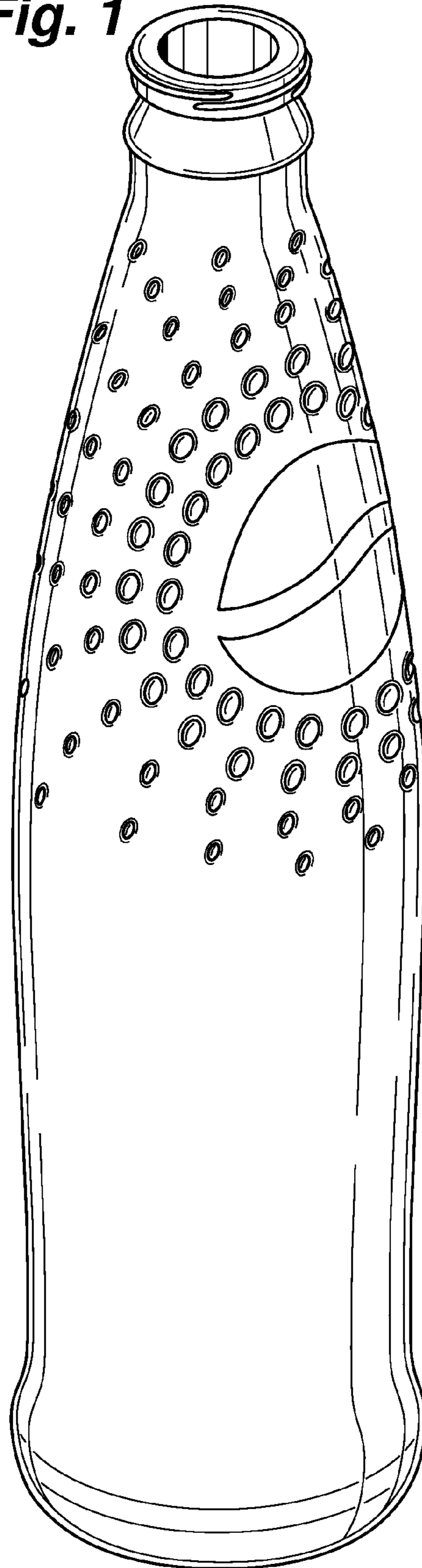


Fig. 2

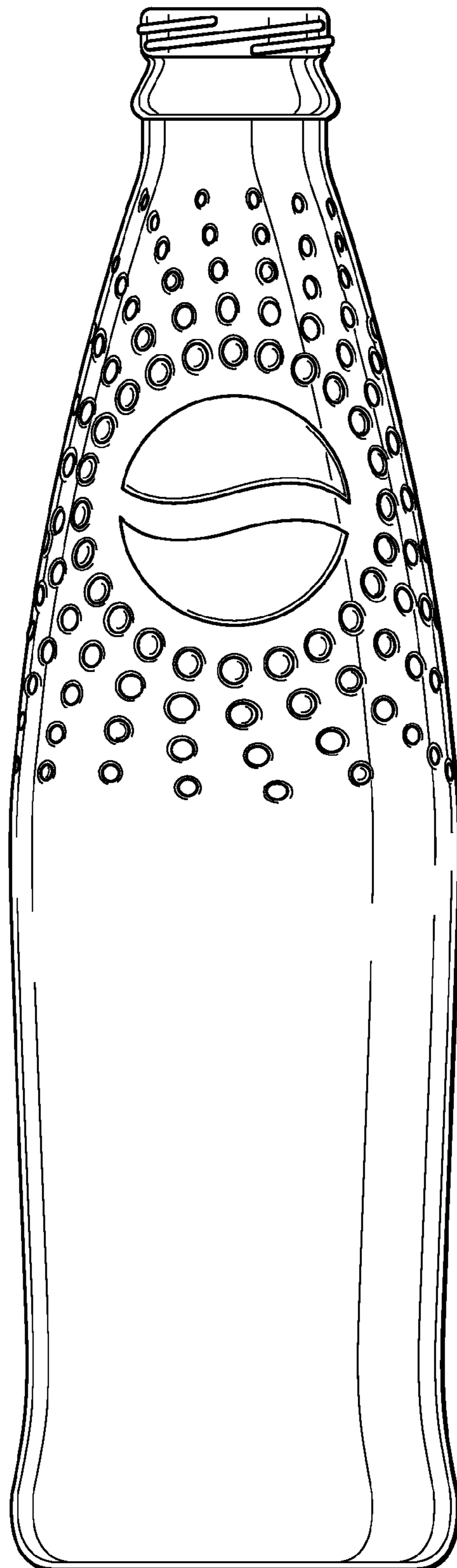


Fig. 3

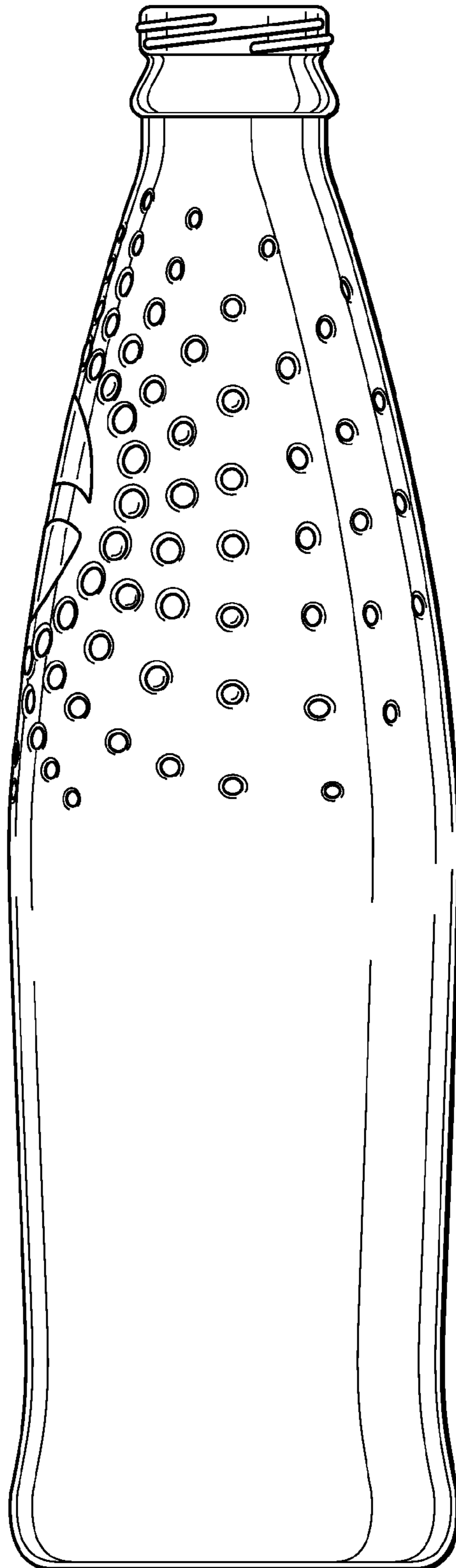


Fig. 4

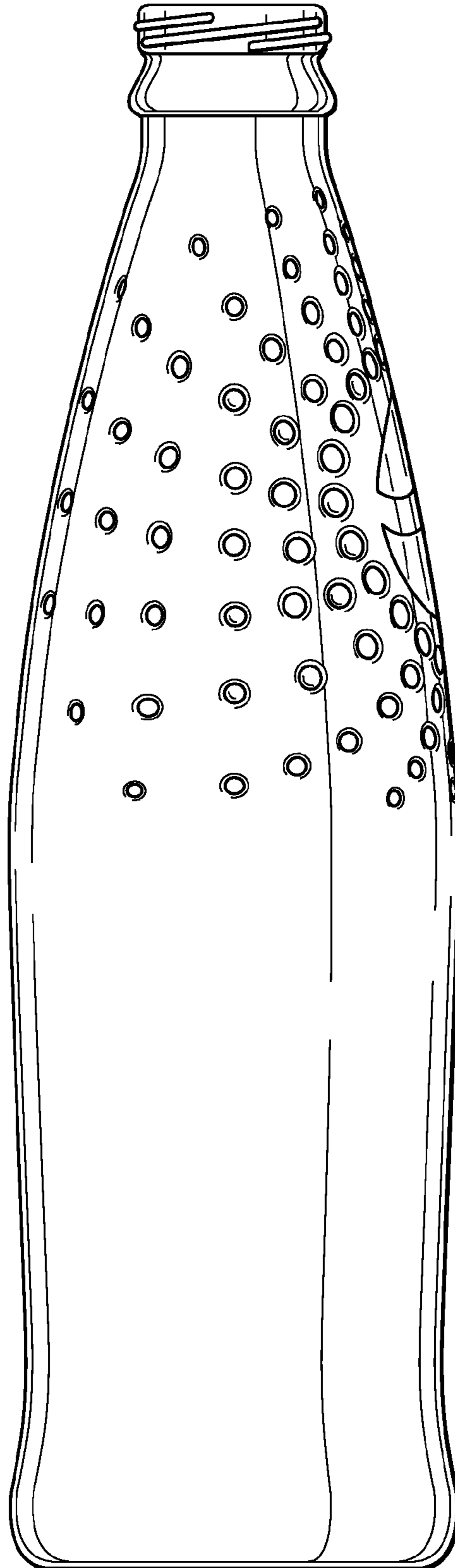


Fig. 5

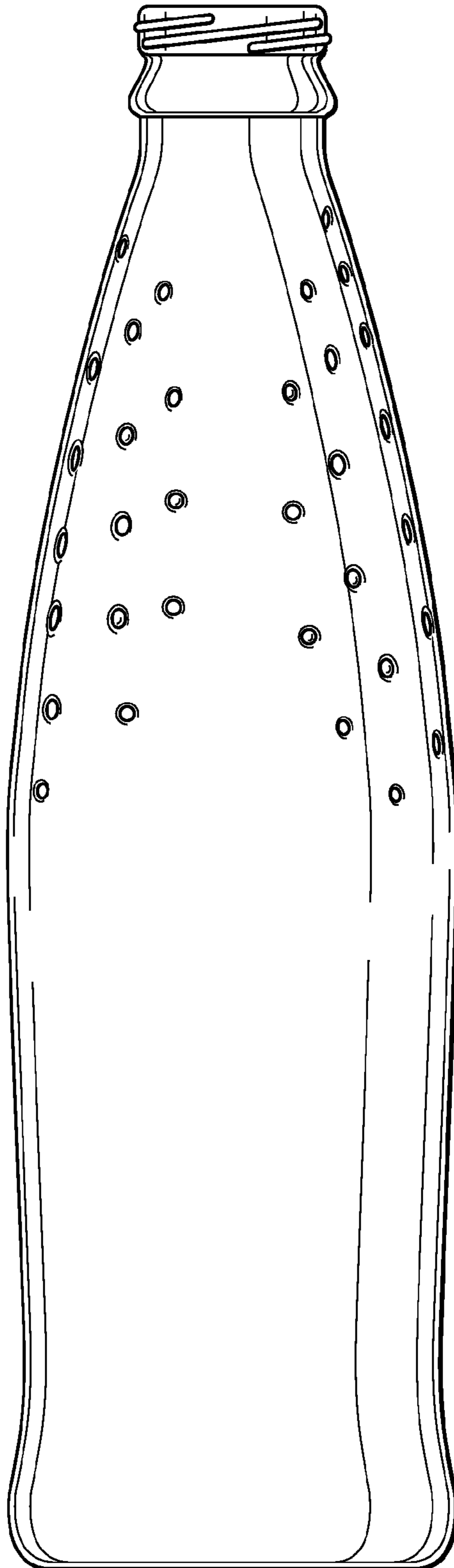


Fig. 6

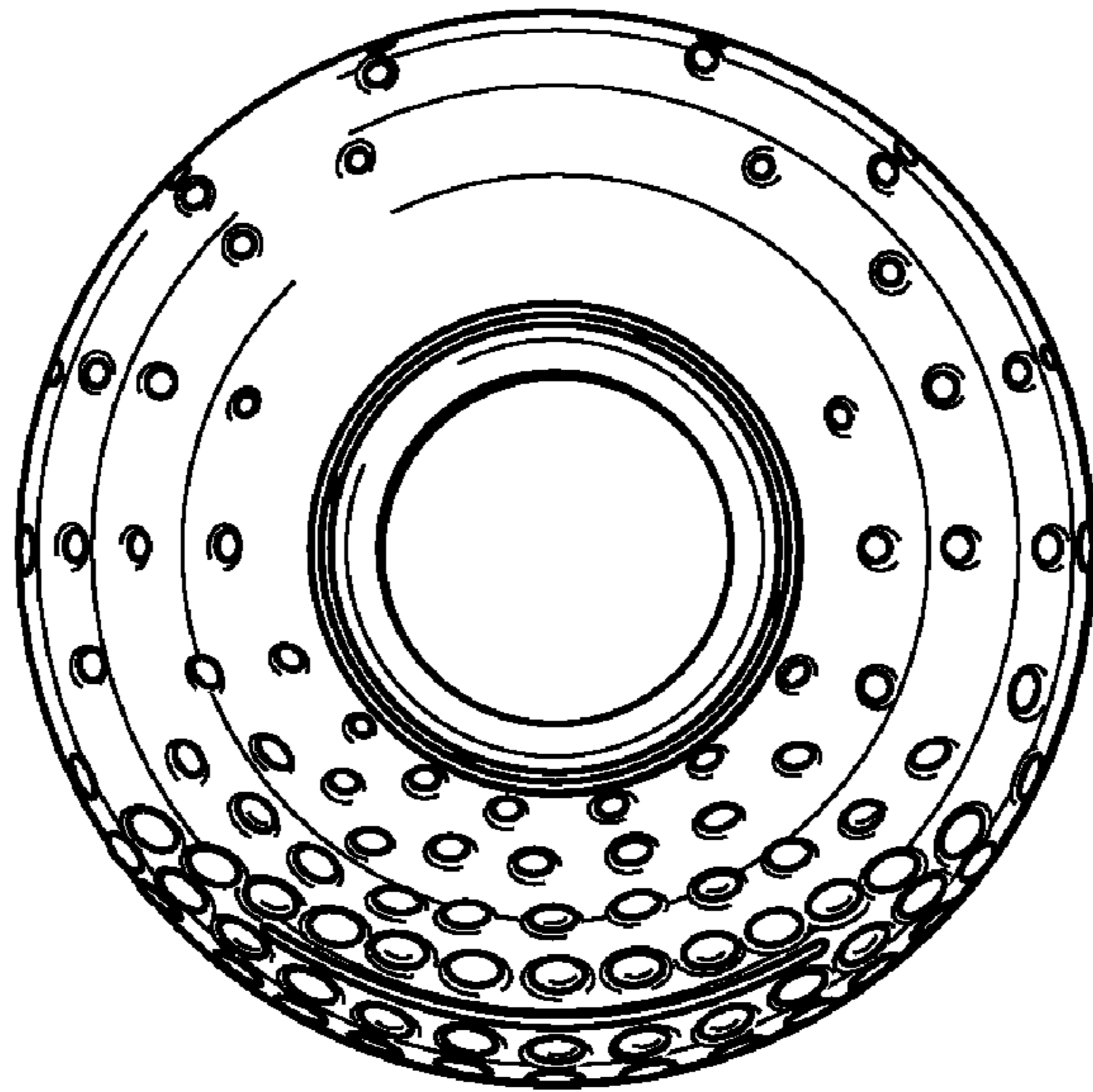


Fig. 7

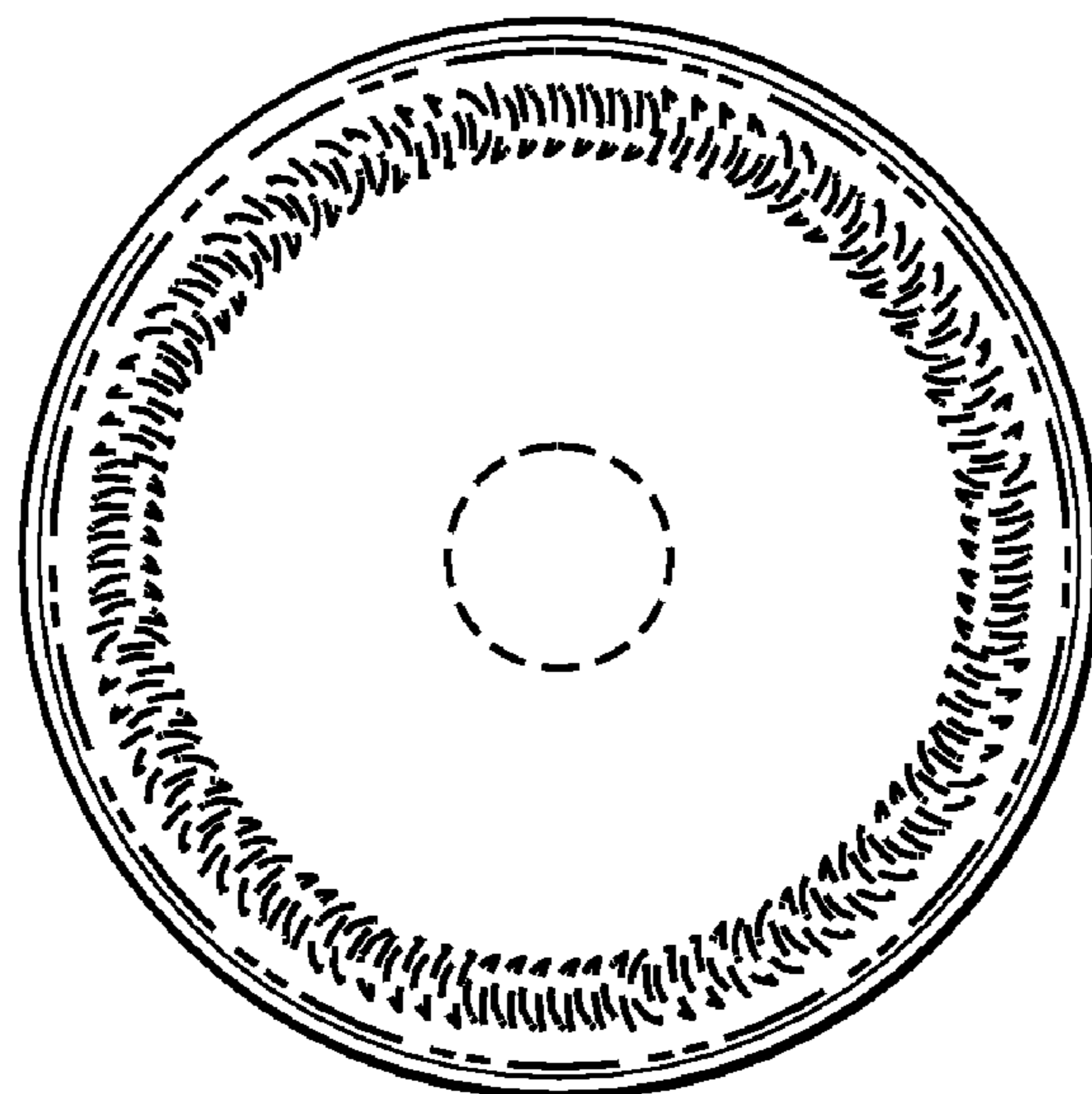


Fig. 8

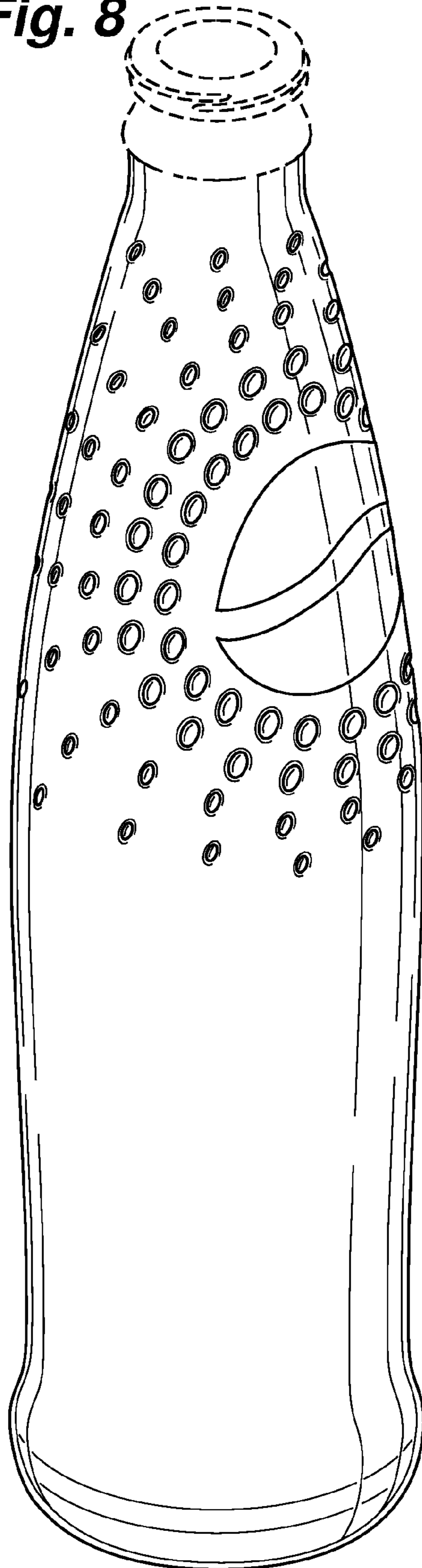


Fig. 9

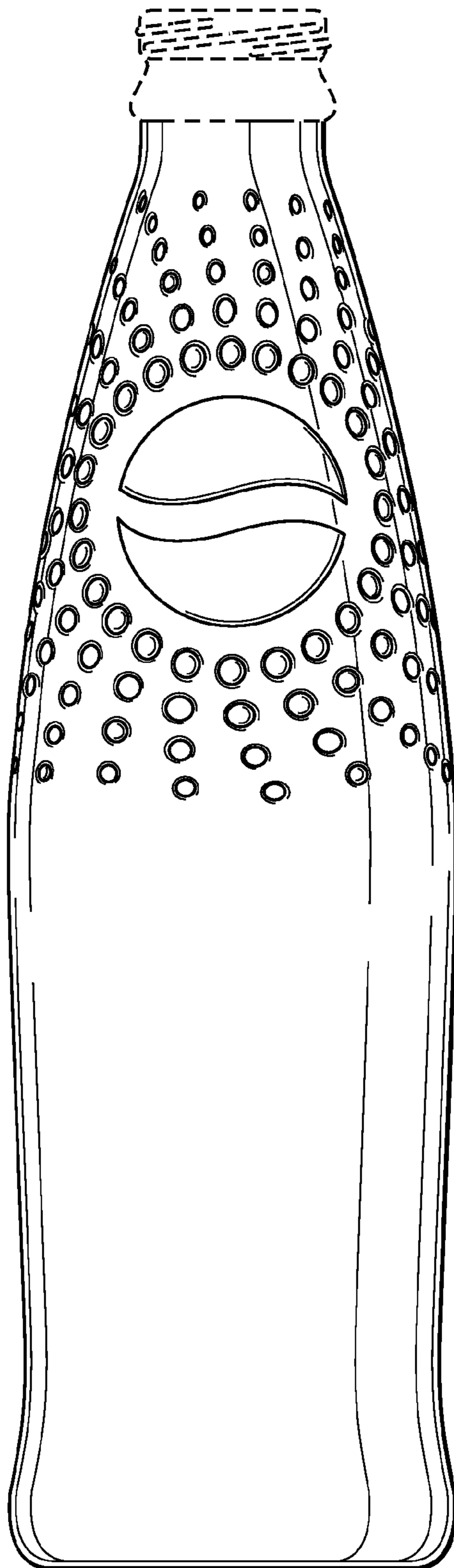


Fig. 10

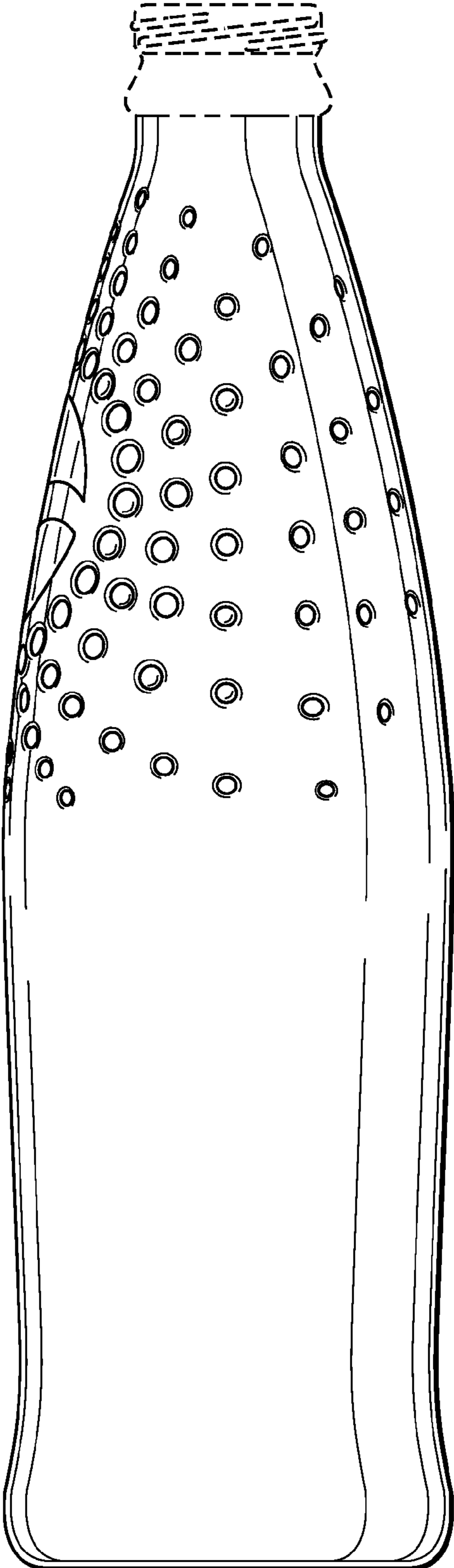


Fig. 11

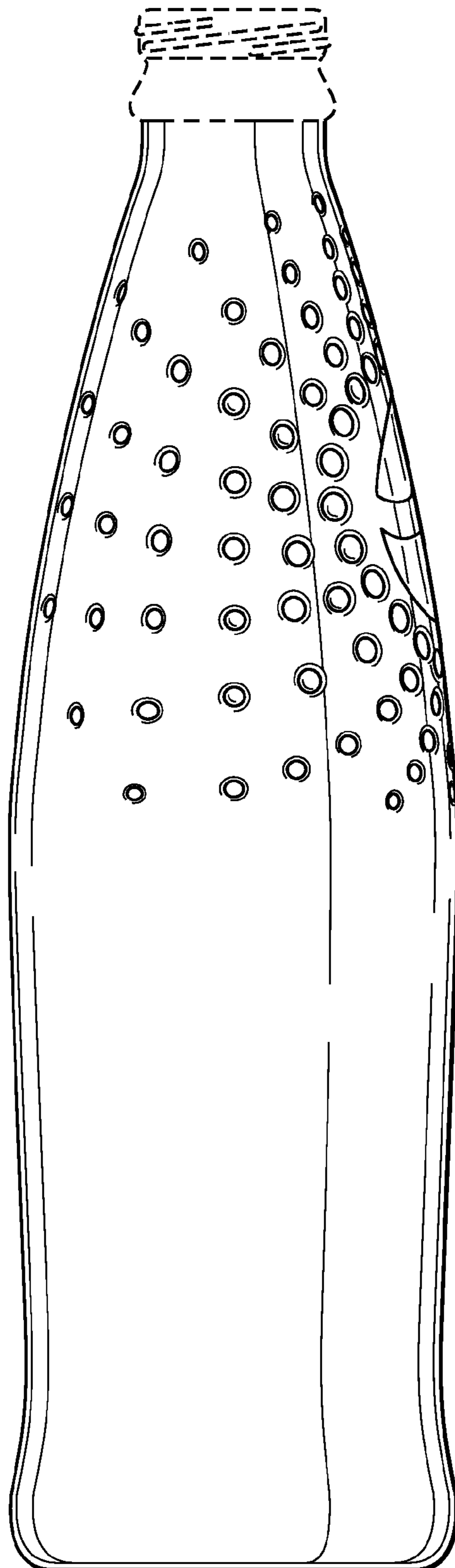


Fig. 12

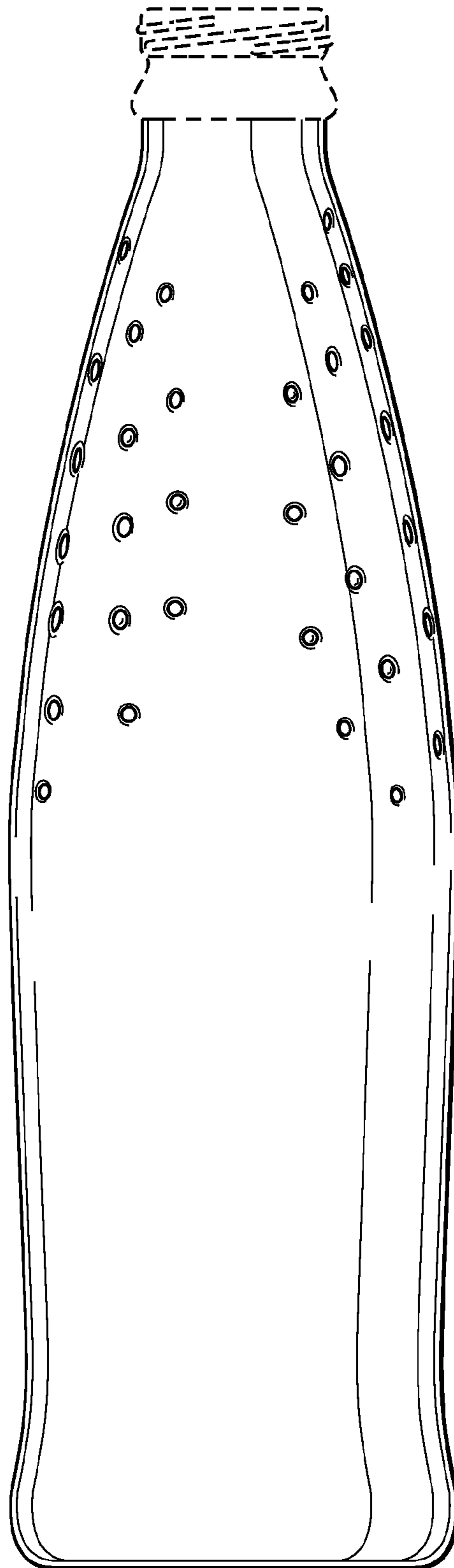


Fig. 13

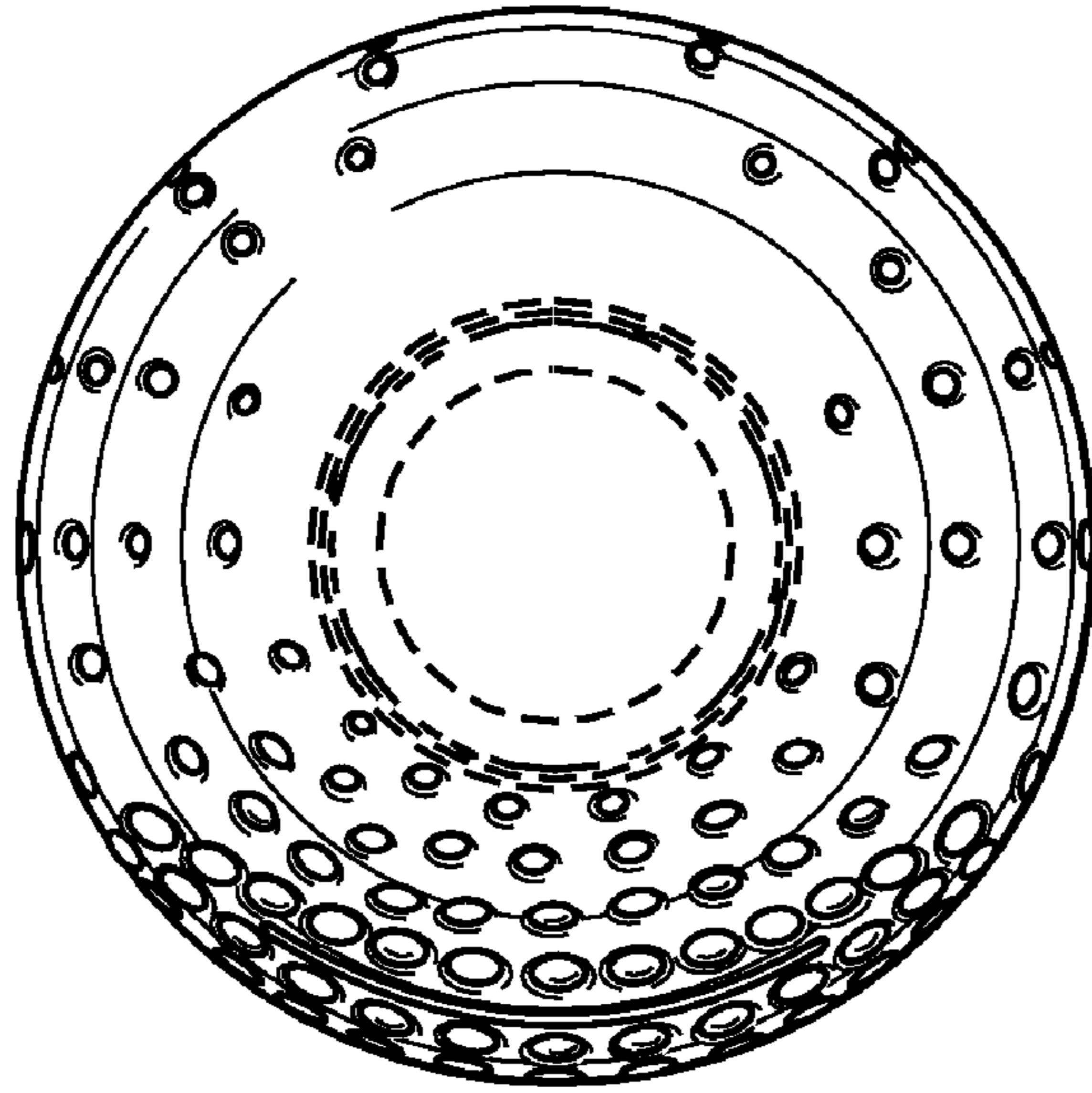


Fig. 14

