



US00D577592S

(12) **United States Design Patent**  
**Goetz et al.**

(10) **Patent No.:** **US D577,592 S**

(45) **Date of Patent:** **\*\* Sep. 30, 2008**

(54) **BOTTLE**

(75) Inventors: **Vernon N. Goetz**, Villa Hills, KY (US);  
**Sunil S. Shah**, York, PA (US); **Sheldon E. Yourist**, York, PA (US); **Eric Ungrady**, Mt. Wolf, PA (US)

(73) Assignee: **SD IP Holding Company**, Cincinnati, OH (US)

(\*\*) Term: **14 Years**

(21) Appl. No.: **29/266,588**

(22) Filed: **Sep. 25, 2006**

(51) **LOC (8) Cl.** ..... **09-01**

(52) **U.S. Cl.** ..... **D9/541; D9/542; D9/560**

(58) **Field of Classification Search** ..... D9/686-687,  
D9/694, 530, 541-542, 546, 549, 553, 556,  
D9/558, 560, 566, 569, 572-574; 215/382-384,  
215/396, 398

See application file for complete search history.

(56) **References Cited**

**U.S. PATENT DOCUMENTS**

D46,285 S *	8/1914	Mackenzie	.....	D9/560 X
D141,569 S *	6/1945	Adlerbert	.....	D9/541
D178,273 S *	7/1956	Blunt	.....	D9/541
D178,274 S *	7/1956	Blunt	.....	D9/560 X
D275,455 S *	9/1984	Glaser	.....	D9/560
D345,506 S *	3/1994	Potts et al.	.....	D9/572 X
D353,542 S *	12/1994	Beaver	.....	D9/541
D380,158 S *	6/1997	Olivares et al.	.....	D9/541

D413,265 S *	8/1999	Hestehave et al.	.....	D9/541
D462,274 S *	9/2002	Potts et al.	.....	D9/558
D468,212 S *	1/2003	Wasson et al.	.....	D9/541
D468,645 S *	1/2003	Nelson et al.	.....	D9/560
D478,289 S *	8/2003	Dean et al.	.....	D9/542
D488,060 S *	4/2004	Yourist	.....	D9/560 X
D502,403 S *	3/2005	Chirico	.....	D9/542
D507,489 S *	7/2005	Chirico	.....	D9/542
D521,390 S *	5/2006	Andoh	.....	D9/542
D523,755 S *	6/2006	Considine et al.	.....	D9/560
D542,668 S *	5/2007	Arthur et al.	.....	D9/560
D542,669 S *	5/2007	Arthur et al.	.....	D9/560
D568,170 S *	5/2008	Prini	.....	D9/542 X

\* cited by examiner

*Primary Examiner*—Carol Rademaker

(74) *Attorney, Agent, or Firm*—McDermott Will & Emery LLP

(57) **CLAIM**

The ornamental design for a bottle, as shown and described.

**DESCRIPTION**

FIG. 1 is a perspective view of the new design of the present invention;

FIG. 2 is a front elevational view thereof;

FIG. 3 is a top plan view thereof; and,

FIG. 4 is a bottom plan view thereof.

The broken lines shown in the drawings are for environmental purposes only and form no part of the claimed design.

**1 Claim, 2 Drawing Sheets**

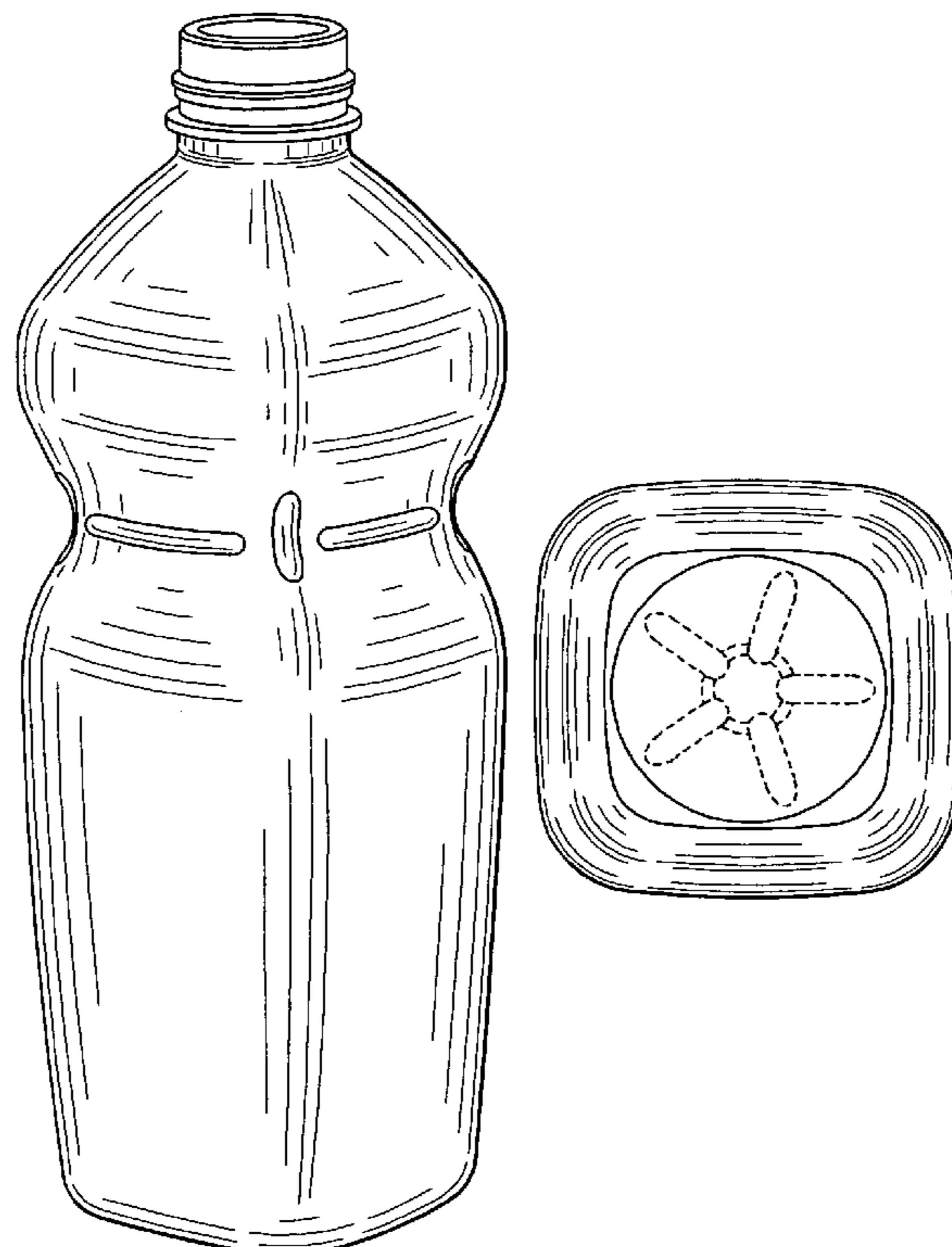


FIG. 1

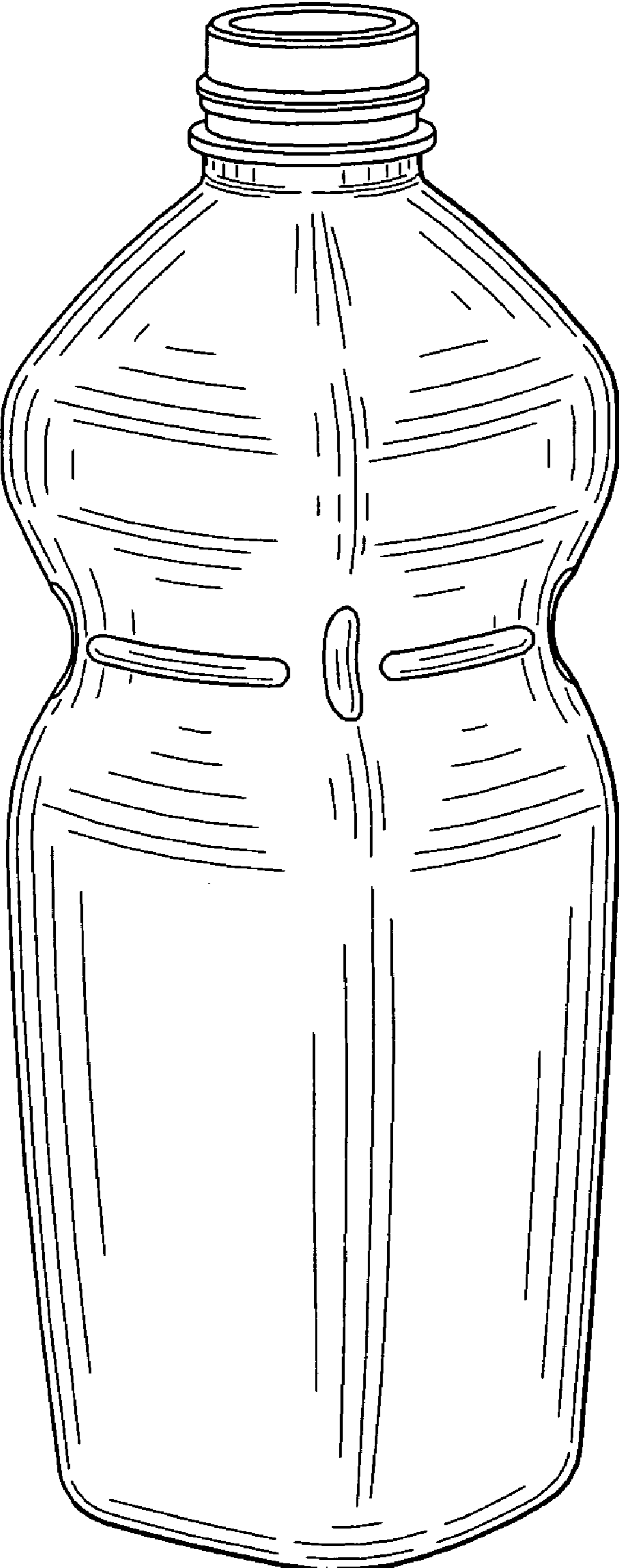


FIG. 2

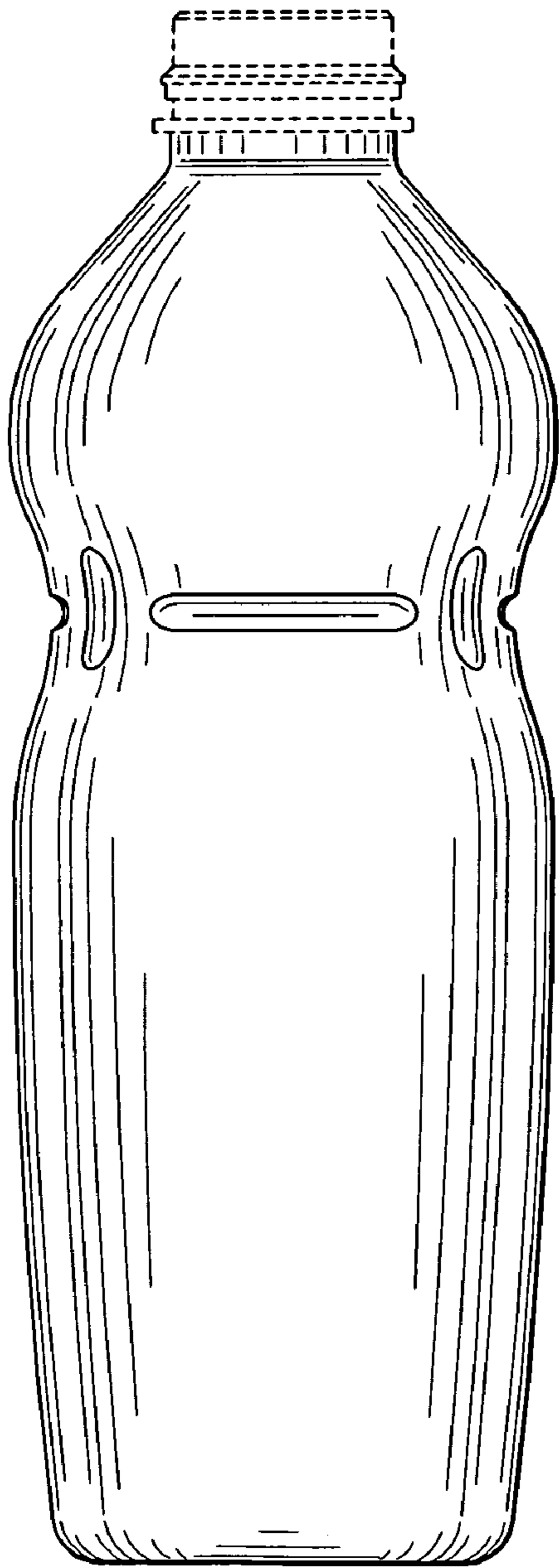


FIG. 3

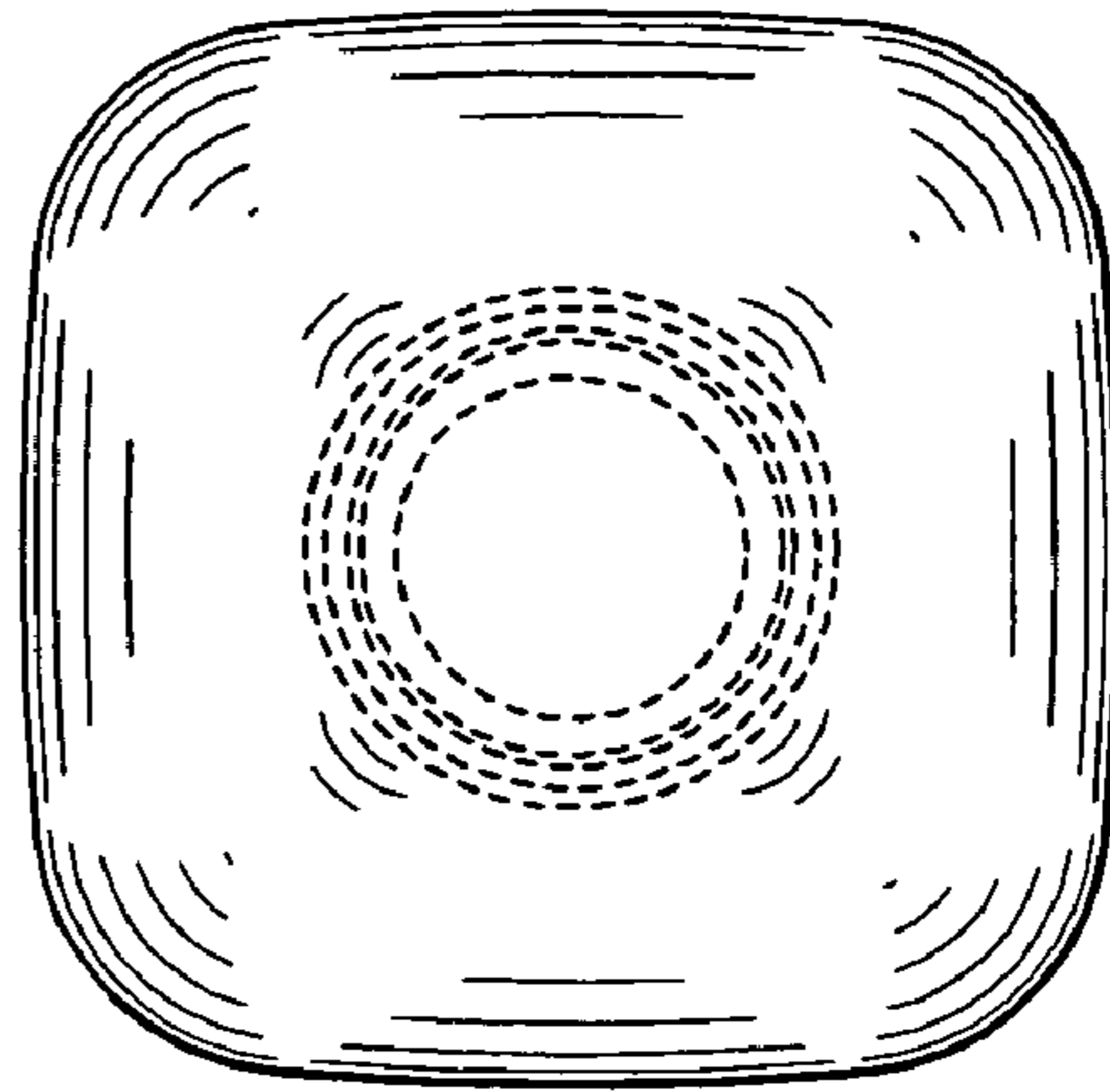


FIG. 4

