

US00D577591S

(12) **United States Design Patent**  
**Bouroullec et al.**

(10) **Patent No.:** **US D577,591 S**  
(45) **Date of Patent:** **\*\* Sep. 30, 2008**

(54) **FLASK FOR COSMETIC**

(75) Inventors: **Ronan Bouroullec**, Paris (FR); **Erwan Bouroullec**, Paris (FR)

(73) Assignee: **Kenzo**, Paris (FR)

(\*\*) Term: **14 Years**

(21) Appl. No.: **29/299,027**

(22) Filed: **Dec. 18, 2007**

**Related U.S. Application Data**

(62) Division of application No. 29/249,900, filed on Oct. 26, 2006.

(30) **Foreign Application Priority Data**

Apr. 26, 2006 (EM) ..... 000518337-0001  
Apr. 26, 2006 (EM) ..... 000518337-0002  
Apr. 26, 2006 (EM) ..... 000518337-0003  
Apr. 26, 2006 (EM) ..... 000518337-0004

(51) **LOC (8) Cl.** ..... **09-01**

(52) **U.S. Cl.** ..... **D9/529; D9/560; D9/564; D9/575**

(58) **Field of Classification Search** ..... D9/516,  
D9/521-522, 529, 549, 551, 559, 561, 564,  
D9/572-575, 651, 682, 686-694, 724, 738-747;  
215/379-385; 220/660-662, 669-673, 675-678;  
D28/7, 85-86

See application file for complete search history.

(56) **References Cited**

**U.S. PATENT DOCUMENTS**

D360,486 S \* 7/1995 Schultz ..... D28/76

D432,268 S \* 10/2000 Gavin ..... D28/85  
D479,017 S \* 8/2003 Sgariboldi ..... D28/85  
D479,018 S \* 8/2003 Sgariboldi ..... D28/85  
D538,478 S \* 3/2007 Chen ..... D28/85  
D539,982 S \* 4/2007 Nobuto et al. .... D28/76  
D539,983 S \* 4/2007 Nobuto et al. .... D28/85

\* cited by examiner

*Primary Examiner*—Ian Simmons

*Assistant Examiner*—Dana L Sipos

(74) *Attorney, Agent, or Firm*—Stites & Harbison PLLC;  
Douglas E. Jackson

(57) **CLAIM**

The ornamental design for a flask for cosmetic, as shown and described.

**DESCRIPTION**

FIG. 1 is a front elevation view of a flask for cosmetic according to the present invention;

FIG. 2 is a top plan view thereof;

FIG. 3 is a right side elevation view thereof;

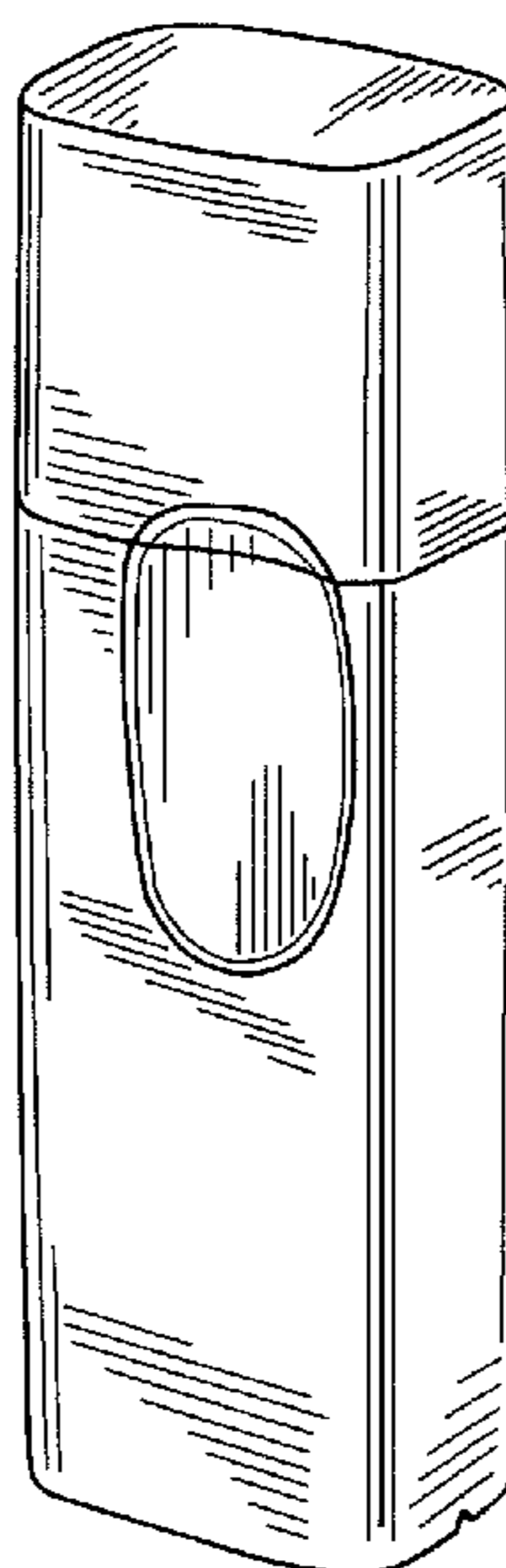
FIG. 4 is a left side elevation view thereof;

FIG. 5 is a bottom plan view thereof;

FIG. 6 is a rear elevation view thereof; and,

FIG. 7 is a top, front, right side perspective view thereof.

**1 Claim, 3 Drawing Sheets**



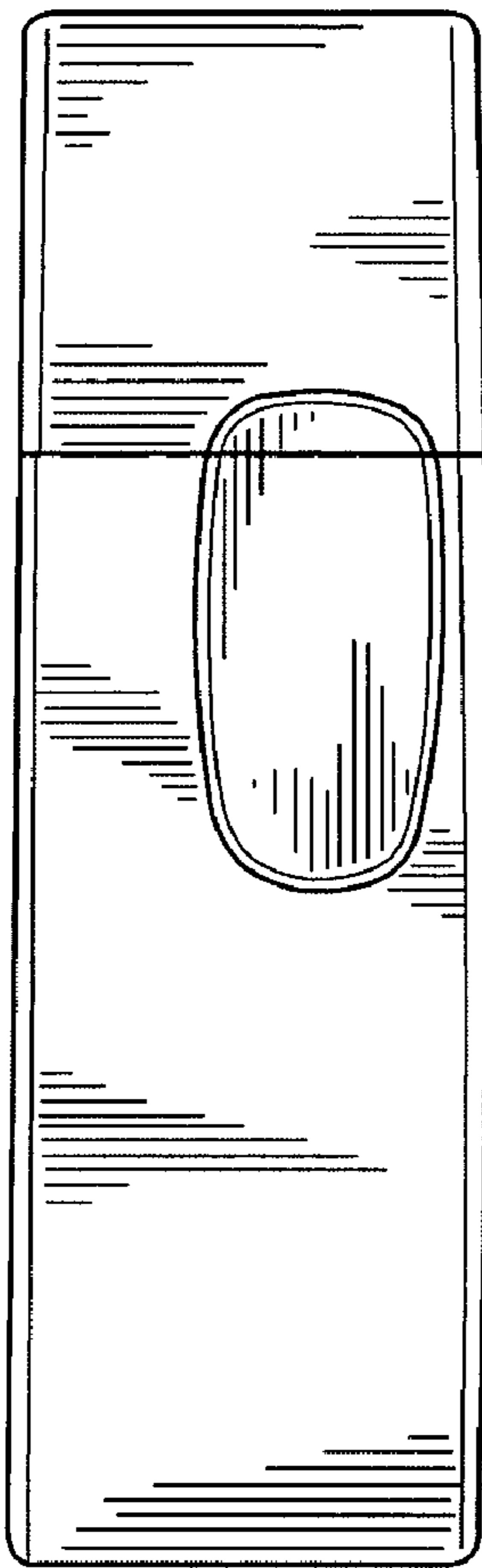


Fig.1

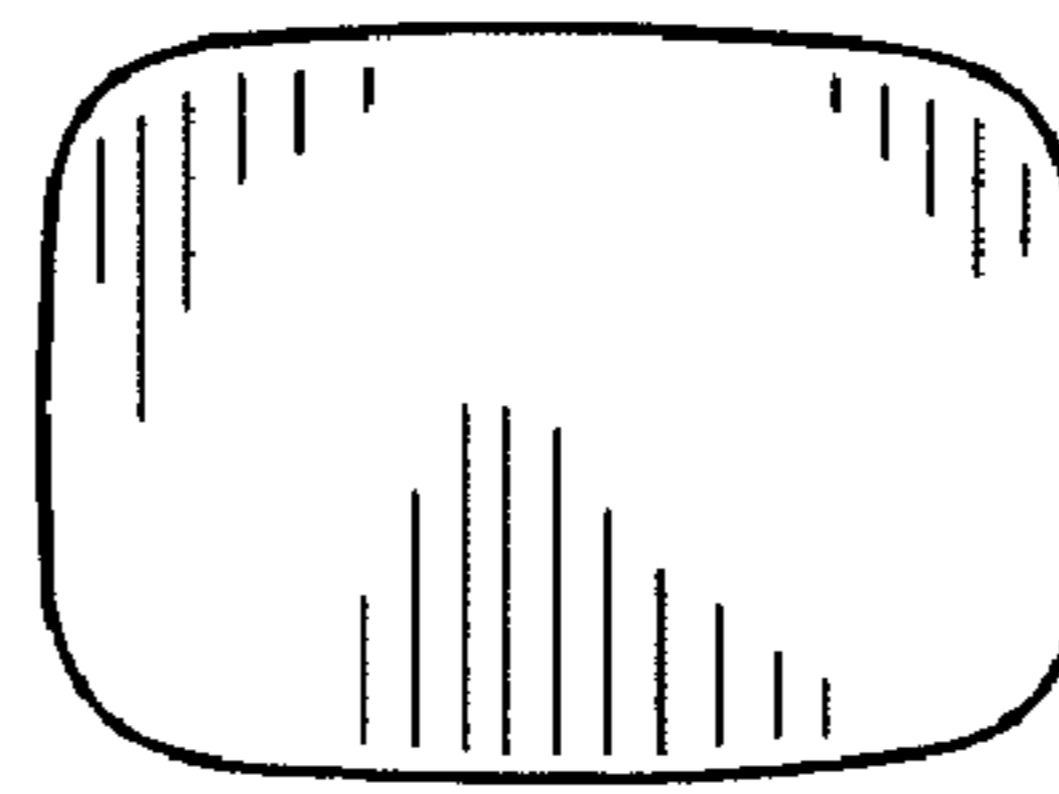


Fig.2




Fig.3




Fig. 4

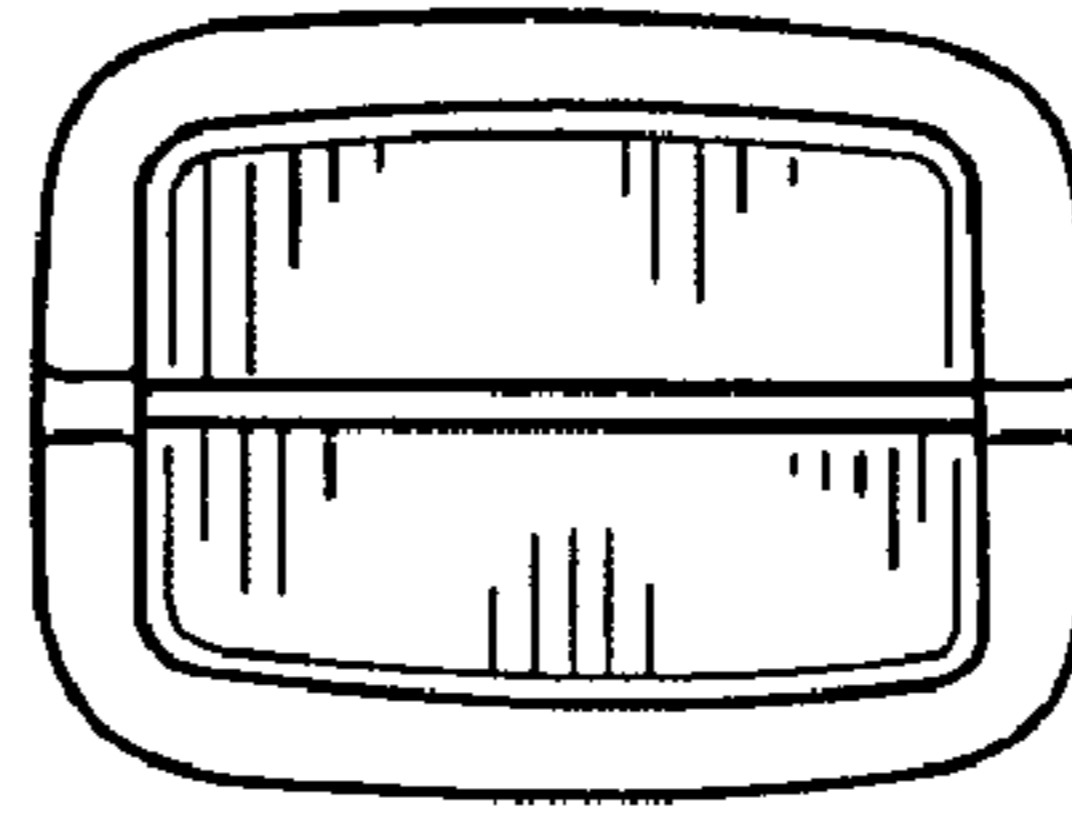


Fig. 5




Fig. 6

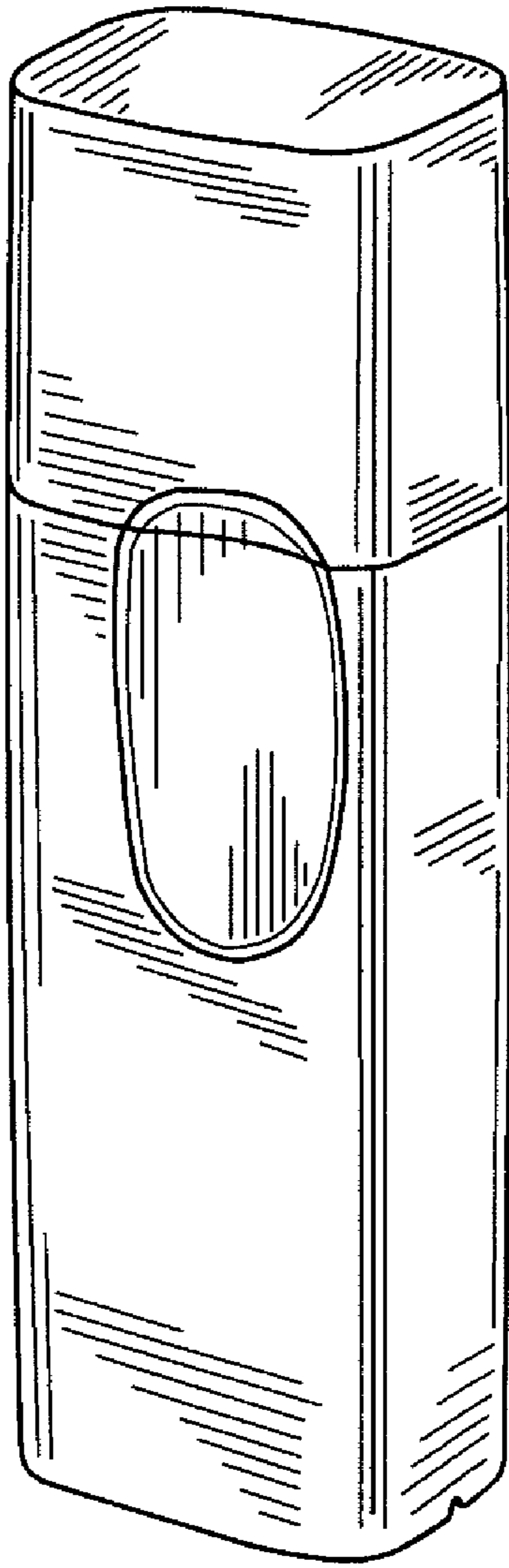


Fig. 7