



US00D577588S

(12) **United States Design Patent**  
**Yourist**

(10) **Patent No.:** **US D577,588 S**

(45) **Date of Patent:** **\*\* \*Sep. 30, 2008**

(54) **CONTAINER**

(75) Inventor: **Sheldon Yourist**, York, PA (US)

(73) Assignee: **Chevron U.S.A. Inc.**, San Ramon, CA (US)

(\*) Notice: This patent is subject to a terminal disclaimer.

(\*\*) Term: **14 Years**

(21) Appl. No.: **29/259,331**

(22) Filed: **May 8, 2006**

(51) **LOC (8) Cl.** ..... **09-01**

(52) **U.S. Cl.** ..... **D9/523; D9/522; D9/563; D9/452**

(58) **Field of Classification Search** ..... D9/682-694, D9/516, 520, 522-528, 563-564, 570-575, D9/452, 454; 215/381-385, 396, 398, 400  
See application file for complete search history.

(56) **References Cited**

**U.S. PATENT DOCUMENTS**

D194,071 S *	11/1962	Anderson	.....	D9/523
D241,817 S *	10/1976	Campbell	.....	D9/523
D264,811 S *	6/1982	Weckman	.....	D9/523
4,877,142 A *	10/1989	Doering	.....	215/382
D309,100 S *	7/1990	Beaver	.....	D9/523
D314,703 S *	2/1991	Segati	.....	D9/523
5,915,578 A *	6/1999	Burt	.....	215/250
5,918,753 A *	7/1999	Ogg et al.	.....	215/382
D416,801 S *	11/1999	Macauley et al.	.....	D9/523

5,988,460 A *	11/1999	Brecheisen et al.	.....	222/572
6,070,753 A *	6/2000	Hirst et al.	.....	220/674
D479,803 S *	9/2003	Alguire et al.	.....	D9/523
D506,674 S *	6/2005	Sumiyoshi et al.	.....	D9/522

\* cited by examiner

*Primary Examiner*—Carol Rademaker

(74) *Attorney, Agent, or Firm*—Timothy J. Hadlock

(57) **CLAIM**

The ornamental design for a container, as shown and described.

**DESCRIPTION**

FIG. 1 is an elevated side view of a container according to the present invention;

FIG. 2 is a front view of a container according to the present invention;

FIG. 3 is a back view of a container according to the present invention;

FIG. 4 is a right side view of a plastic container according to the present invention;

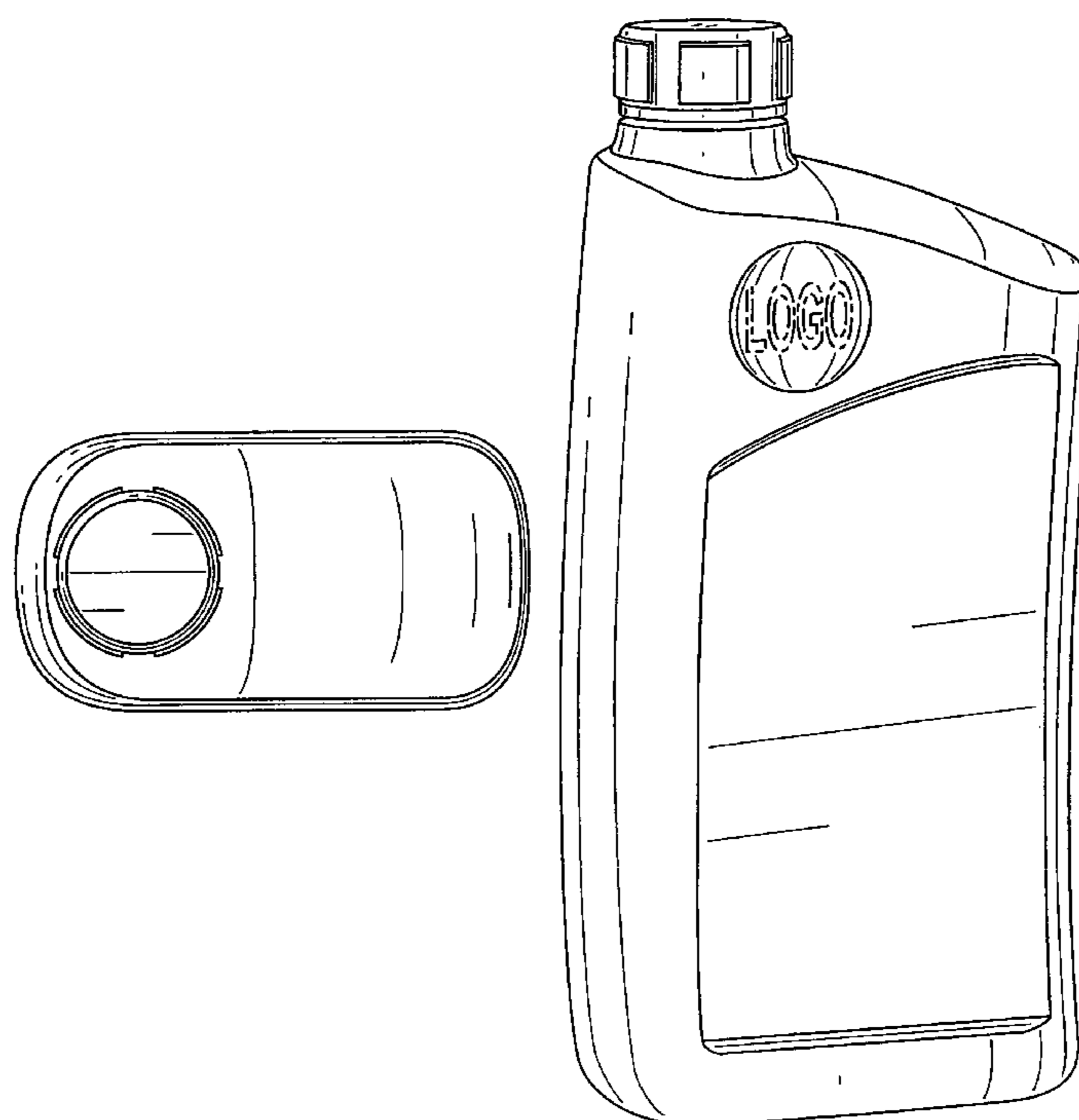
FIG. 5 is a left side view of a container according to the present invention;

FIG. 6 is a top view of a plastic container according to the present invention; and,

FIG. 7 is an elevated side view of a container according to the present invention.

The broken line showing of the container is for illustrative purposes only and forms no part of the claimed design.

**1 Claim, 7 Drawing Sheets**






FIG. 1




FIG. 2




FIG. 3

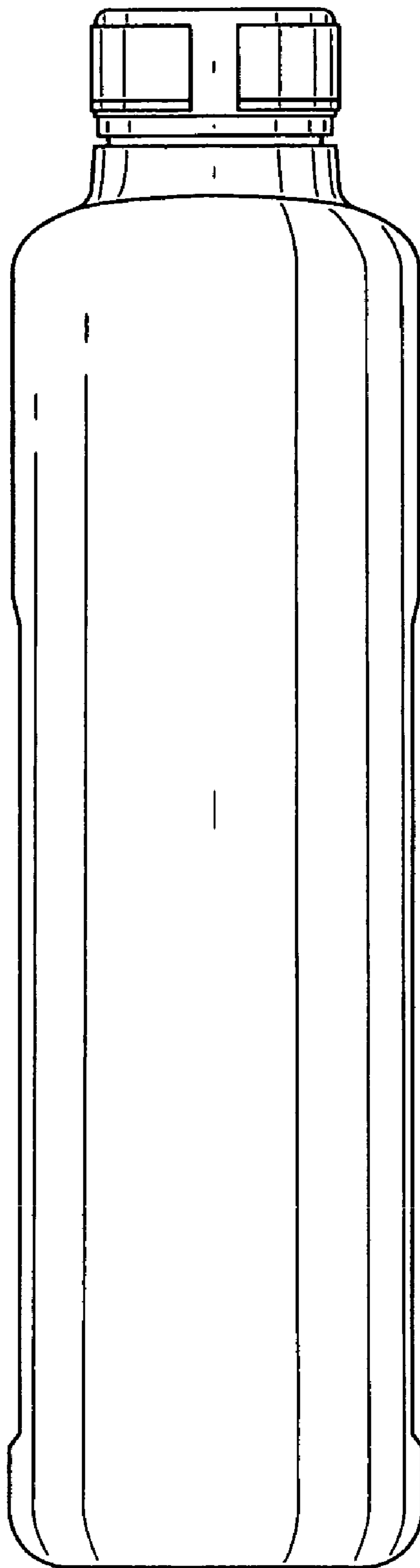


FIG. 4

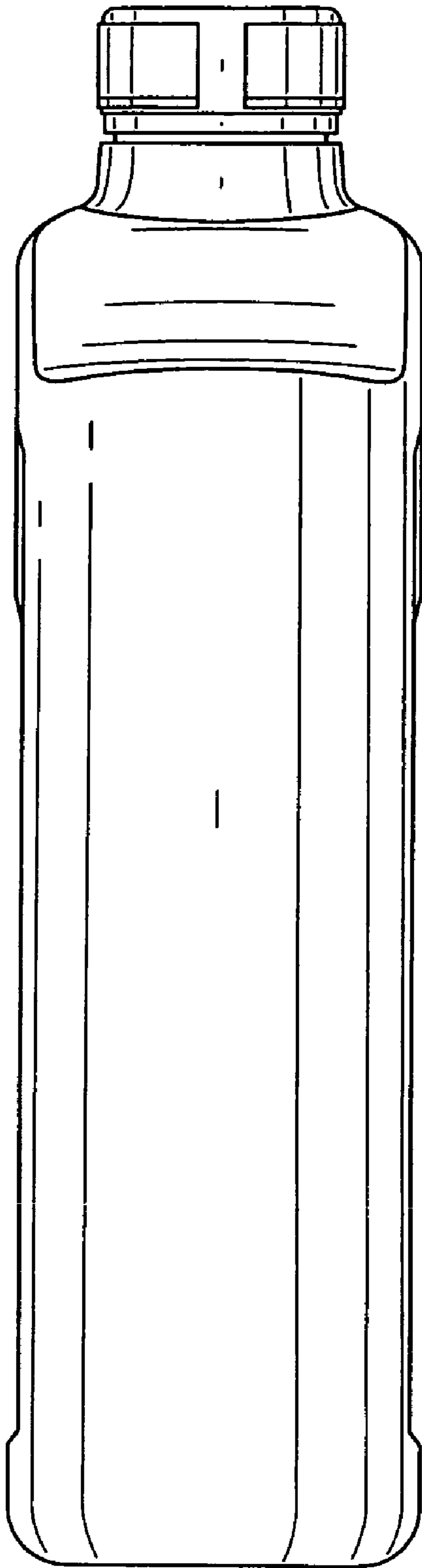


FIG. 5

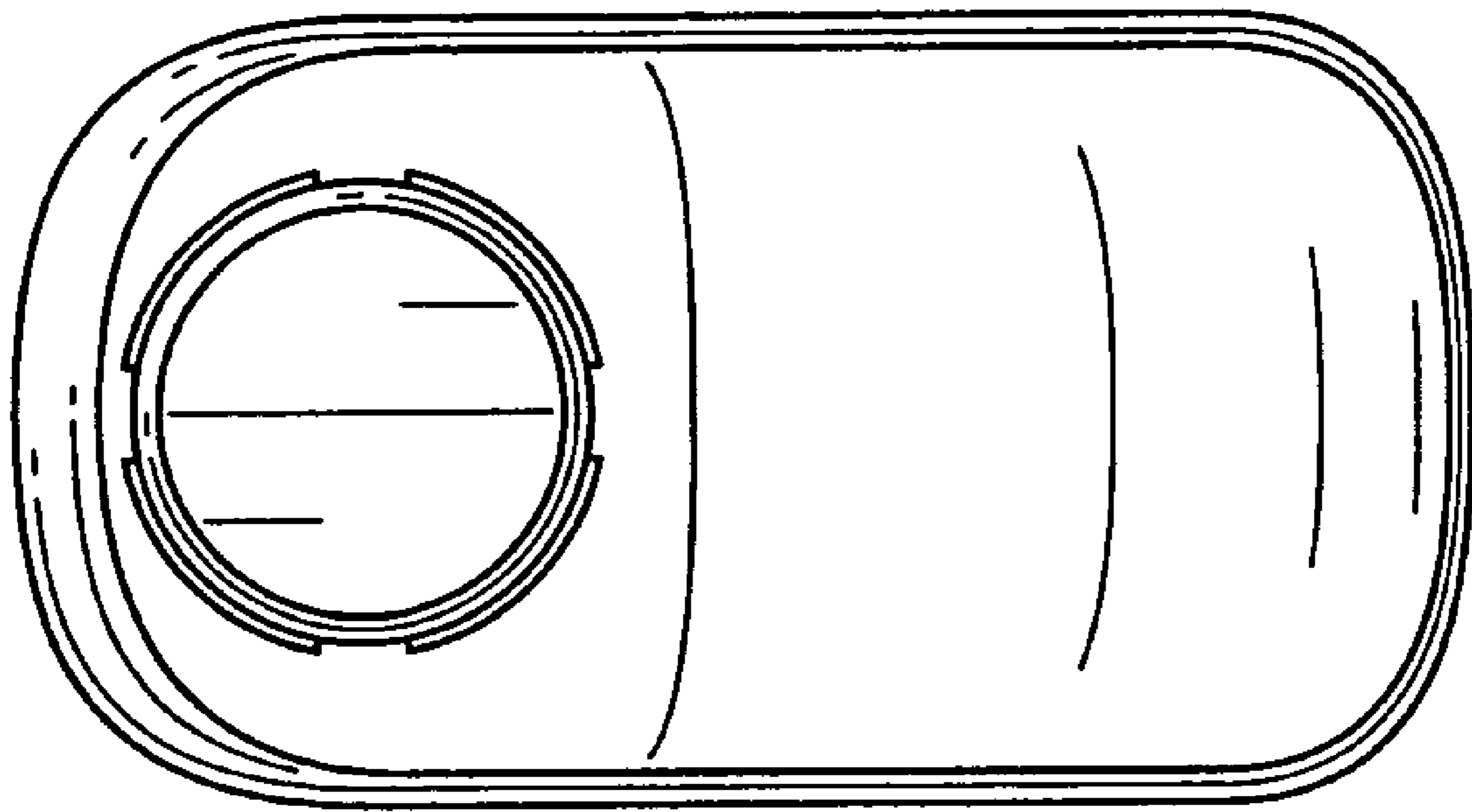


FIG. 6



FIG. 7