



US00D577584S

(12) **United States Design Patent**  
**Porter et al.**

(10) **Patent No.:** **US D577,584 S**

(45) **Date of Patent:** **\*\* Sep. 30, 2008**

(54) **NOZZLE**

(76) Inventors: **Robert A. Porter**, 1648 River Birch Ave., Oviedo, FL (US) 32765; **Krista L. Tallent**, 3836 Becontree Pl., Oviedo, FL (US) 32765

(\*\*) Term: **14 Years**

(21) Appl. No.: **29/290,158**

(22) Filed: **Oct. 26, 2007**

(51) **LOC (8) Cl.** ..... **09-07**

(52) **U.S. Cl.** ..... **D9/447; D9/453**

(58) **Field of Classification Search** ..... D9/733, D9/726, 529, 501, 503, 454, 450, 449, 447, D9/440, 435; D28/7; D24/224; 222/566, 222/562, 255, 254.1; 220/288, 259.3, 257.1, 220/256.1, 254.1, 212; 215/252

See application file for complete search history.

(56) **References Cited**

**U.S. PATENT DOCUMENTS**

- D240,711 S \* 7/1976 Angleman ..... D9/726
- D255,653 S \* 7/1980 Lipsz ..... D9/726
- D255,990 S \* 7/1980 Lucas ..... D9/726
- D256,095 S \* 7/1980 Sandonato ..... D9/726
- D258,199 S \* 2/1981 Torongo, Jr. .... D9/726
- D262,438 S \* 12/1981 Sears et al. .... D9/726
- D266,146 S \* 9/1982 Morris ..... D9/726
- D280,289 S \* 8/1985 Aldrich, III et al. .... D9/726
- D287,335 S \* 12/1986 Anderson ..... D9/726
- D318,621 S \* 7/1991 Venne ..... D9/435
- D333,780 S \* 3/1993 Jones et al. .... D9/726
- D337,939 S \* 8/1993 Smith, Jr. .... D9/726
- D346,112 S \* 4/1994 Alcindor ..... D9/726
- D368,427 S \* 4/1996 Bicknell et al. .... D9/726

- 5,553,957 A 9/1996 Dornbusch et al.
- D389,409 S \* 1/1998 Tucker ..... D9/454
- 6,095,708 A 8/2000 Butaud
- 6,237,800 B1 5/2001 Barrett
- 6,293,226 B1 9/2001 Hwang
- D476,884 S \* 7/2003 Miranda ..... D9/726
- 6,718,912 B2 4/2004 Pappas
- D523,335 S \* 6/2006 Nelson et al. .... D9/447
- 7,117,818 B2 10/2006 Pappas et al.
- D562,699 S \* 2/2008 Green et al. .... D9/726

**FOREIGN PATENT DOCUMENTS**

EP 0046038 2/1982

\* cited by examiner

*Primary Examiner*—Gary D. Watson

*Assistant Examiner*—Susan B Hattan

(74) *Attorney, Agent, or Firm*—Stephen R. Greiner

(57) **CLAIM**

The ornamental design for a nozzle, as shown and described.

**DESCRIPTION**

FIG. 1 is a top perspective view of a nozzle showing my new design;

FIG. 2 is a bottom perspective view thereof;

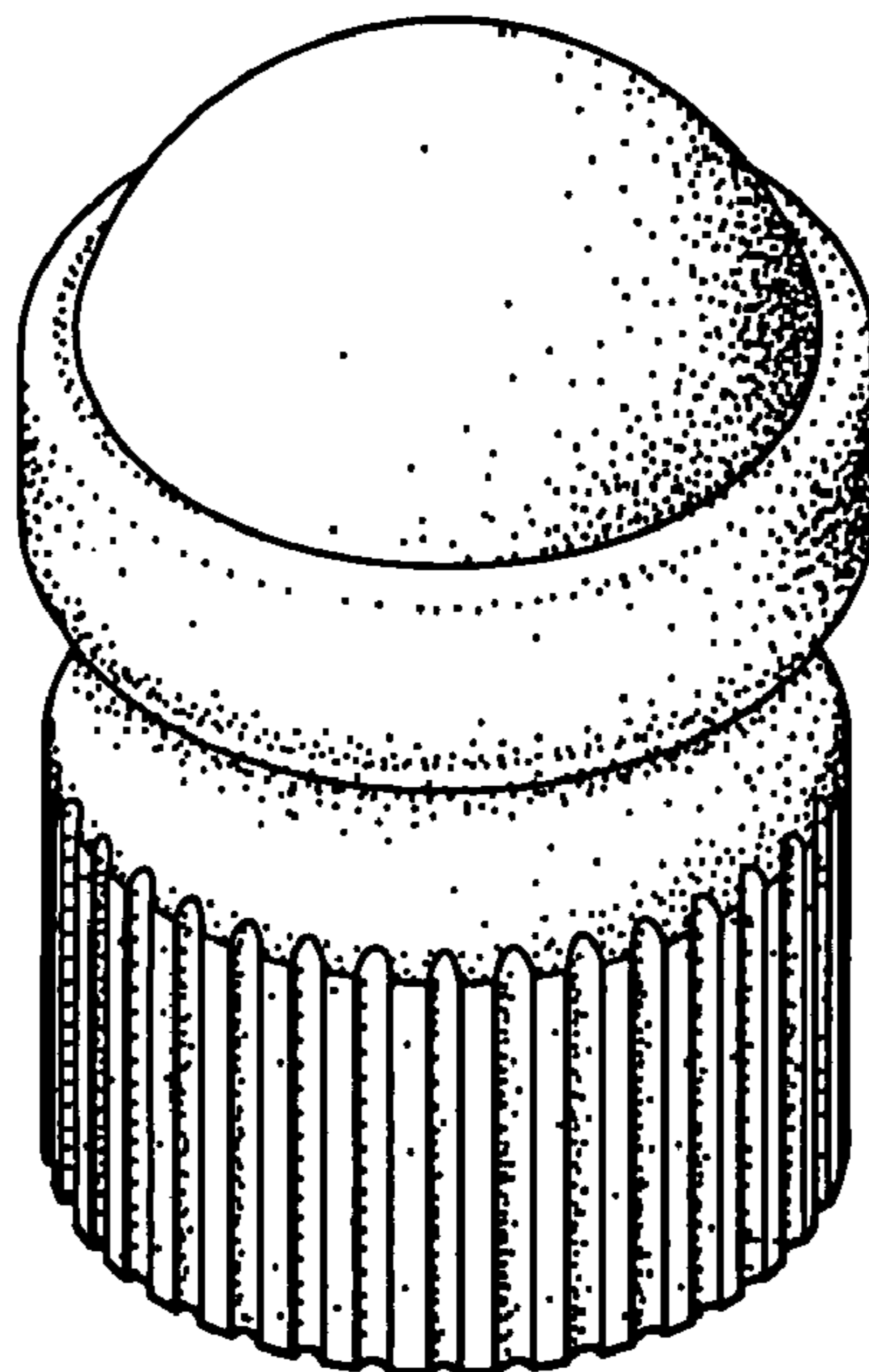
FIG. 3 is a front elevational view thereof with the rear view, right side elevational view, and left side elevational view all being the same as the front elevational view;

FIG. 4 is a cross-sectional view taken along line 4—4 of FIG. 3;

FIG. 5 is a top view thereof; and,

FIG. 6 is a bottom view thereof.

**1 Claim, 1 Drawing Sheet**



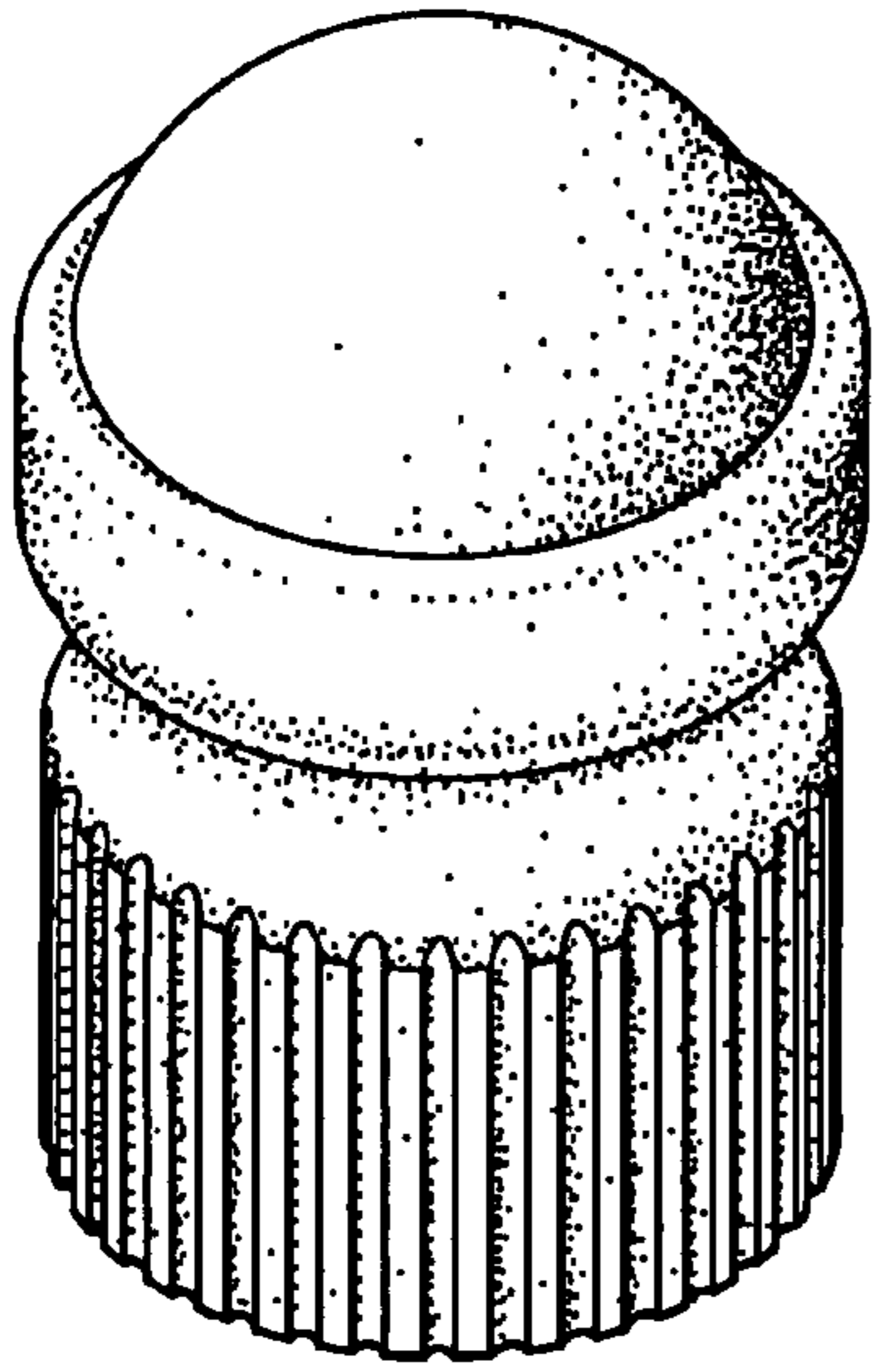


FIG. 1

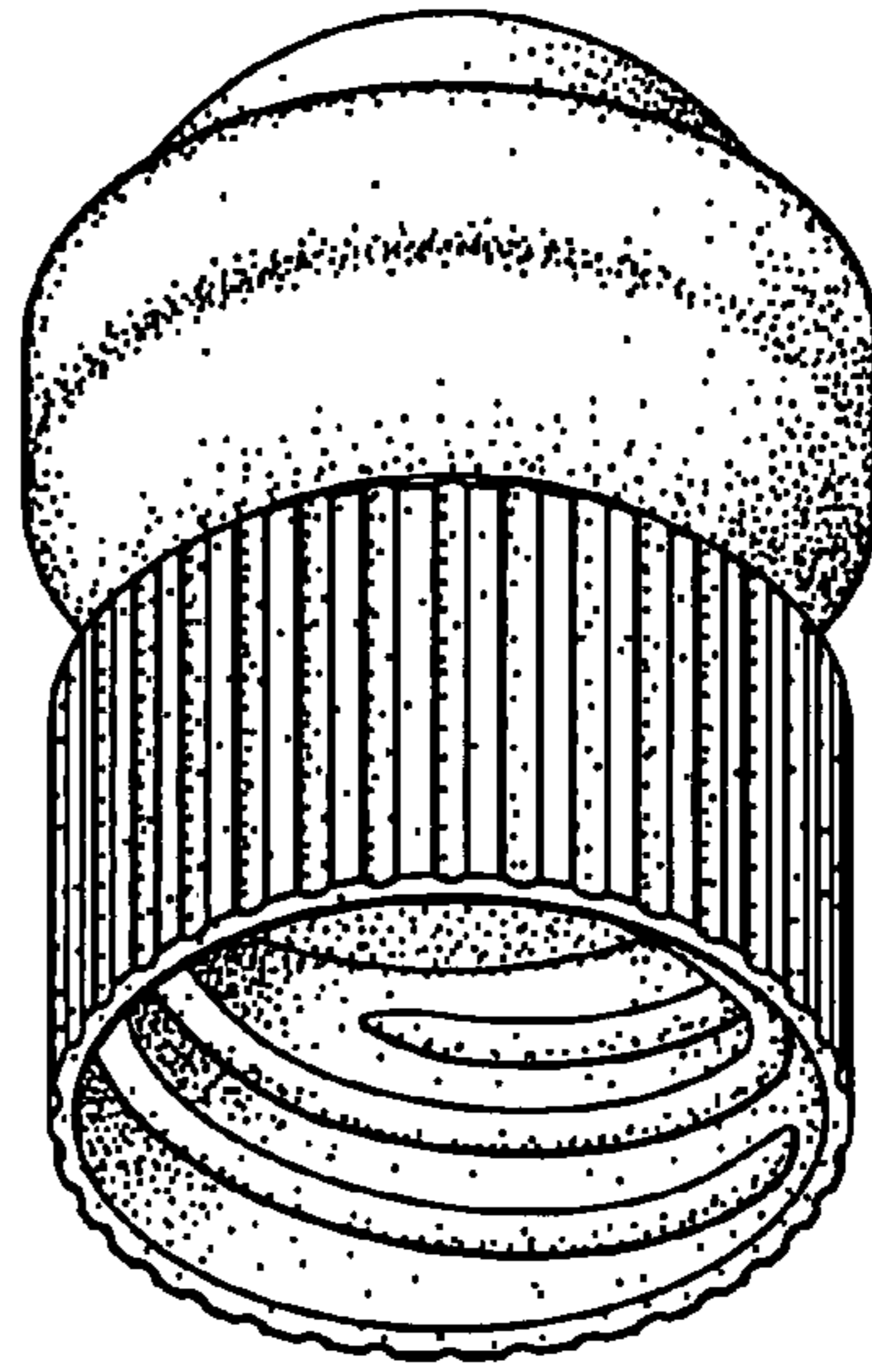


FIG. 2

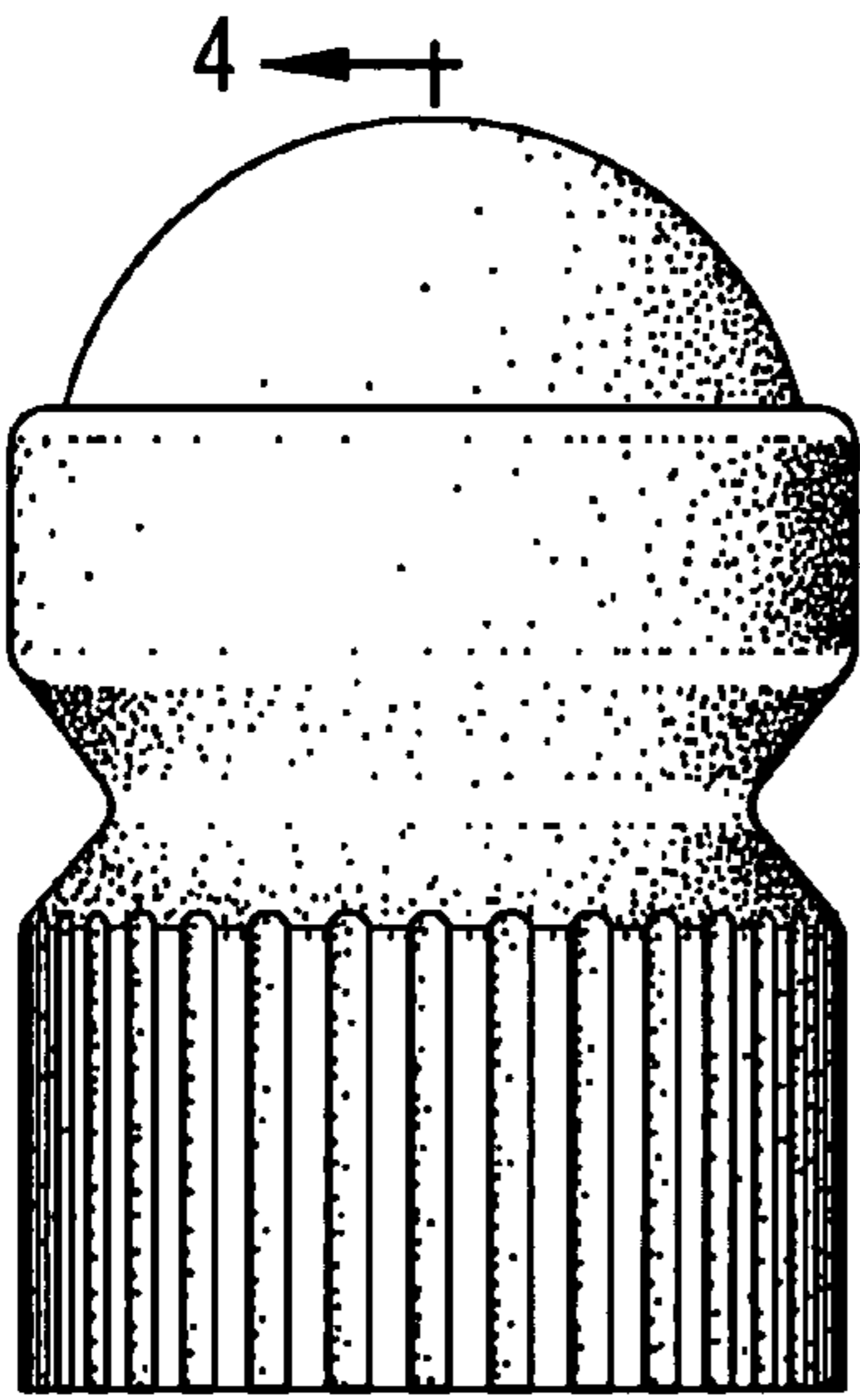


FIG. 3

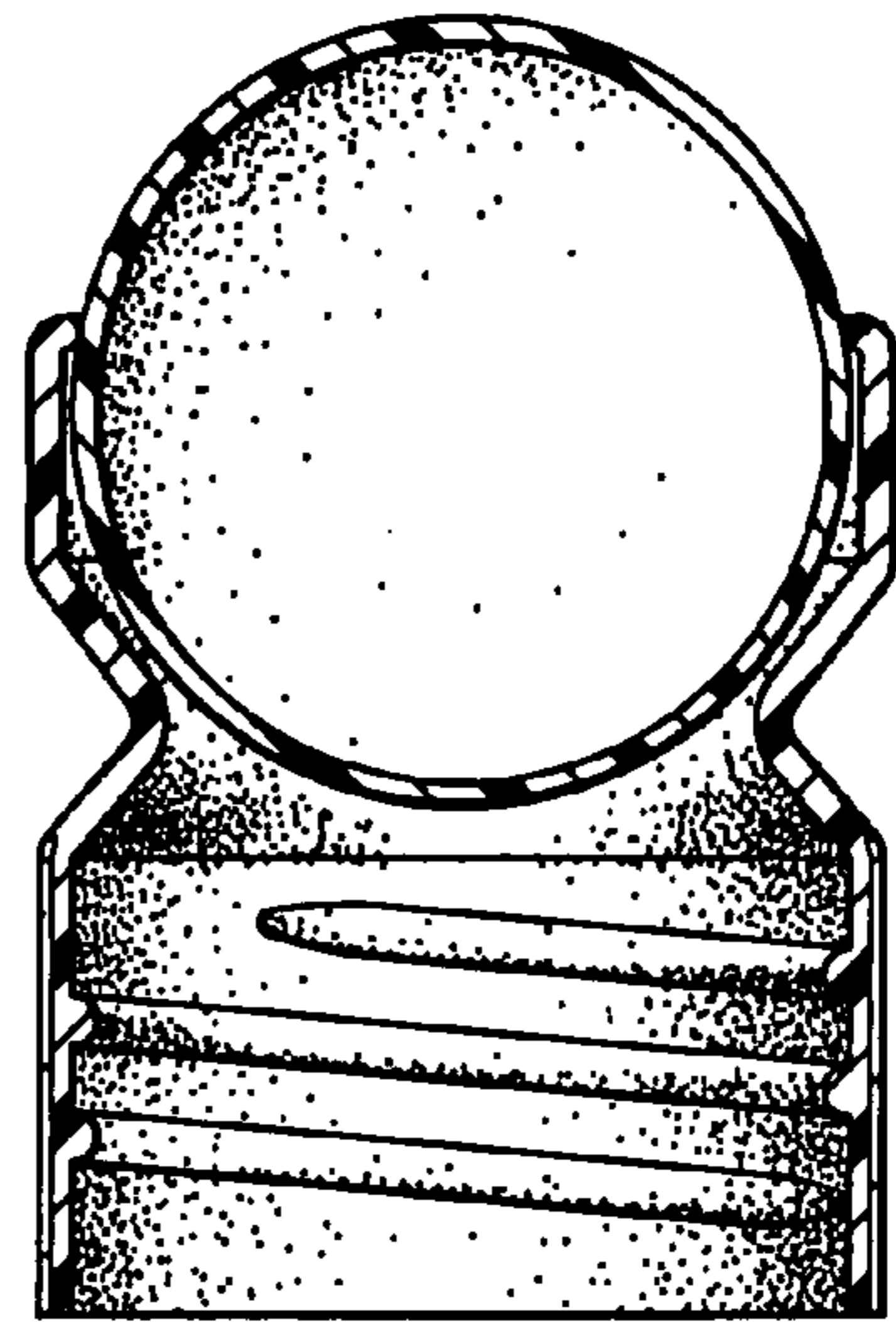


FIG. 4

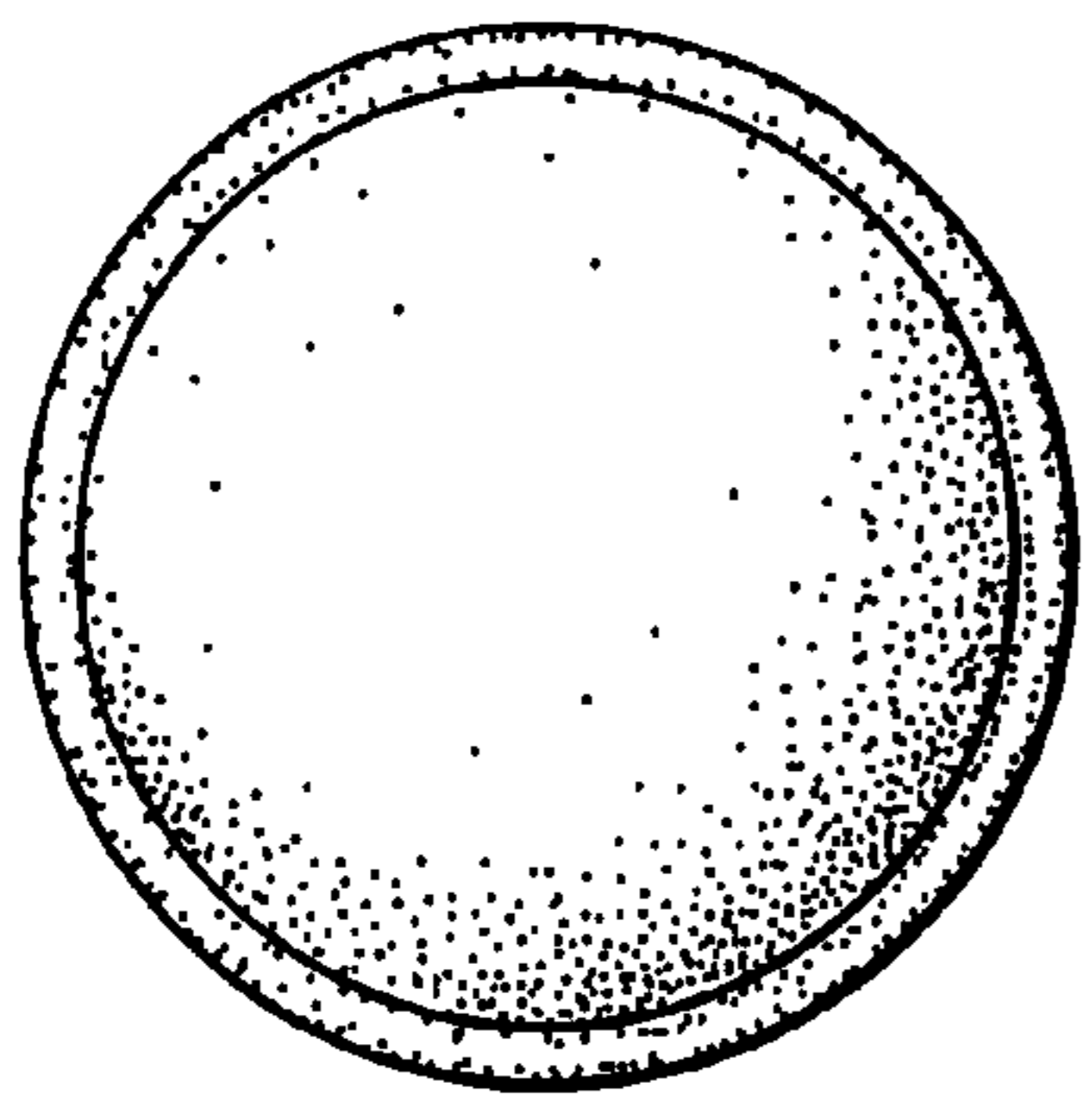


FIG. 5

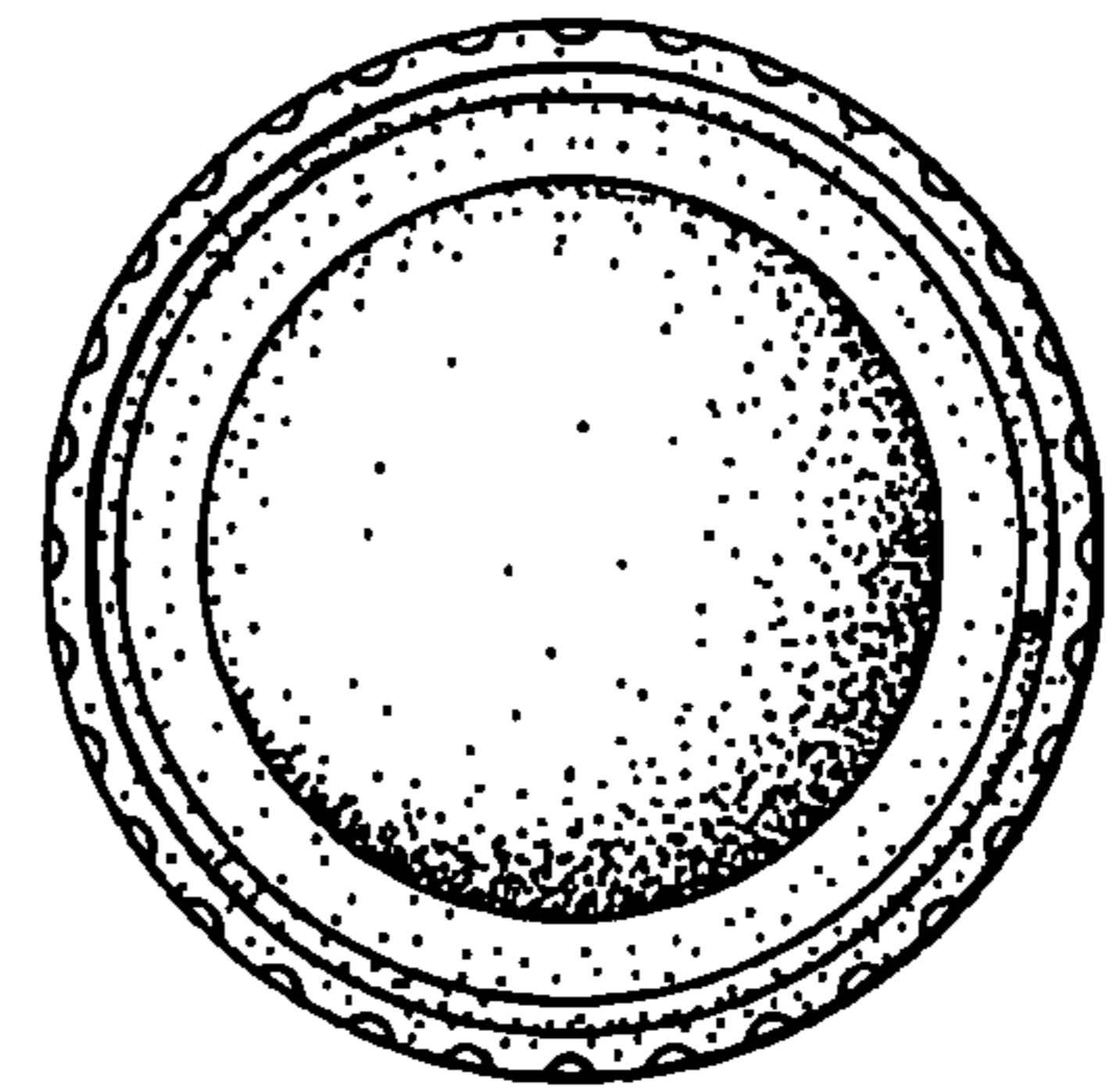


FIG. 6