



US00D577575S

(12) **United States Design Patent**
Ernst et al.

(10) **Patent No.:** **US D577,575 S**
(45) **Date of Patent:** **** Sep. 30, 2008**

(54) **WALL MOUNTABLE HOLDER**
(75) Inventors: **Richard J. Ernst**, San Diego, CA (US);
John P. Grimm, Santee, CA (US)
(73) Assignee: **Illinois Tool Works Inc.**, Glenview, IL
(US)

(**) Term: **14 Years**

(21) Appl. No.: **29/305,184**

(22) Filed: **Mar. 14, 2008**

(51) **LOC (8) Cl.** **08-05**
(52) **U.S. Cl.** **D8/373**
(58) **Field of Classification Search** D8/354,
D8/363, 367, 370, 372, 373; D7/372; D6/323;
248/214, 215, 301, 302, 303, 304; 224/268
See application file for complete search history.

(56) **References Cited**

U.S. PATENT DOCUMENTS

D27,018 S *	5/1897	Loughridge	D8/354
2,883,720 A	4/1959	Hansen		
3,641,866 A	2/1972	Mortensen		
4,441,619 A	4/1984	Gibitz		
4,601,625 A	7/1986	Ernst et al.		
4,763,456 A	8/1988	Giannuzzi		
D300,804 S *	4/1989	Myers	D8/373
4,892,429 A	1/1990	Giannuzzi		
5,039,262 A	8/1991	Giannuzzi		
5,160,225 A	11/1992	Chern		
5,190,425 A	3/1993	Wieder et al.		
5,234,299 A	8/1993	Giannuzzi		
5,308,203 A	5/1994	McSherry et al.		
5,449,257 A	9/1995	Giannuzzi		
5,482,418 A	1/1996	Giannuzzi		
5,529,449 A	6/1996	McSherry et al.		
5,536,121 A	7/1996	McSherry		
5,558,479 A	9/1996	McElderry		
5,625,994 A	5/1997	Giannuzzi		
5,692,864 A	12/1997	Powell et al.		
5,752,792 A	5/1998	McSherry		

5,833,415 A	11/1998	McSherry		
5,882,162 A	3/1999	Kaneko		
5,944,295 A	8/1999	McSherry		
5,991,998 A	11/1999	Kaneko		
6,079,921 A	6/2000	Gauthier et al.		
6,139,236 A	10/2000	Ito		
6,186,716 B1	2/2001	West et al.		
6,196,509 B1 *	3/2001	Clemens	248/302
6,196,780 B1	3/2001	Wakai et al.		
6,250,865 B1	6/2001	McSherry		
6,354,779 B1	3/2002	West et al.		

(Continued)

FOREIGN PATENT DOCUMENTS

DE 040 16 724 11/1991

(Continued)

OTHER PUBLICATIONS

PCT Search Report for PCT/US 2006/020692.

Primary Examiner—T. Chase Nelson

Assistant Examiner—Barbara B Lohr

(74) *Attorney, Agent, or Firm*—Mark W. Croll; Lisa M. Soltis; Beem Patent Law Firm

(57) **CLAIM**

The ornamental design for a wall mountable holder, as shown and described.

DESCRIPTION

FIG. 1 is a perspective view of a holder showing our new design.

FIG. 2 is a front view of the holder of FIG. 1.

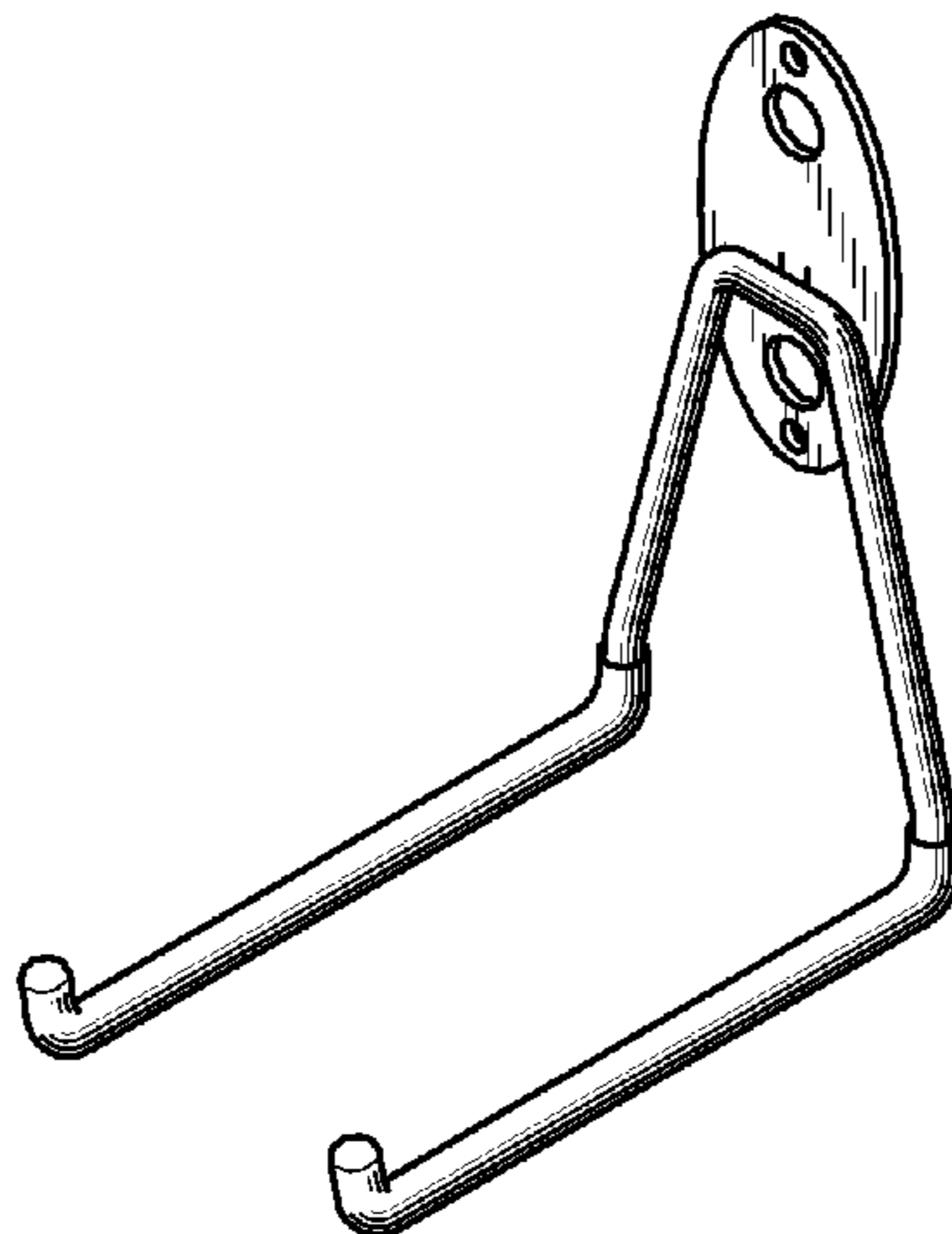
FIG. 3 is a rear view of the holder of FIG. 1.

FIG. 4 is a side view of the holder of FIG. 1, the other side being a mirror image thereof.

FIG. 5 is a top view of the holder of FIG. 1; and,

FIG. 6 is a bottom view of the holder of FIG. 1.

1 Claim, 1 Drawing Sheet



US D577,575 S

Page 2

U.S. PATENT DOCUMENTS

6,382,892 B1 5/2002 Hempfling
6,419,436 B1 7/2002 Gaudron
6,676,350 B1 1/2004 McSherry et al.
6,830,228 B2 12/2004 Ernst
D516,413 S * 3/2006 Anderson et al. D8/373
D542,126 S * 5/2007 Ernst et al. D8/373
D550,545 S * 9/2007 Ernst et al. D8/373
D558,029 S * 12/2007 Ernst et al. D8/367
2004/0159766 A1 8/2004 Skorka
2004/0178240 A1* 9/2004 Bauer 224/268
2005/0079027 A1 4/2005 Ernst et al.
2005/0084360 A1 4/2005 Panasik et al.
2006/0024144 A1 2/2006 Ernst et al.

FOREIGN PATENT DOCUMENTS

DE 295 02 052 U 3/1995

DE 295 09 487 U 3/1995
DE 093 01 098 1/1997
DE 19 852 339 5/2000
EP 0 965 767 A1 6/1999
EP 0 951 869 10/1999
EP 1 298 331 A 2/2003
EP 1 522 744 A1 8/2004
FR 439 431 9/1996
FR 439 432 9/1996
GB 2 357 130 A 6/2001
JP 02005121224 A 3/2005
WO WO-1999/05420 2/1999
WO WO-2004/053341 6/2004
WO WO-2004/079209 9/2004
WO WO-2004/079210 9/2004
WO WO2005/038275 4/2005

* cited by examiner

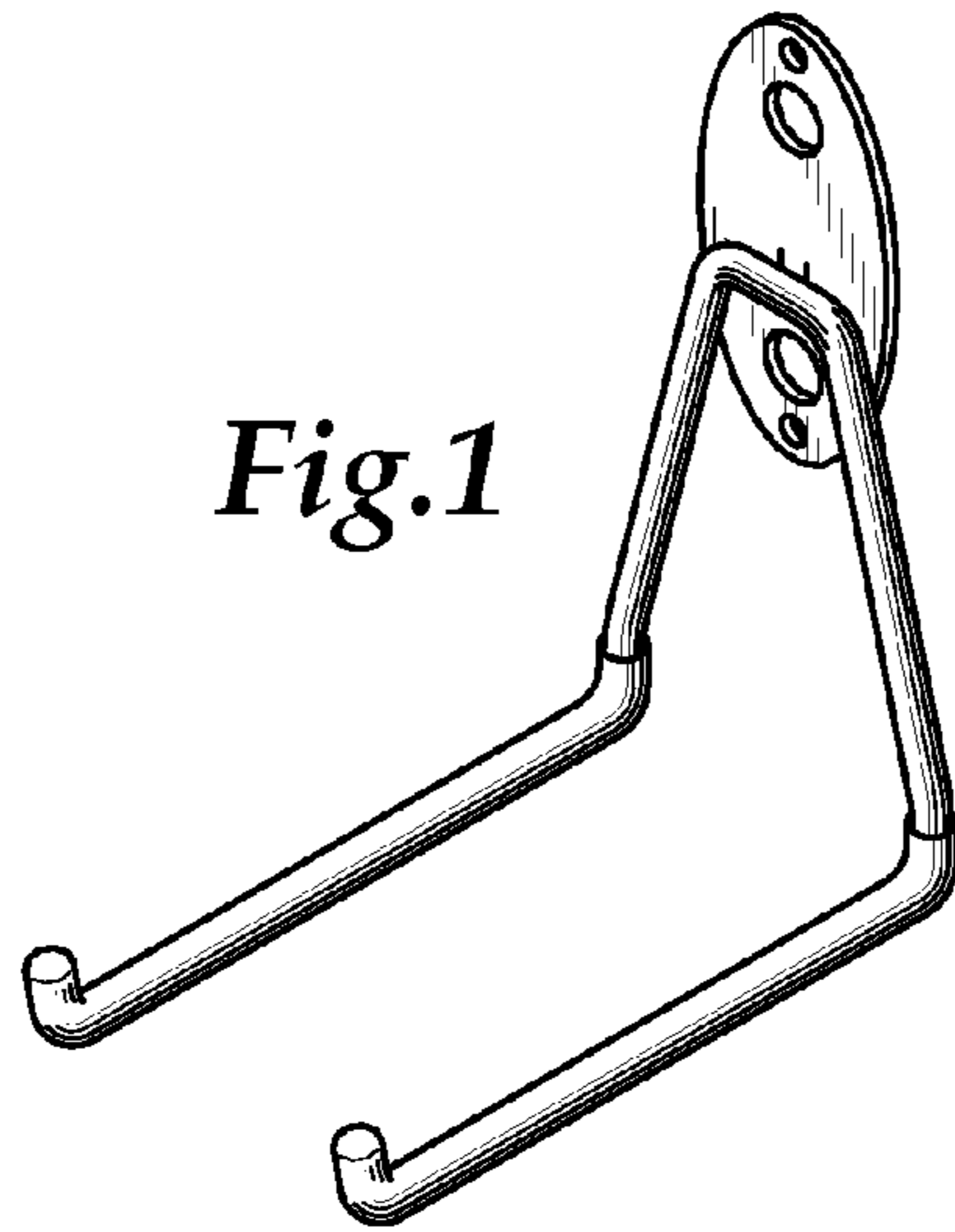


Fig.1




Fig.5

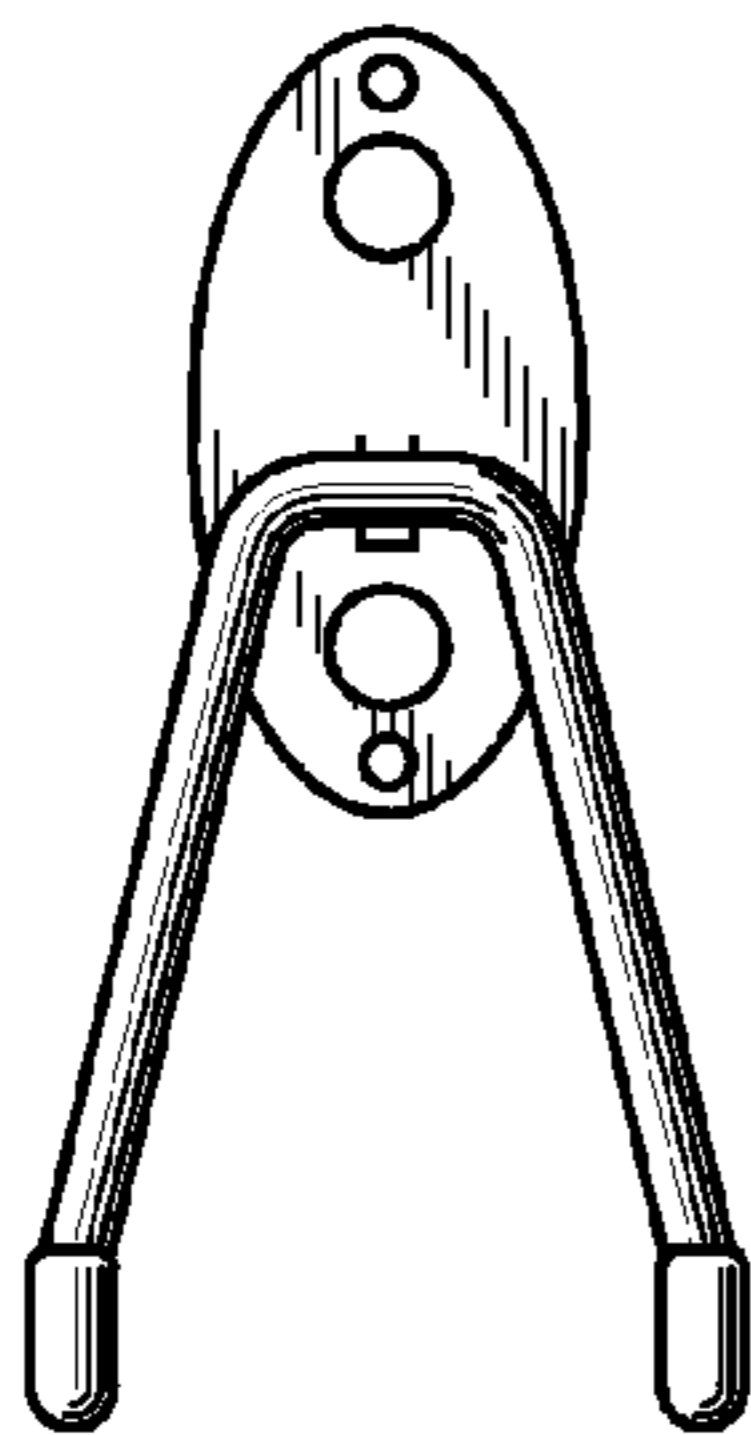


Fig.2

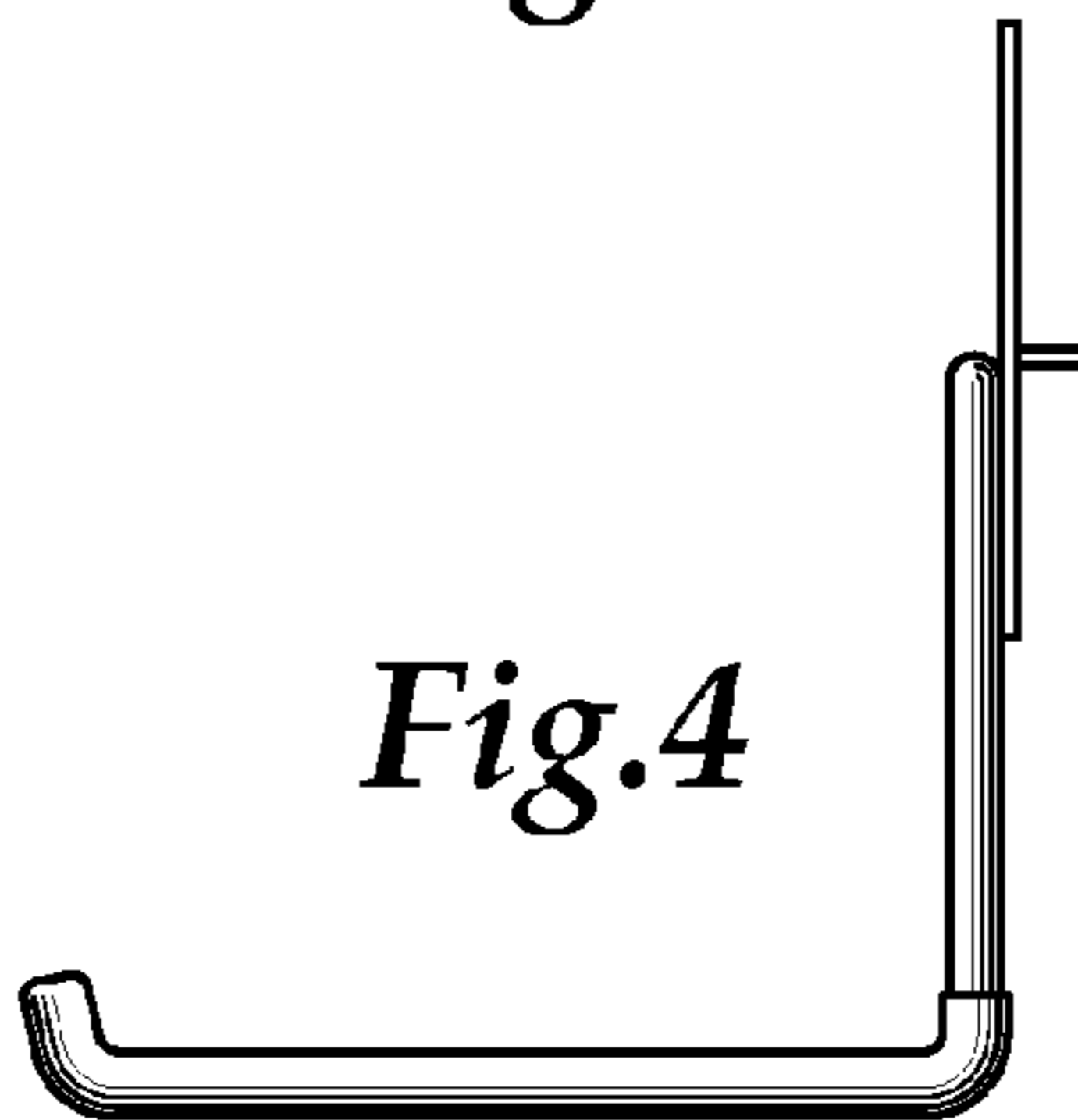


Fig.4

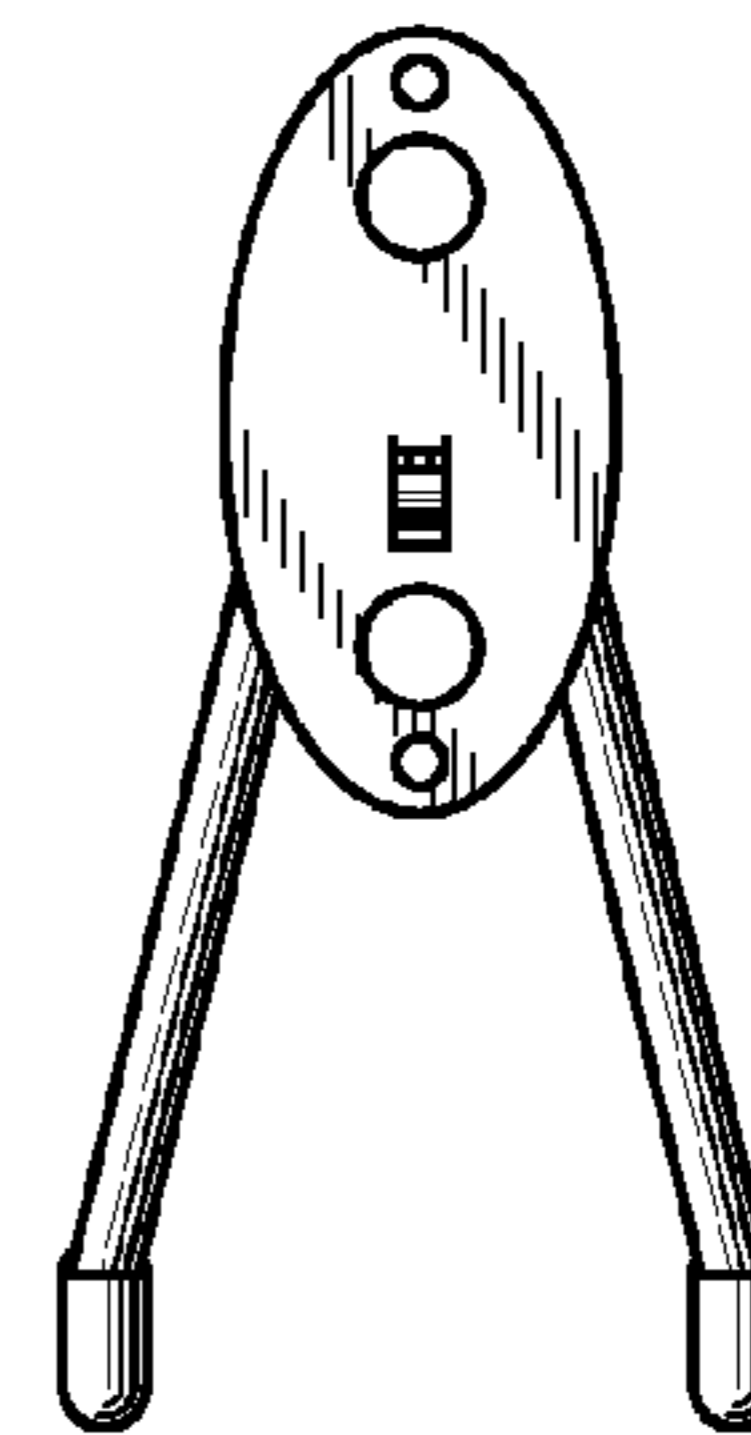


Fig.3




Fig.6