

US00D577573S

(12) **United States Design Patent**
Wood

(10) **Patent No.:** **US D577,573 S**
(45) **Date of Patent:** **** Sep. 30, 2008**

(54) **FIBER OPTIC CABLE SUPPORT**
(76) Inventor: **Ernest James Wood**, 14099 Algoma Ave., Cedar Springs, MI (US) 49319
(**) Term: **14 Years**
(21) Appl. No.: **29/305,943**
(22) Filed: **Mar. 31, 2008**
(51) **LOC (8) Cl.** **08-08**
(52) **U.S. Cl.** **D8/356**
(58) **Field of Classification Search** D8/105, D8/107, 333, 349, 354, 356, 358, 360, 360.1, D8/367, 373, 382, 383, 394-396, 400; D23/261; D26/38; 24/18, 197, 561; 174/153 G, 650, 174/656, 135; 242/400.1, 405.1, 405.2, 600, 242/603, 604, 604.1, 607, 608, 608.6, 608.7, 242/609, 916; 248/65, 74.1-74.4, 201, 214, 248/215, 229.26, 302, 304, 316.7, 316.8; 439/367, 369, 371, 472; 211/119; D13/153; 224/268, 269, 666

See application file for complete search history.

(56) **References Cited**

U.S. PATENT DOCUMENTS

412,074 A	10/1889	Darcy	
823,213 A	6/1906	Gibson	
888,349 A	5/1908	Ogden	
1,452,993 A	4/1923	Wack	
1,541,128 A	6/1925	Ennis	
1,640,497 A	8/1927	Halket et al.	
1,722,551 A *	7/1929	Zadek	24/710.3
1,867,156 A	7/1932	Jackson	
2,065,068 A	12/1936	Gudeman	
3,181,827 A *	5/1965	Sassin	248/74.2
4,194,714 A	3/1980	Schultz	
D304,676 S	11/1989	Glynn	
D309,253 S	7/1990	Doebler	
D313,933 S	1/1991	Petley	
5,109,467 A	4/1992	Hogan et al.	
5,167,001 A	11/1992	Debortoli et al.	
5,319,732 A	6/1994	Jones	
D349,040 S	7/1994	Moliner	

D349,041 S	7/1994	Wical	
D349,042 S	7/1994	Costello	
D362,612 S	9/1995	Will	
5,497,444 A	3/1996	Wheeler	
D370,171 S	5/1996	Emerson	
D378,731 S	4/1997	Kopish	
5,634,618 A	6/1997	Farmer, Jr. et al.	
5,639,049 A *	6/1997	Jennings et al.	248/74.2
5,640,482 A	6/1997	Barry et al.	
6,134,370 A	10/2000	Childers et al.	
D435,788 S	1/2001	Bunning	
6,182,933 B1 *	2/2001	Rapp	248/231.81
D442,062 S	5/2001	Kelley et al.	
D446,505 S	8/2001	Wakileh et al.	
D471,081 S *	3/2003	Wu et al.	D8/356
6,591,051 B2 *	7/2003	Solheid et al.	385/134

(Continued)

Primary Examiner—T. Chase Nelson
Assistant Examiner—Karen Acker
(74) *Attorney, Agent, or Firm*—Robert K. Roth; Miller, Canfield, Paddock and Stone

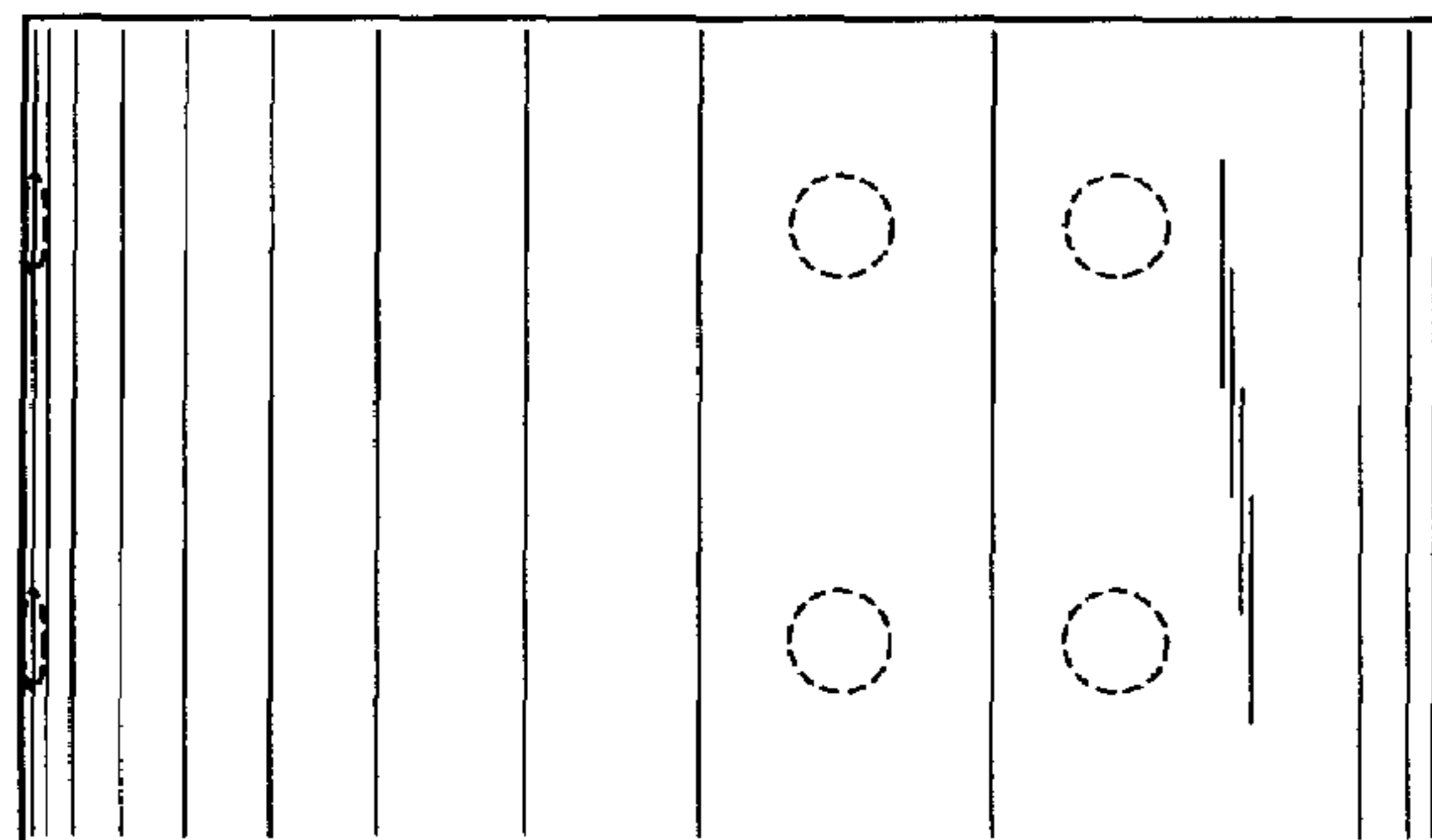
(57) **CLAIM**

The ornamental design for a fiber optic cable support, as shown and described.

DESCRIPTION

FIG. 1 is a perspective view of a fiber optic cable support.
FIG. 2 is a side view, reduced in size, of the fiber optic cable support of FIG. 1.
FIG. 3 is a top view of the fiber optic cable support of FIG. 1.
FIG. 4 is a bottom view of the fiber optic cable support of FIG. 1.
FIG. 5 is a front view of the fiber optic cable support of FIG. 1; and,
FIG. 6 is a back side view of the fiber optic cable support of FIG. 1.
The portions shown in broken line are included for the purpose of illustration only and form no part of the claimed design.

1 Claim, 4 Drawing Sheets



US D577,573 S

Page 2

U.S. PATENT DOCUMENTS								
			7,376,323	B2 *	5/2008	Zimmel	385/135
6,591,053	B2	7/2003	Fritz					
RE38,311	E	11/2003	Wheeler	2003/0202765	A1 *	10/2003	Franklin et al. 385/135
D510,517	S	10/2005	Noack	2005/0232565	A1 *	10/2005	Heggestad et al. 385/135
D541,143	S	4/2007	Ruddick	2007/0257161	A1 *	11/2007	Geppert et al. 248/74.3
7,318,568	B2 *	1/2008	Barouta				248/51
D561,009	S *	2/2008	Wood				D8/356
								* cited by examiner

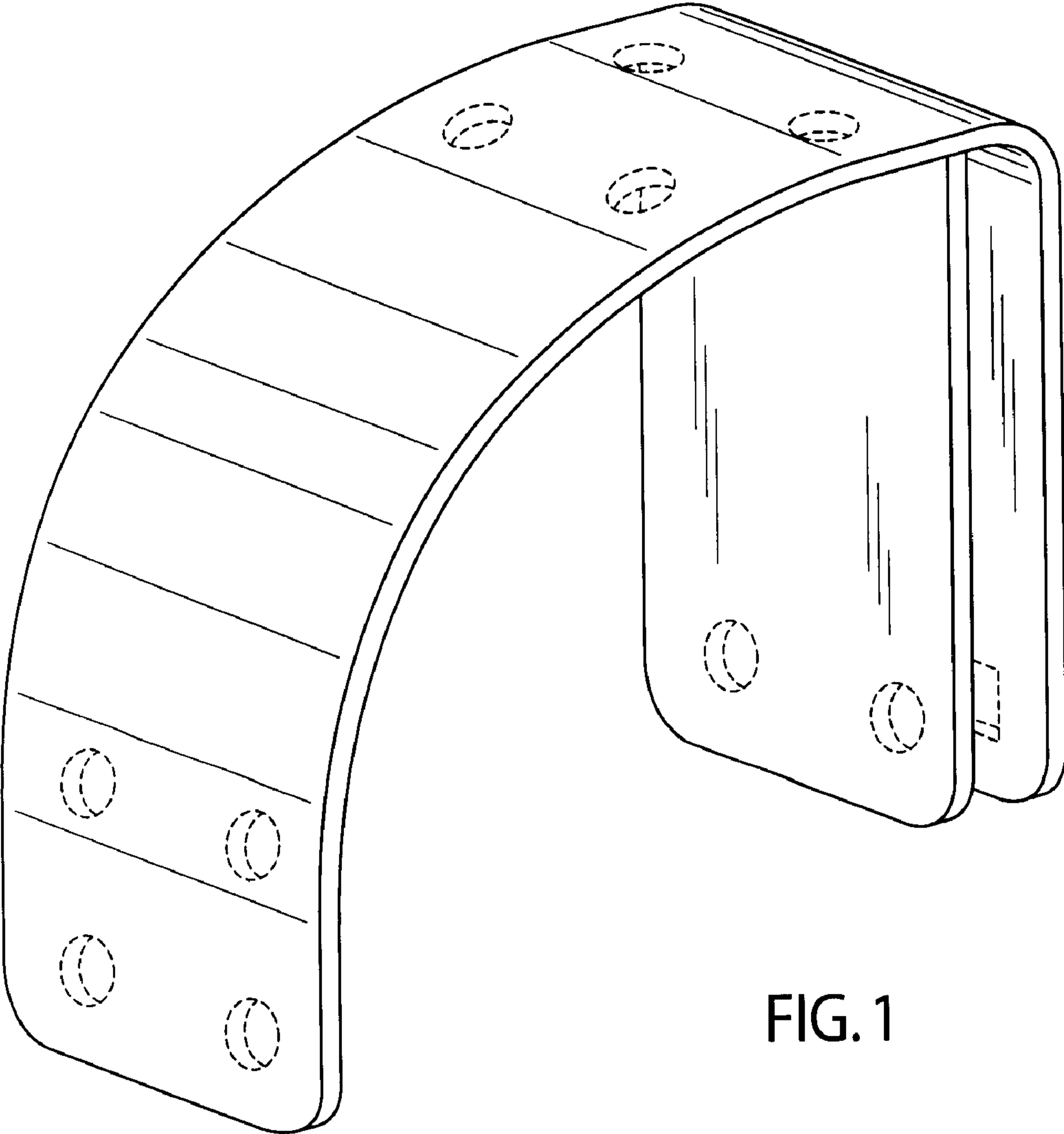


FIG. 1

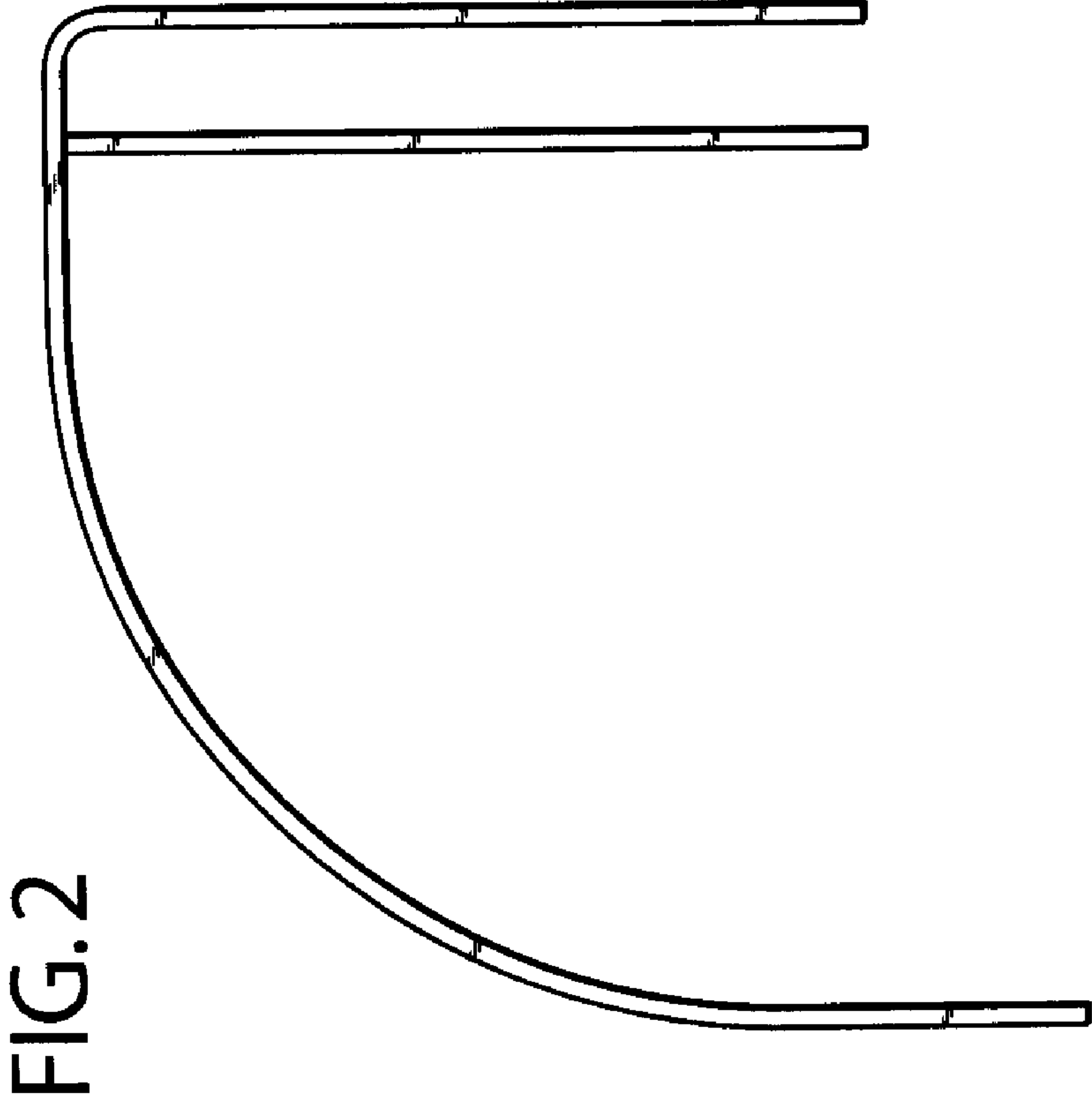


FIG. 2

FIG.3

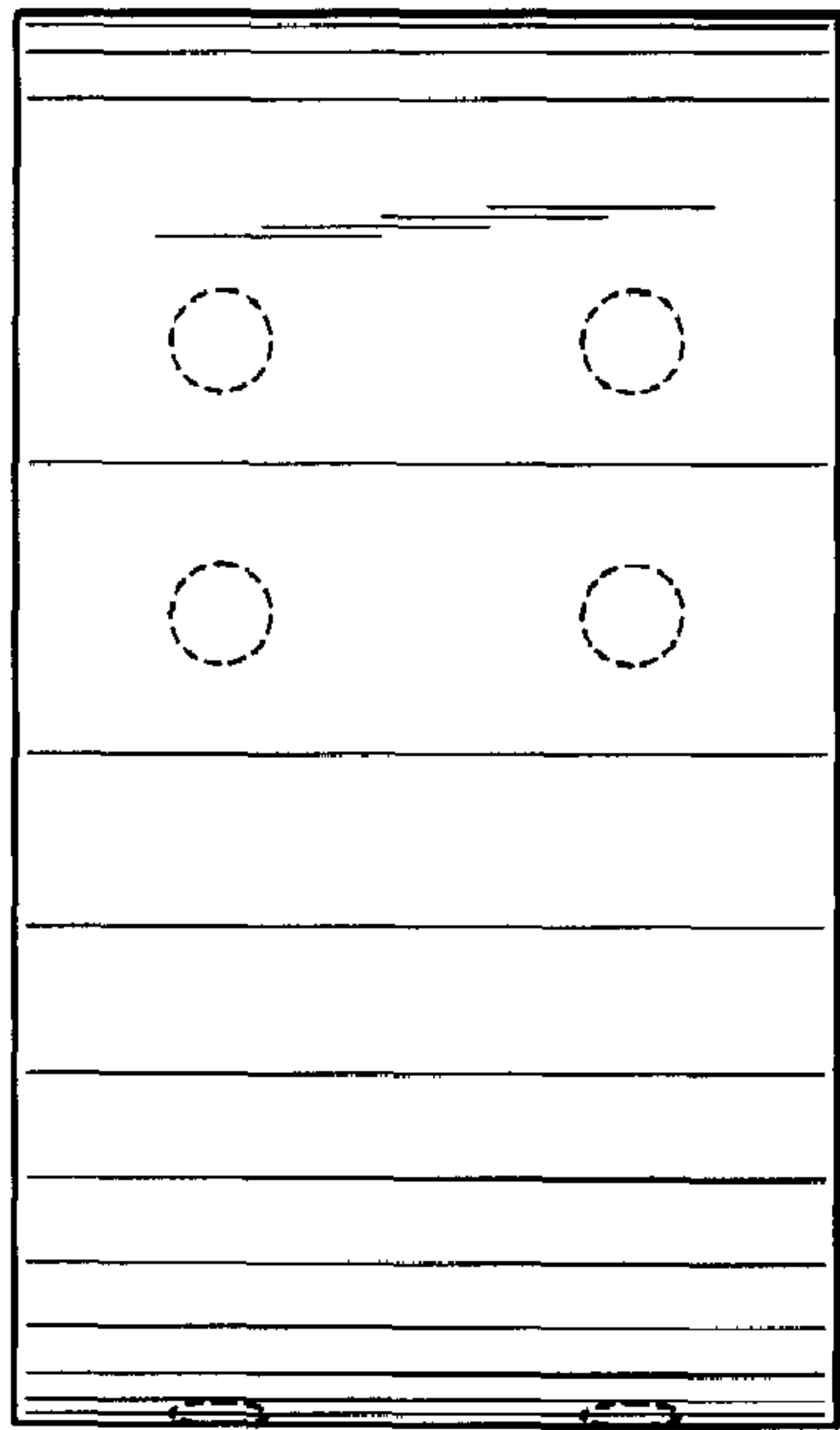


FIG.4

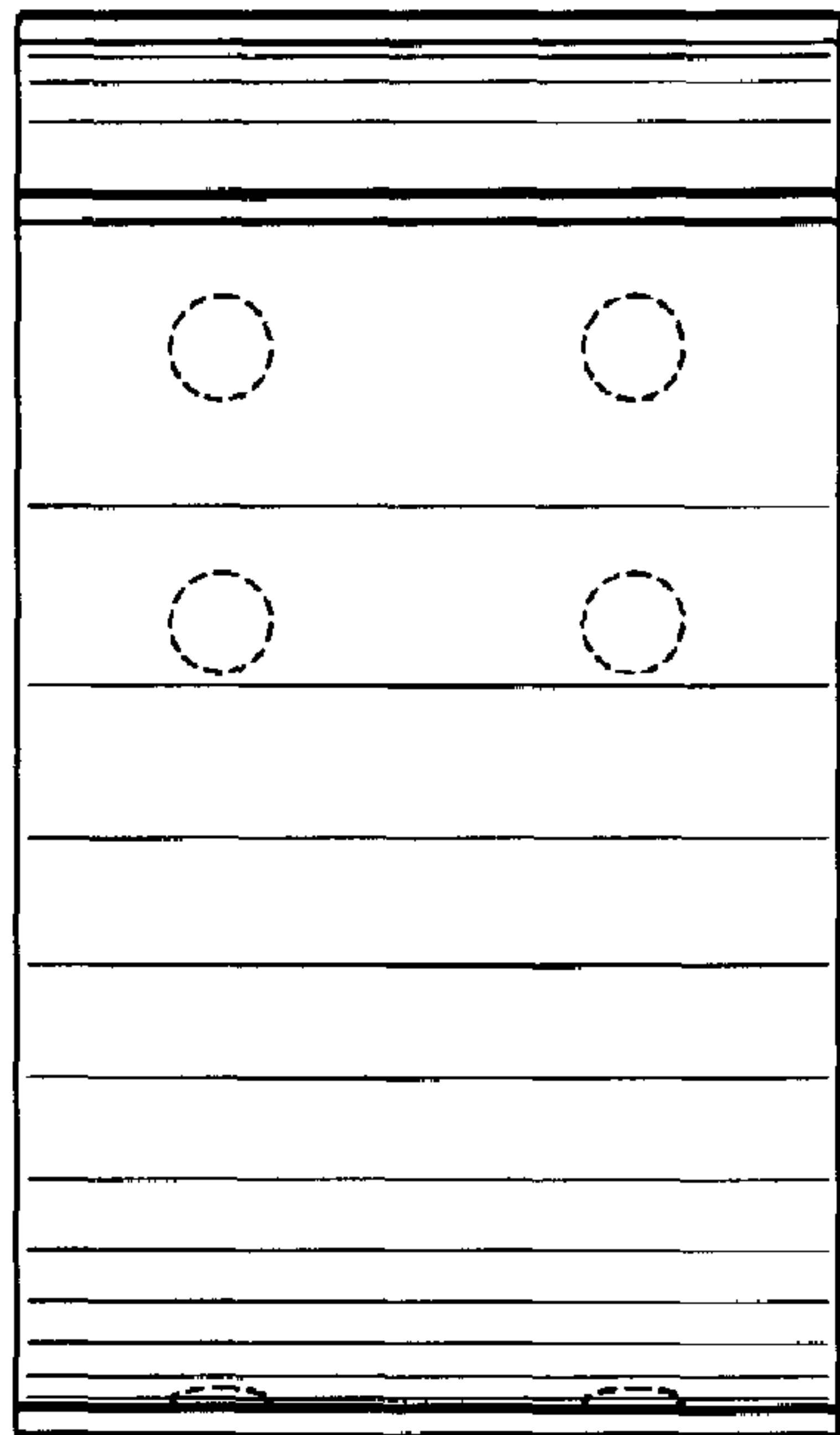


FIG. 6

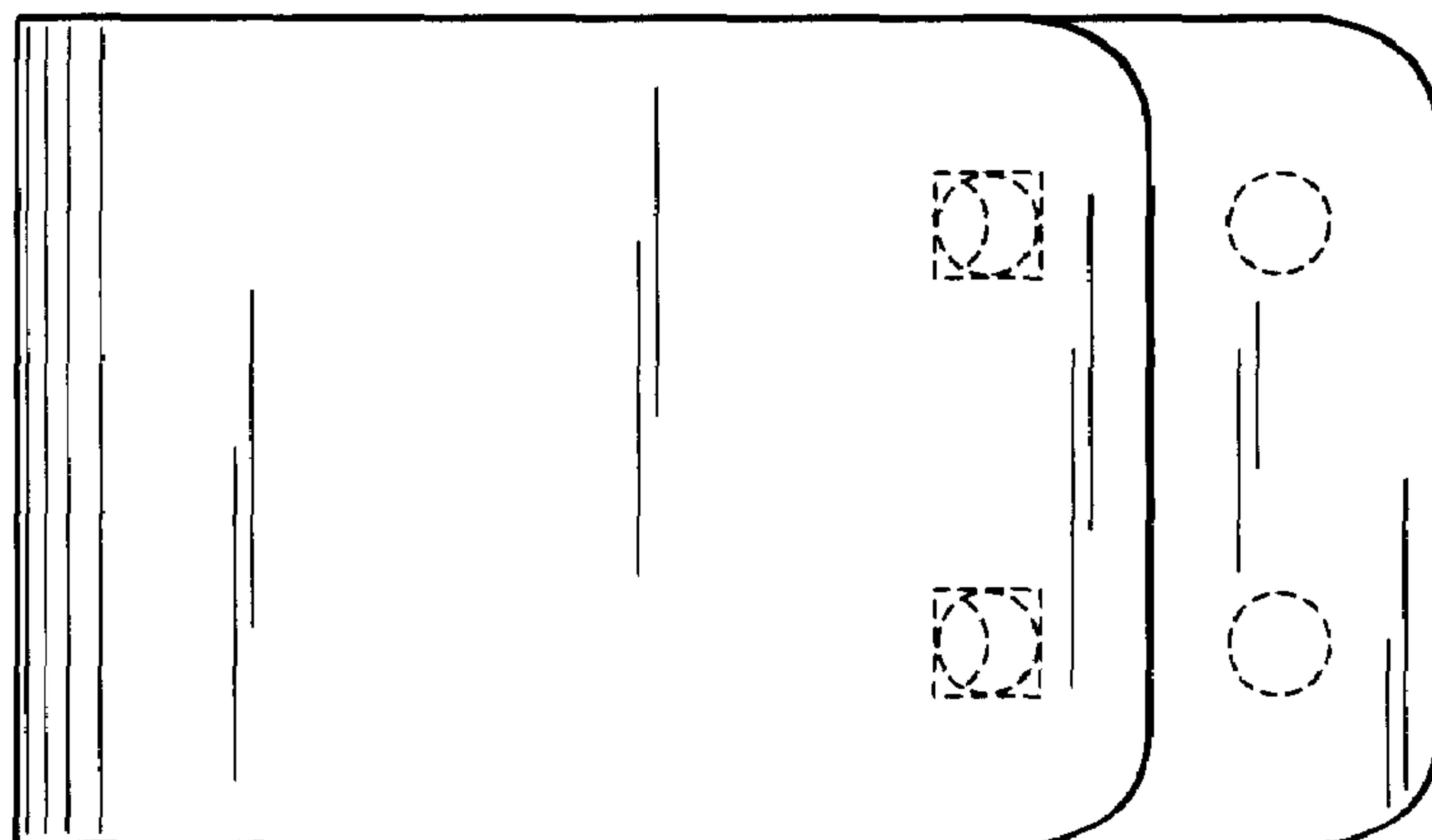


FIG. 5

