



US00D577571S

(12) **United States Design Patent**  
**Stevens**

(10) **Patent No.:** **US D577,571 S**

(45) **Date of Patent:** **\*\* Sep. 30, 2008**

(54) **LOCK PLATE**

(75) Inventor: **Scott Stevens**, Milwaukee, WI (US)

(73) Assignee: **Master Lock Company LLC**, Oak Creek, WI (US)

(\*\*) Term: **14 Years**

(21) Appl. No.: **29/302,120**

(22) Filed: **Jan. 10, 2008**

(51) **LOC (8) Cl.** ..... **08-07**

(52) **U.S. Cl.** ..... **D8/343**

(58) **Field of Classification Search** ..... D8/330,  
D8/331, 343, 344, 346, 400, 404, 301, 302;  
70/14, 51, 54, 450, 81, 158, 431, 466; 292/289,  
292/340, 341.14

See application file for complete search history.

(56) **References Cited**

**U.S. PATENT DOCUMENTS**

1,759,374 A \* 5/1930 Schlage ..... 70/450  
D520,860 S \* 5/2006 Martin ..... D8/343  
2007/0277567 A1\* 12/2007 Trempala ..... 70/169  
2008/0015592 A1\* 1/2008 Long et al. .... 606/69  
2008/0029634 A1\* 2/2008 Kim et al. .... 242/383.4

2008/0030028 A1\* 2/2008 Heid et al. .... 292/113

\* cited by examiner

*Primary Examiner*—Prabhakar Deshmukh

(74) *Attorney, Agent, or Firm*—Calfee, Halter & Griswold LLP

(57) **CLAIM**

I claim the ornamental design for a lock plate, as shown and described.

**DESCRIPTION**

FIG. 1 is a perspective view of a lock plate showing my new design;

FIG. 2 is a bottom view of the lock plate of FIG. 1;

FIG. 3 is a front view of the lock plate of FIG. 1;

FIG. 4 is a right side view of the lock plate of FIG. 1;

FIG. 5 is a left side view of the lock plate of FIG. 1;

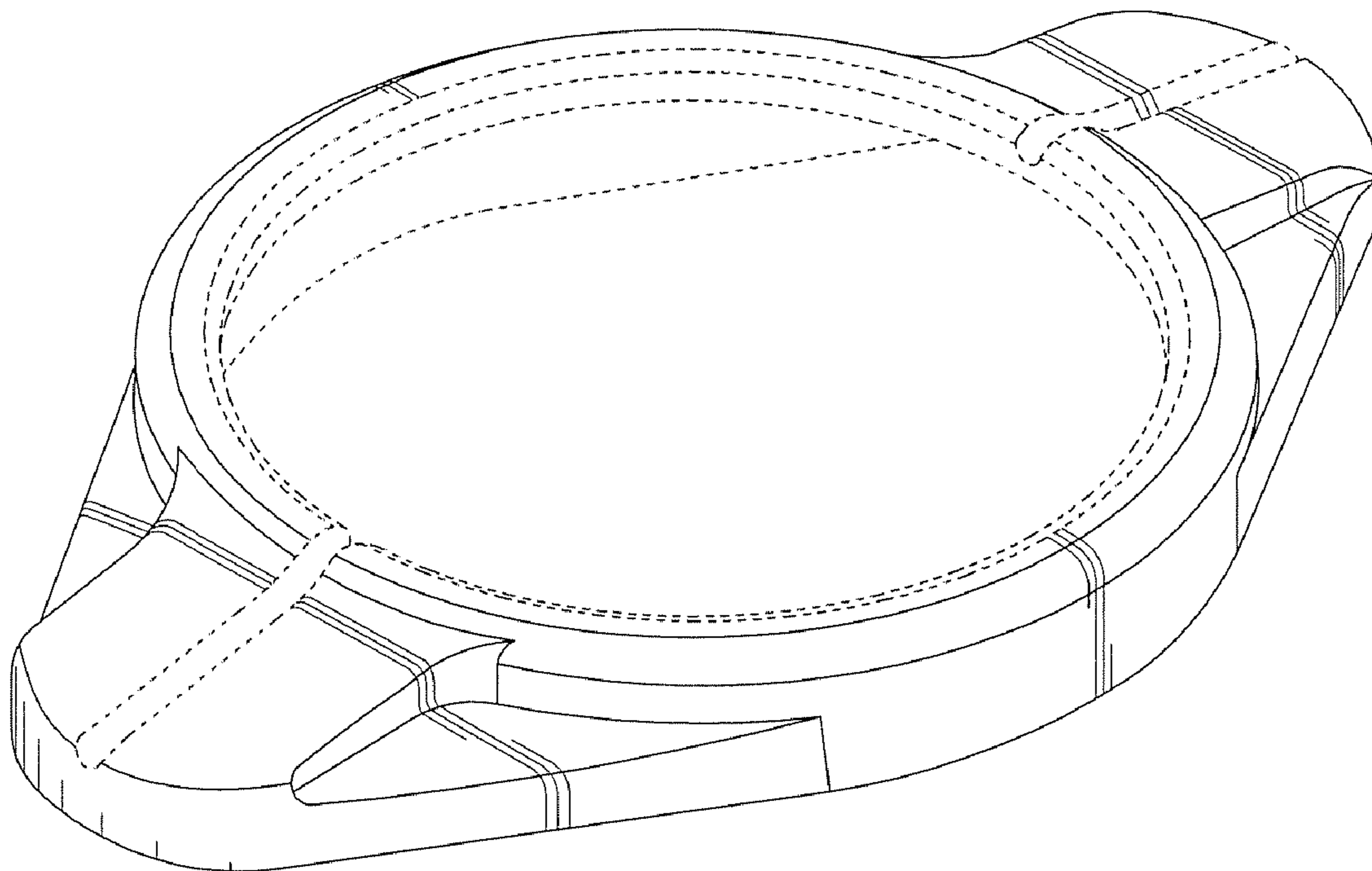
FIG. 6 is a front view of the lock plate of FIG. 1; and,

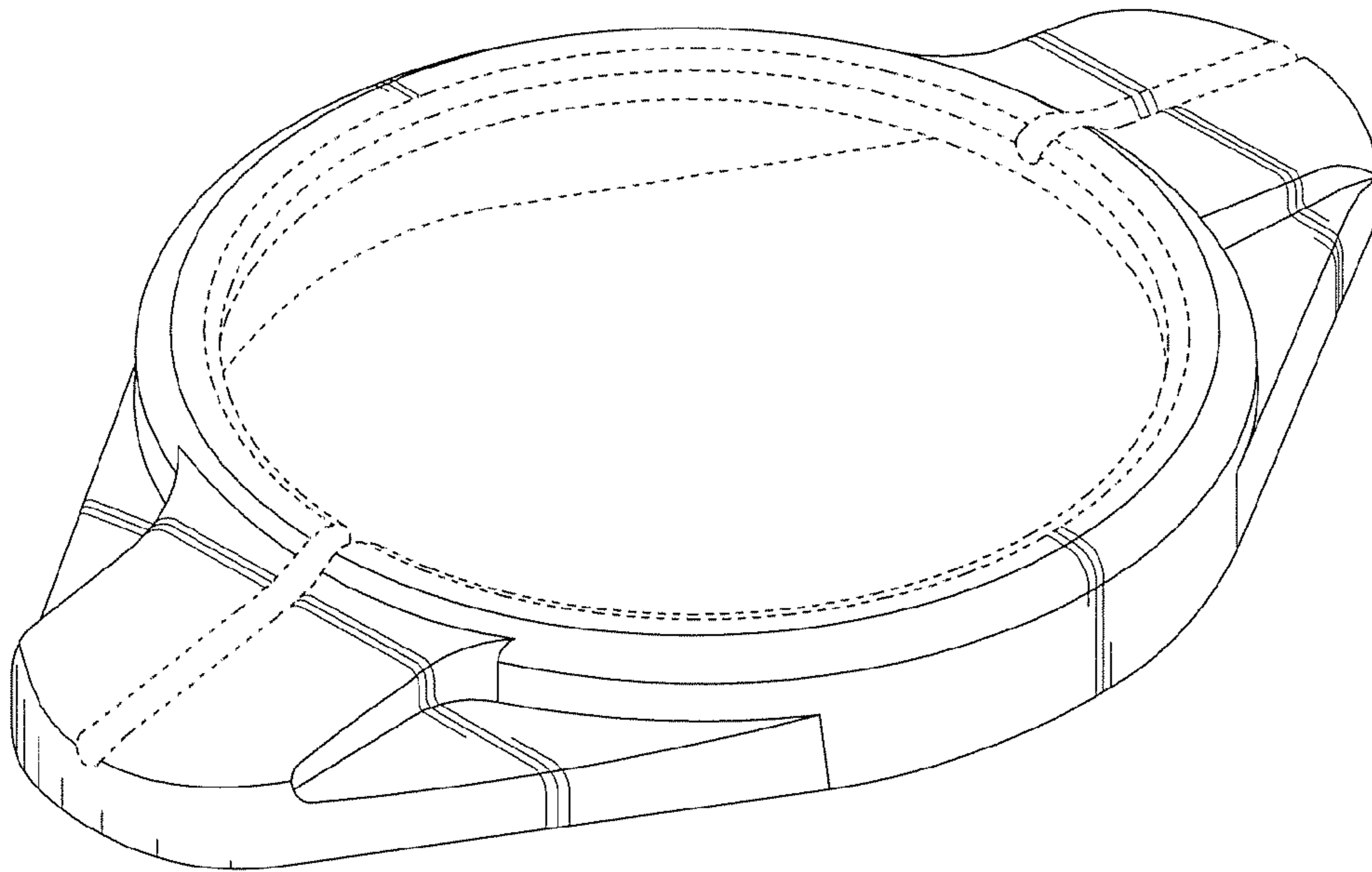
FIG. 7 is a rear view of the lock plate of FIG. 1.

The portions of the Figures shown in broken lines are not part of the claimed design and are for illustration purposes only.


The broken lines, which define the bounds of the claimed design, form no part thereof.

**1 Claim, 2 Drawing Sheets**

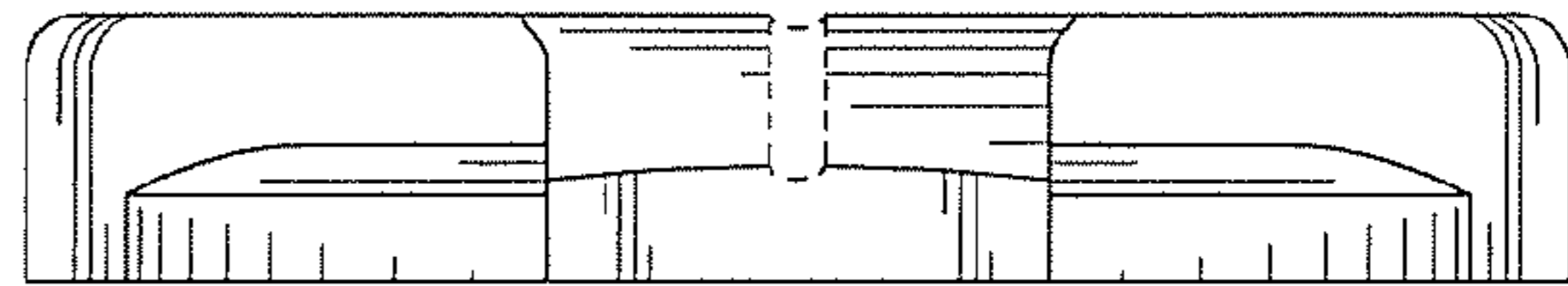




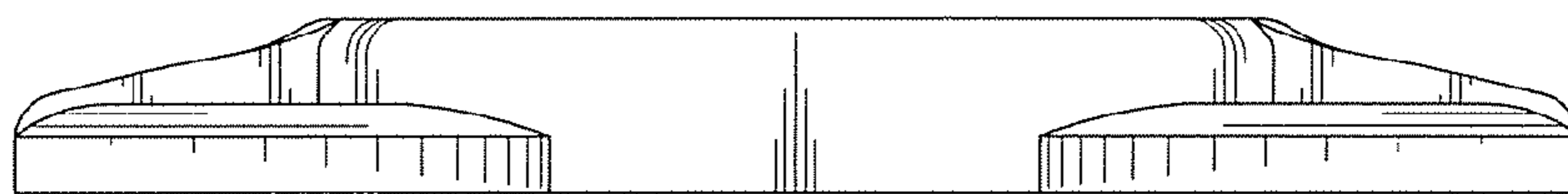
**FIG. 1**




**FIG. 2**



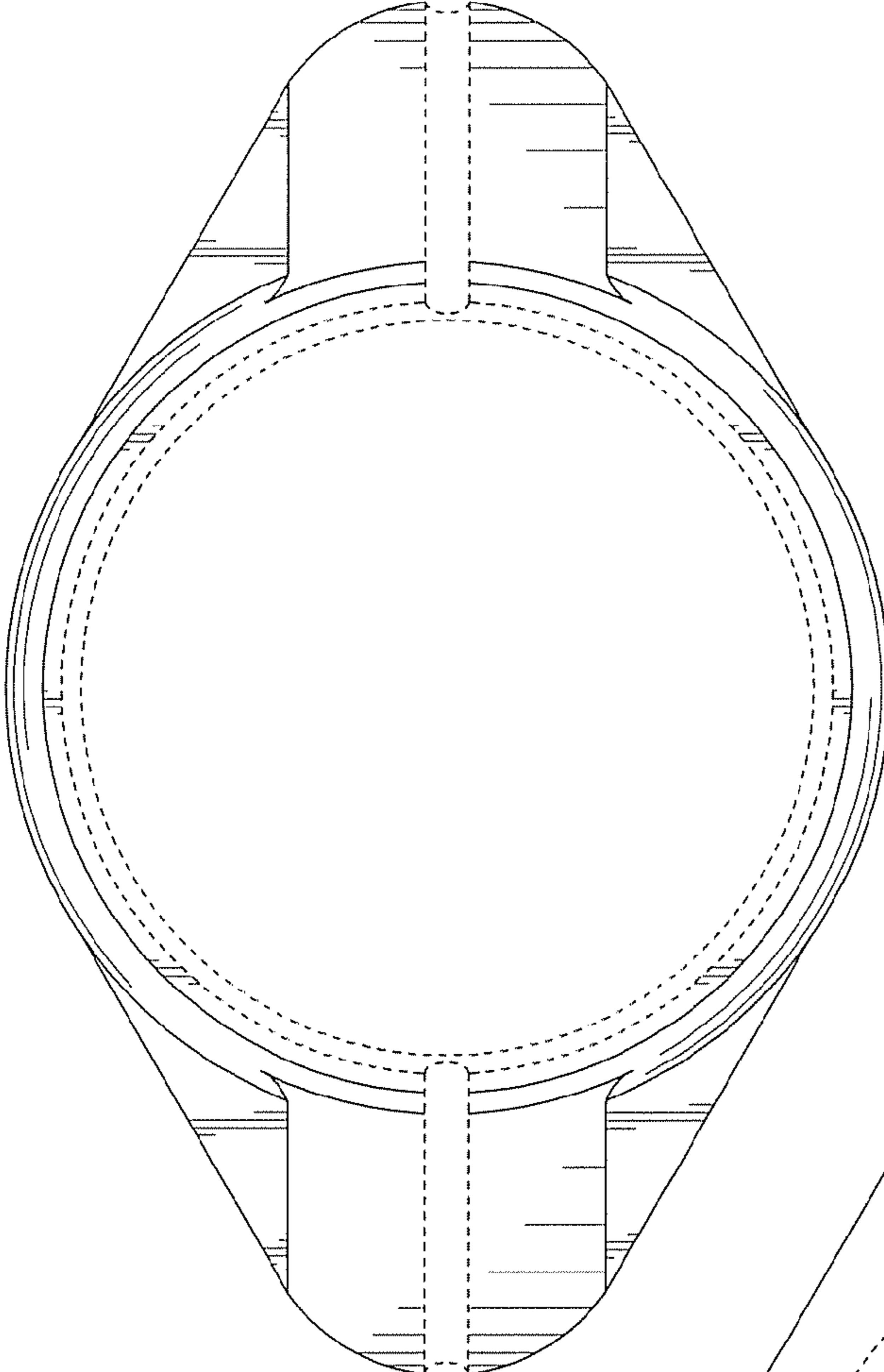
**FIG. 3**



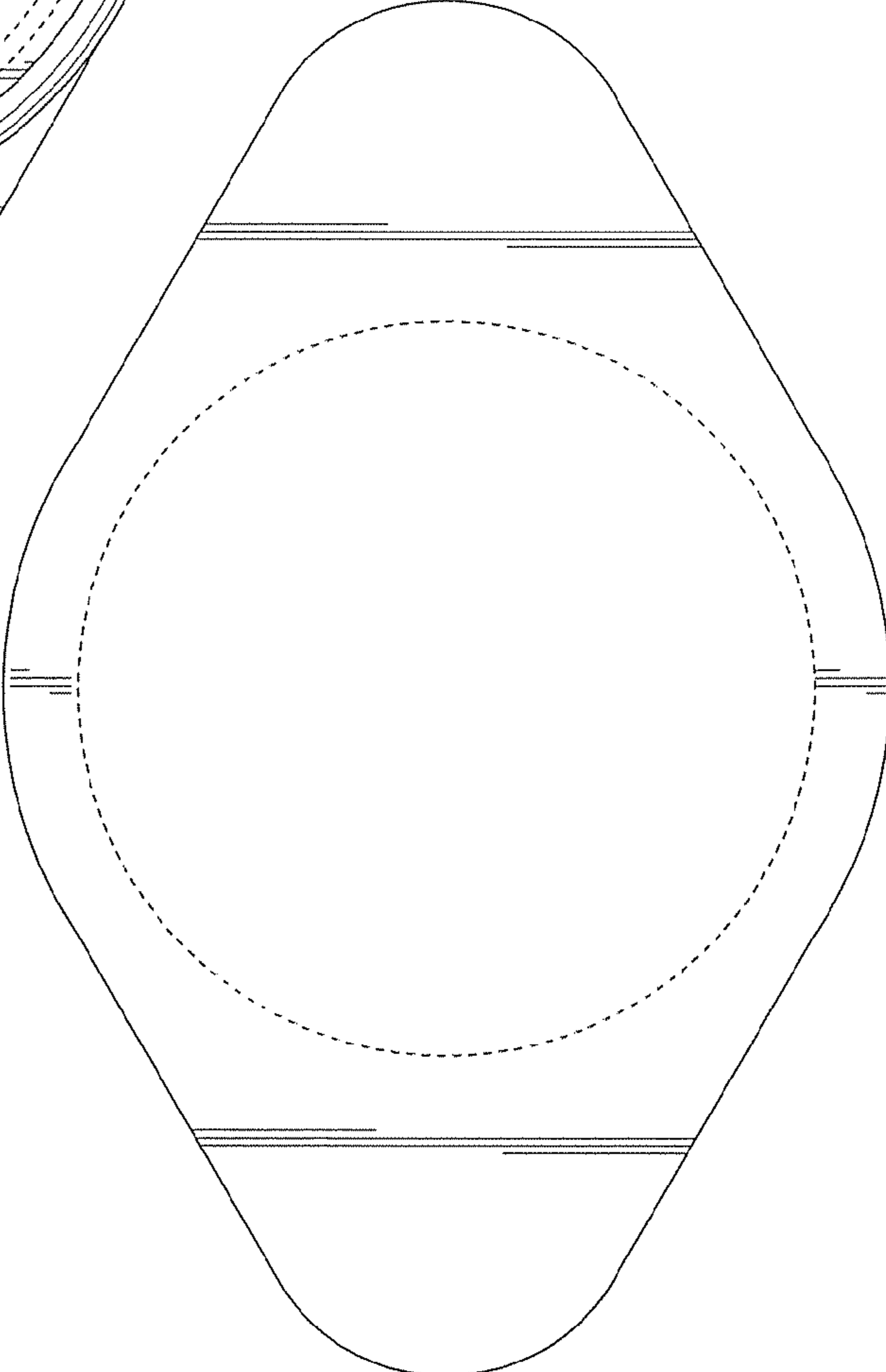
**FIG. 4**



**FIG. 5**



**FIG. 6**



**FIG. 7**

UNITED STATES PATENT AND TRADEMARK OFFICE  
**CERTIFICATE OF CORRECTION**

PATENT NO. : Des. 577,571 S  
APPLICATION NO. : 29/302120  
DATED : September 30, 2008  
INVENTOR(S) : Scott Stevens

Page 1 of 1

It is certified that error appears in the above-identified patent and that said Letters Patent is hereby corrected as shown below:

In the Figure Description:

In Fig. 3 description, delete the word "front" and replace it with the word --top--.

Signed and Sealed this

Eighteenth Day of November, 2008

A handwritten signature in black ink that reads "Jon W. Dudas". The signature is written in a cursive style with a large, stylized initial "J".

JON W. DUDAS

*Director of the United States Patent and Trademark Office*