



US00D577567S

(12) **United States Design Patent**
Crookshanks

(10) **Patent No.:** **US D577,567 S**

(45) **Date of Patent:** **** Sep. 30, 2008**

(54) **HANDLE**

(75) **Inventor:** **Kent Allen Stephen Crookshanks,**
Anderson, SC (US)

(73) **Assignee:** **Electrolux Home Products, Inc.,**
Cleveland, OH (US)

(**) **Term:** **14 Years**

(21) **Appl. No.:** **29/297,493**

(22) **Filed:** **Nov. 13, 2007**

(51) **LOC (8) Cl.** **08-06**

(52) **U.S. Cl.** **D8/316**

(58) **Field of Classification Search** D8/300-303,
D8/305-321, DIG. 1, DIG. 2, DIG. 10; D7/393,
D7/394; D3/318; D6/549, 524, 533, 550;
D23/250-254, 303, 305; D15/89; 292/347;
211/16, 182; 220/752-754; 16/441, 118,
16/110 R, 111 R, DIG. 19, DIG. 30, 110.1,
16/412, 414-420, 443-446

See application file for complete search history.

(56) **References Cited**

U.S. PATENT DOCUMENTS

D116,604 S *	9/1939	Hefferan	D8/319
D175,751 S *	10/1955	Aleks	D8/317
D190,266 S *	5/1961	Watt	D8/316
D193,698 S *	9/1962	Hawk	D8/316
D218,619 S *	9/1970	Young	D8/316
D266,122 S *	9/1982	Haug	D8/316
D370,617 S *	6/1996	Decursu et al.	D8/316
D400,424 S *	11/1998	Lewis et al.	D8/316
D424,873 S *	5/2000	Holbrook	D7/402
D449,215 S *	10/2001	Bertani	D8/316
D455,823 S *	4/2002	Zetsche	D23/304
D471,403 S *	3/2003	Jones et al.	D7/405
6,546,597 B2 *	4/2003	Atalla et al.	16/436
D488,699 S *	4/2004	Jackovin	D8/316

D495,556 S *	9/2004	Milrud et al.	D7/405
D505,611 S *	5/2005	Daniel et al.	D8/315
D511,955 S *	11/2005	Baldwin et al.	D8/301
D513,694 S *	1/2006	Vitkauskas	D8/300
D539,994 S *	4/2007	Pezzetta et al.	D32/3
D541,132 S *	4/2007	Huxhold et al.	D8/316
D542,090 S *	5/2007	Kim	D7/402
D546,623 S *	7/2007	Kim	D7/402
D554,972 S *	11/2007	Pezzetta	D8/319
D556,794 S *	12/2007	Vaughn et al.	D15/89
D562,360 S *	2/2008	Choi	D15/89
D564,836 S *	3/2008	Crookshanks et al.	D7/405
D565,351 S *	4/2008	Crookshanks et al.	D7/405
D565,892 S *	4/2008	McConnell et al.	D7/402
D566,465 S *	4/2008	Crookshanks	D7/405
D568,100 S *	5/2008	Jeon	D7/402

* cited by examiner

Primary Examiner—Stella M. Reid

Assistant Examiner—Mark A Goodwin

(74) *Attorney, Agent, or Firm*—Banner & Witcoff, Ltd.

(57) **CLAIM**

The ornamental design for a handle, as shown and described.

DESCRIPTION

FIG. 1 is a front perspective view of a handle showing my new design;

FIG. 2 is a front view thereof;

FIG. 3 is a top view thereof;

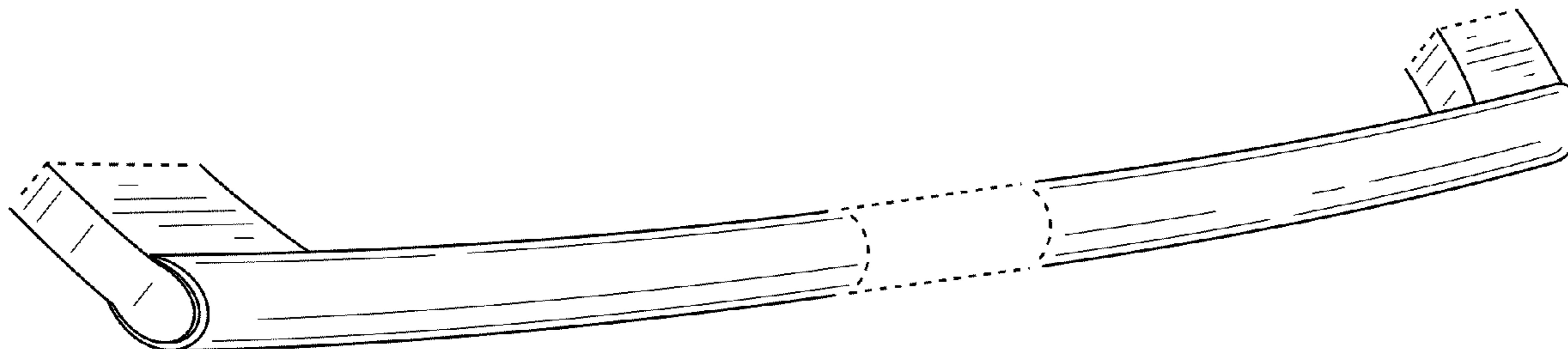
FIG. 4 is a bottom view thereof;

FIG. 5 is a right side view thereof; and,

FIG. 6 is a left side view thereof.

The broken line showing of various regions, including the unshaded areas therein, is for illustrative purposes and forms no part of the claimed design.

1 Claim, 5 Drawing Sheets



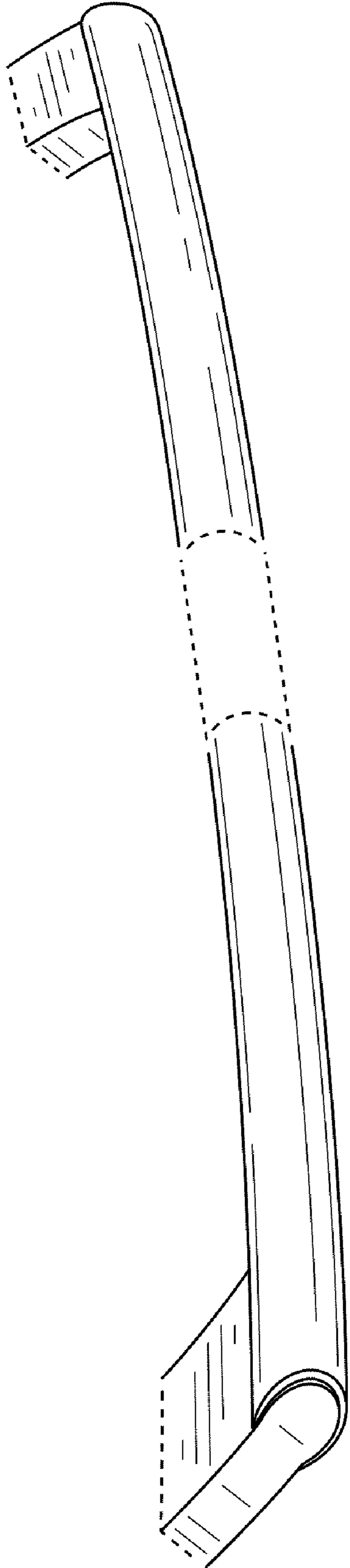


FIG. 1



FIG. 2

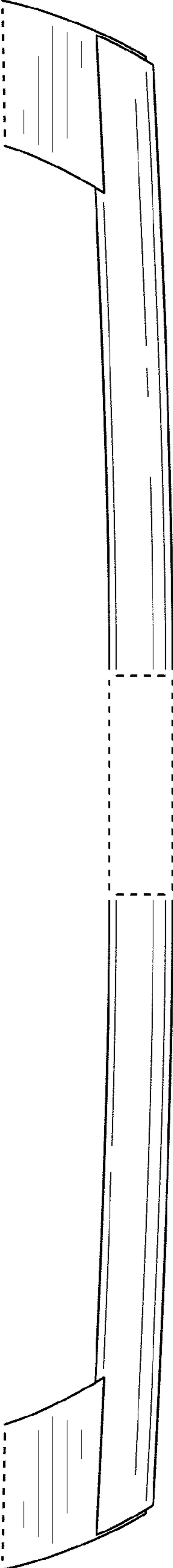


FIG. 3




FIG. 4

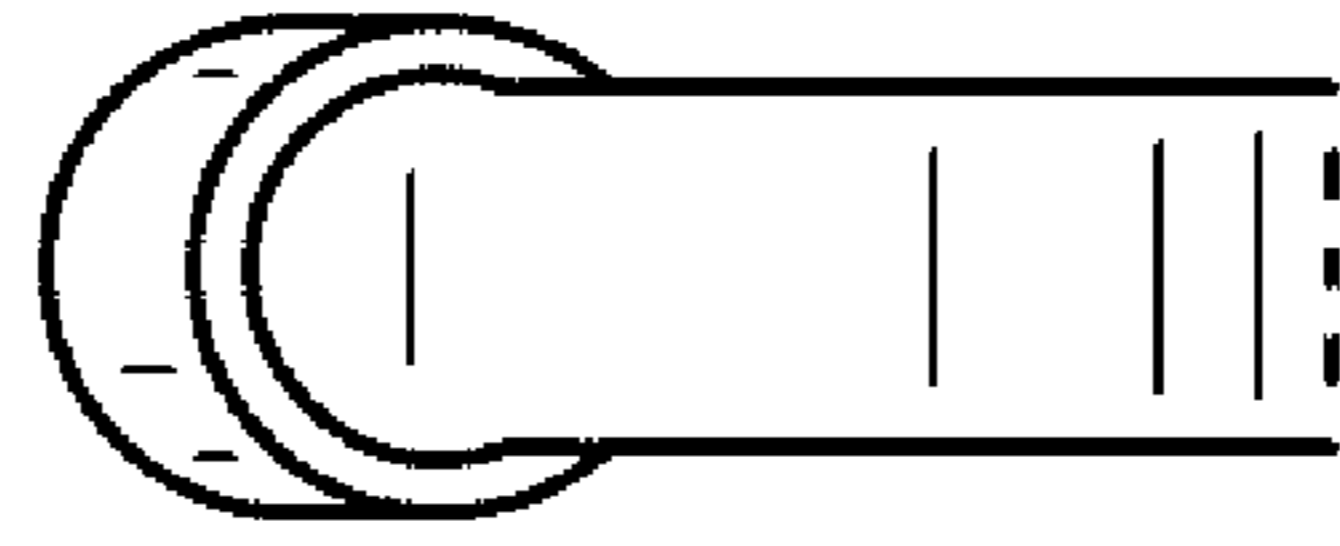


FIG. 5

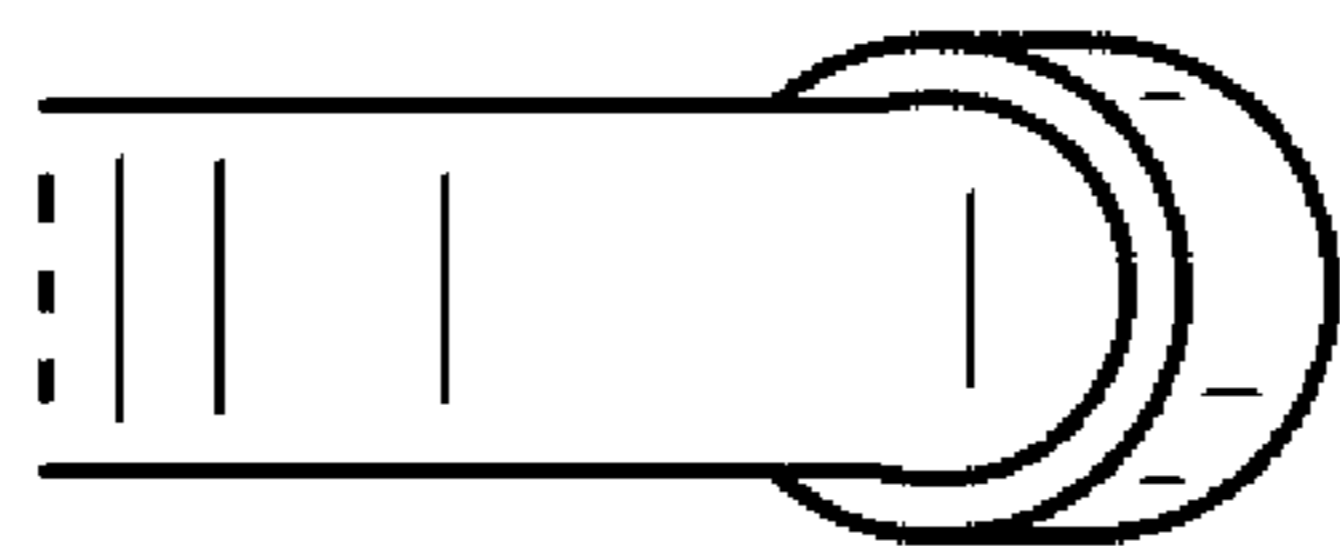


FIG. 6