

US00D577566S

(12) **United States Design Patent**
Grohmann

(10) **Patent No.:** **US D577,566 S**

(45) **Date of Patent:** **** Sep. 30, 2008**

(54) **DOOR OR WINDOW HANDLE**

(75) Inventor: **Ämilios Grohmann**, Hamburg (DE)

(73) Assignee: **Solarlux Aluminium Systeme GmbH**,
Bissendorf (DE)

(**) Term: **14 Years**

(21) Appl. No.: **29/295,075**

(22) Filed: **Sep. 21, 2007**

(51) **LOC (8) Cl.** **08-06**

(52) **U.S. Cl.** **D8/308**

(58) **Field of Classification Search** D8/308,
D8/300-303, 307, 309, 359, 499; D23/250-254;
16/110.1, 408, 412, 414; 292/336.3, 354,
292/356

See application file for complete search history.

(56) **References Cited**

U.S. PATENT DOCUMENTS

D111,012 S *	8/1938	Carlson	D8/308
2,125,783 A *	8/1938	Heeman	292/347
D269,942 S *	8/1983	Coppola	D8/308
D312,956 S *	12/1990	Boeri	D8/308

D430,997 S *	9/2000	Magnusson	D8/308
D431,173 S *	9/2000	Durbin	D8/308
D457,048 S *	5/2002	Zoerner et al.	D8/308
D457,049 S *	5/2002	Zoerner et al.	D8/308
D478,268 S *	8/2003	Trazzi	D8/307

* cited by examiner

Primary Examiner—Prabhakar Deshmukh

Assistant Examiner—Derrick Holland

(74) *Attorney, Agent, or Firm*—Gudrun E. Hockett

(57) **CLAIM**

The ornamental design for a door or window handle, as shown and described.

DESCRIPTION

FIG. 1 is a top plan view of a door or window handle showing my new design;

FIG. 2 is a left side view thereof;

FIG. 3 is a first end view thereof;

FIG. 4 is a right side view thereof;

FIG. 5 is a second end view thereof; and,

FIG. 6 is a perspective view thereof.

1 Claim, 2 Drawing Sheets






Fig.1




Fig.2

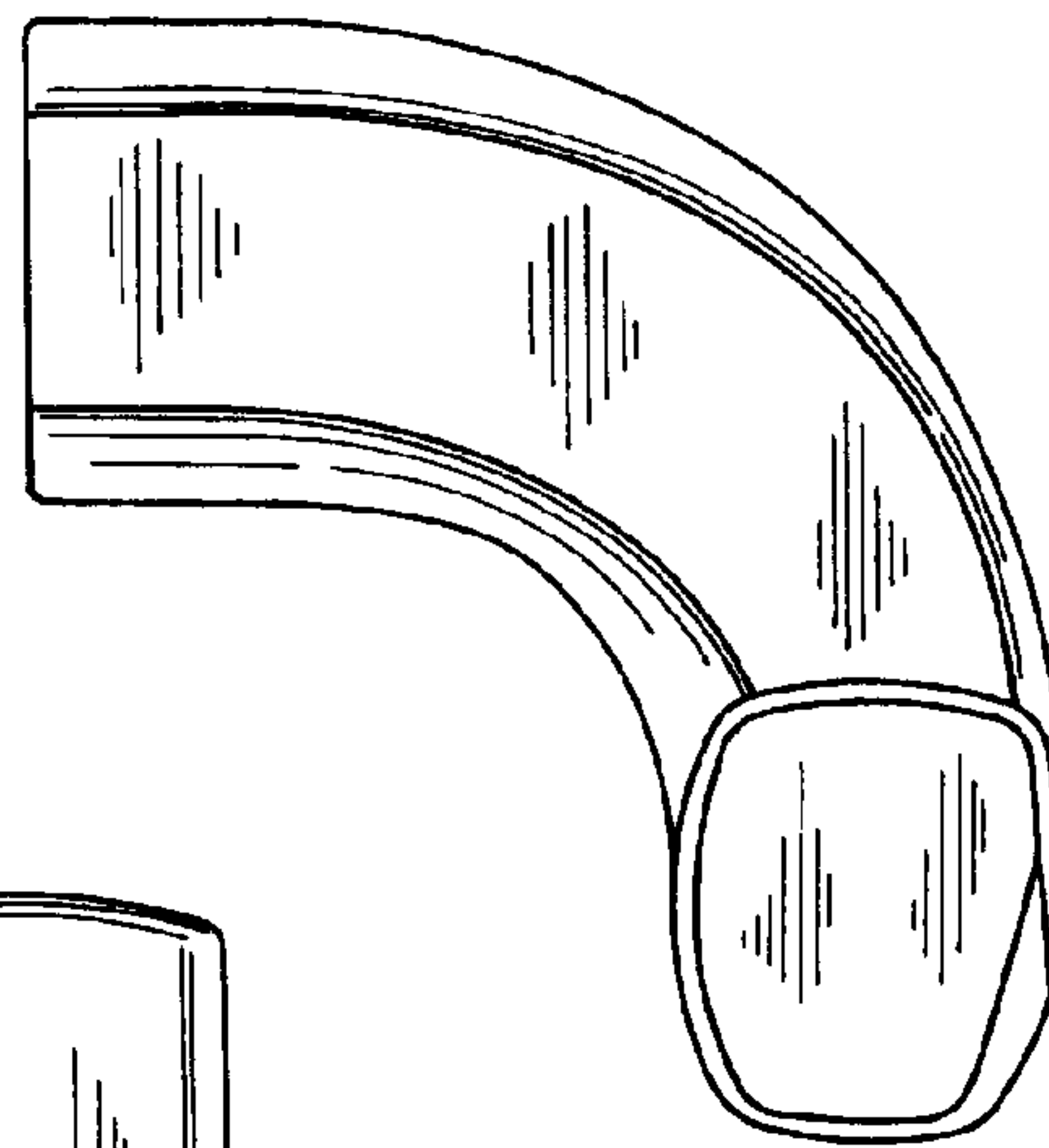


Fig.3




Fig. 4

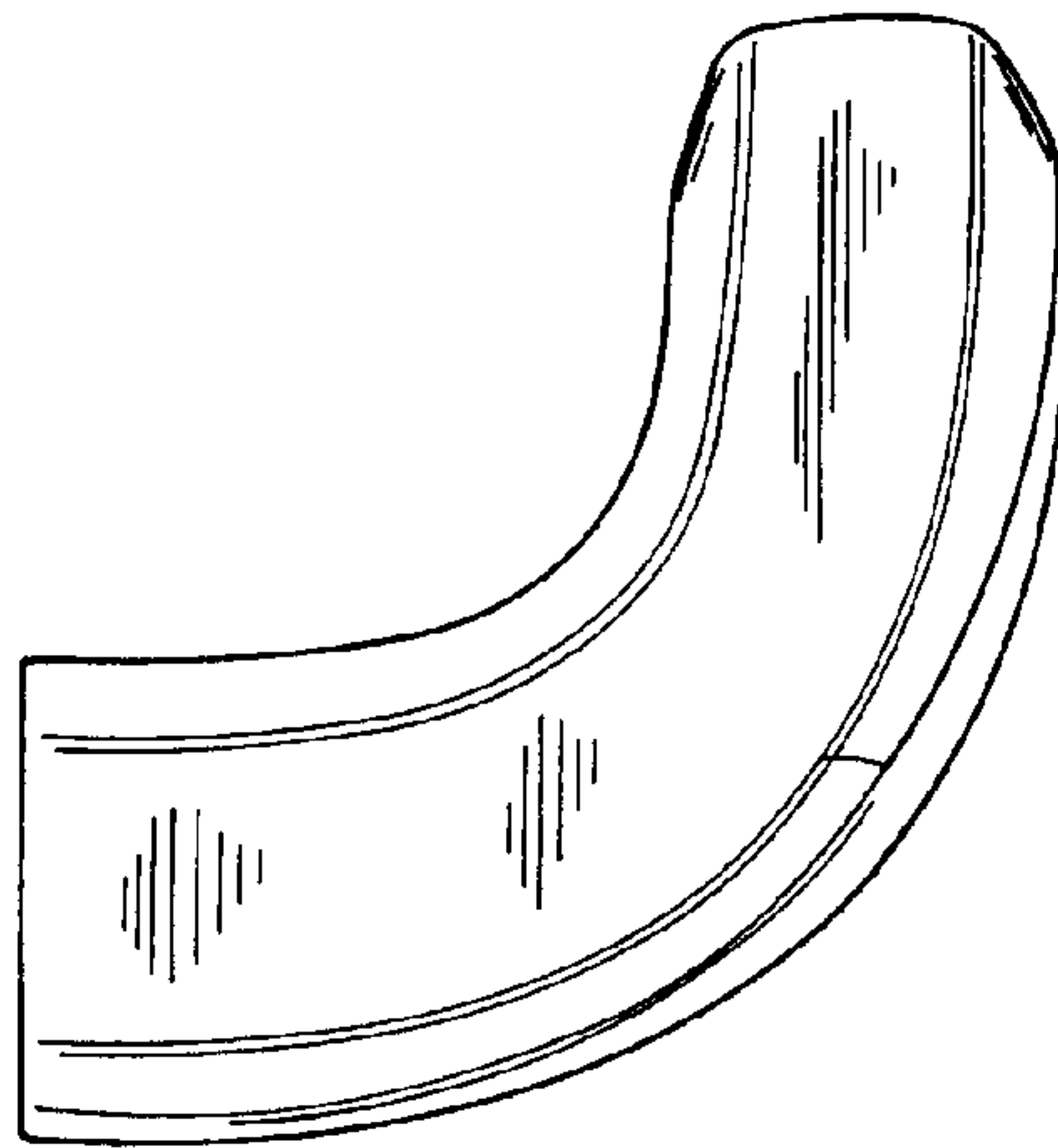


Fig. 5

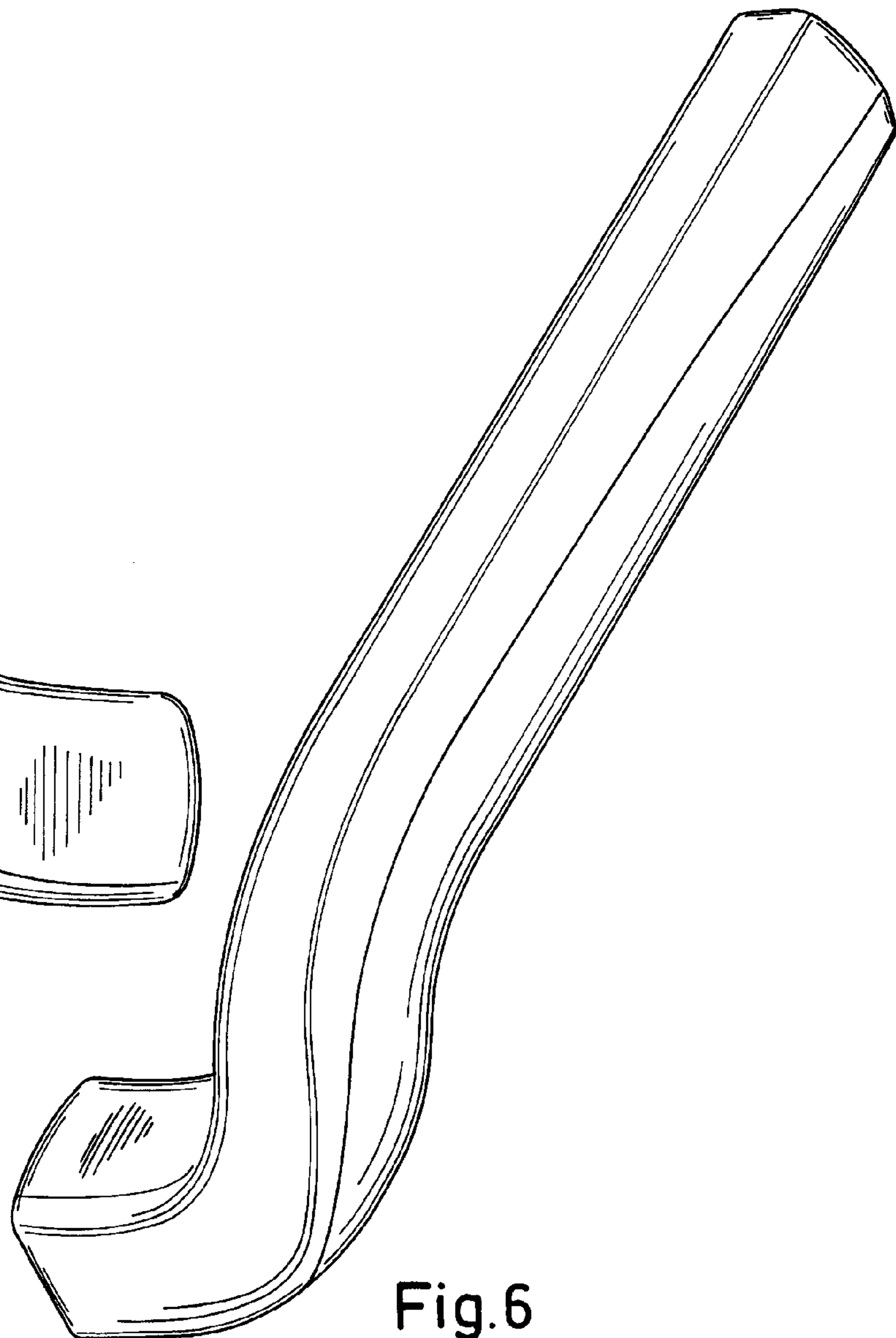


Fig. 6